



IPR DURAS PROJECT



Linking farmers to markets
through valorisation of local resources:
the case for intellectual property rights
of indigenous resources

Estelle Biénabe
Cerkia Bramley
Johann Kirsten
Dirk Troskie

IPR DURAS PROJECT

**Linking farmers to markets through valorisation of local
resources: the case for intellectual property rights of
indigenous resources**

SCIENTIFIC REPORT

Prepared by Estelle Biénabe, Cerkia Bramley, Johann Kirsten and Dirk Troskie

**With contributions from Steve Carr, Danie Jordaan, Gillian Maggs Kohlin, Michel Mallet,
Phumlani Mentani, Merida Roets, Bernd Rothkegel, Hester Vermeulen, Hettie Schönfeldt**

TABLE OF CONTENT

SECTION A INTRODUCTION TO IPR DURAS PROJECT

| | |
|---|----|
| 1. INTRODUCTION | |
| 1.1 Project rationale and general objectives | 3 |
| 1.2 Project overview | 4 |
| 1.3 Project insights | 6 |
| 2. SELECTION PROCESS AND CAPACITY BUILDING WORKSHOPS | |
| 2.1 Introduction | 8 |
| 2.2 Selection process | 8 |
| 2.3 Capacity building workshops | 15 |
| 3. SYNOPSIS OF THE LEGAL FRAMEWORK PROTECTING GEOGRAPHICAL INDICATIONS IN SOUTHERN AFRICA | 19 |

SECTION B CASE STUDY DOCUMENTATION

| | |
|---------------------------------------|-----|
| 1. INTRODUCTION | 32 |
| 2. KALAHARI MELON SEED OIL CASE STUDY | 34 |
| 3. ROOIBOS TEA CASE STUDY | 49 |
| 4. HONEYBUSH TEA CASE STUDY | 69 |
| 5. KARAKUL PELT CASE STUDY | 83 |
| 6. CAMDEBOO MOHAIR CASE STUDY | 96 |
| 7. KAROO LAMB CASE STUDY | 107 |

ANNEXURES

| | |
|---|--|
| <i>Annexure 1: Synthesis of main achievements and dissemination list</i> | |
| <i>Annexure 2: Rights, resources, markets and development: A South African/Namibian farmers' guide to using intellectual property</i> | |
| <i>Annexure 3: Capacity building workshops: information discussed and produced by the different groups</i> | |
| <i>Annexure 4 and 5: Delimitation of Rooibos production area</i> | |
| <i>Annexure 6: Mohair classing standards</i> | |
| <i>Annexure 7: Camdeboo Mohair production area</i> | |
| <i>Annexure 8: Delimitation of Karoo region</i> | |

SECTION A

INTRODUCTION TO THE IPR DURAS PROJECT

1. INTRODUCTION

1.1 Project rationale and general objectives

The world wide trend in food consumption patterns, towards more diverse products with a strong cultural value, is creating opportunities for rural producers to move away from low value agricultural production into niche markets. However, despite a rich diversity of traditional knowledge and indigenous resources (Cape indigenous flora, Mopani worms, Marula fruit etc.) and with the production of many agro-food products rooted in the use of these local resources (Honeybush tea; Rooibos tea; Karoo lamb; Boer goat; ostrich products), rural communities in the South African Development Community (SADC) region generally market low value products or raw materials. Considering that many of these community based products have a given quality, reputation or other characteristic essentially attributable to their geographical origin, labeling and protection through a geographical indication (GI) could apply to them and institutionalize the tacit reputation which consumers confer on some geographic or cultural attributes. Where differentiated products do exist, they are often the result of the initiative of medium or large-scale farmers and enterprises. A need thus arose to explore the potential for improving and strengthening rural communities' linkages to the market through geographical indication labeling and collective action. This formed the basis for this research project¹ which was implemented between 2005 and 2008.

The project commenced by exploring the current lack of a suitable public system for protecting GIs in Southern Africa. In contrast to the European Union, the current South African legal framework only provides for the protection of GIs as collective and, in certain circumstances, as certification trademarks. The lack of a public system through which to valorize GIs was identified as excluding resource poor farmers (but also commercial larger scale farmers) from a potentially useful tool for improving their market access. The need for a public system of protection also emanates from the significance of the wild resources found in South Africa and Namibia, which are often the only source of income for resource poor communities and which is threatened by bio-piracy. It thus appeared important to assess the merits of developing an institutional framework for protecting GIs in Southern Africa and to evaluate the needs for a *sui generis* legal system. Secondly, an analysis was done of the local dynamics based on specific agro-food products.

Two central questions were therefore addressed by the project: "How can local communities successfully protect their resources and differentiate their production through GIs?" and "What is the nature and extent of the required institutional and legal framework to achieve this objective?". The project set out to provide conceptual and procedural considerations to

¹ The project was funded by DURAS, a joint GFAR - Agropolis International initiative supported by the French Ministry of Foreign and European Affairs through its Priority Solidarity Fund (PSF).

the potential use of GIs in order to protect and utilize indigenous knowledge and resources to the benefit of local communities.

1.2 Project overview

The general purpose of the project was to carry out case studies, carefully selected from a range of potential cases, in order to assess the potential for improving resource poor farmers' market access through GIs and to design tools to take advantage of the potential for protecting local resources and knowledge through GIs in order to create dynamics for the valorization of specific local resources.

The project was closely involved with the policy process, in particular by engaging government representatives as core partners and stimulating the public debate on GIs in South Africa and Namibia. The GI concept and general idea of protecting indigenous resources was not totally novel at South African Government and research level, in part due to a Western Cape Department of Agriculture initiative that resulted in draft legislation for protecting GIs. The project, however, introduced the concept of GIs to Namibia where no previous initiatives of its kind had been undertaken. There was a strong need to create awareness and build capacity in both countries on how to think about the importance of protecting indigenous resources and traditional knowledge. Project meetings and informal exchanges provided a forum for the transfer and sharing of information on the different dimensions of GIs in a Southern African context. Furthermore, agricultural production and commercialization is generally characterized by limited collective action both at local and national level. Commercial farmers are accustomed to acting on an individual basis and emerging and resource poor farmers are generally poorly involved in organizations. The project thus aimed to engage with actors at industry and community level to enhance the potential for protecting and promoting some origin-based products. A strong emphasis was placed on capacity building and information sharing.

Given the novelty of GIs in Southern Africa, the project was based on a gradual process of exploring the relevance of the GI concept in South Africa and Namibia and its possible implementation. This process comprised of different steps that consisted firstly of an exploratory phase to better comprehend the diversity of localized resources through an inventory of indigenous knowledge and resources that local communities claimed were unique. A two page call for submission was widely disseminated to consult a large audience (NGOs, government departments, farmers' magazines, producer organizations etc.) and invite people to submit potential case studies. The call was published in different newspapers and broadcast on different radio programs. A selection process followed that sought to ensure a wide diversity of cases from those submitted. Four cases were eventually chosen from South Africa (Rooibos Tea, Honeybush Tea, Karoo Lamb and Nguni hides) and two from Namibia (Kalahari Melon seed and Karakul pelts).

In the second phase of the project, capacity building workshops were conducted for the Rooibos, Honeybush tea and Nguni hides communities. These capacity building workshops constituted the first step towards conducting the case studies. It was, however, concluded in consultation with the industry that a GI was probably not the most appropriate option for the Nguni Hides case. As a result, this case study was abandoned. The Mohair industry

furthermore, showed a strong interest in exploring the potential of registering a geographical indication. As a result, Camdeboo Mohair was included as one of the case studies. The fact that Camdeboo Mohair carries a regional name and the existence of a strong code of conduct indicated strong similarities to the GI philosophy.

Instead of capacity building workshops, information meetings were conducted for the Karoo Lamb, the Kalahari melon seed oil and the Karakul pelt industries, in order to raise awareness on GIs and to prepare for the case studies.

The following phase of the project consisted of developing the case studies, the results of which are presented in section B. Based on initial workshops and meetings, different levels of engagement with the industries and communities were defined according to the interest actors expressed in exploring GI related processes. A decision was taken collectively between the research team and the different case study role players on how to articulate the research process and the actors' own interest in exploring GI issues. Where strong interest was expressed a 'GI committee' representing the industry was appointed, and supported by some of the research partners, to ensure the sharing of information between the research team and the industry role players and to explore the potential for implementing a GI. The main function of these committees was to complete the description of the product and to draft the code of conduct or specification. In the other cases, a member of the research team took the lead in preparing the product characteristics and became the main resource person for the corresponding industry. This was the result of either the presence of an existing IP regime or a very low level of organisation and structure within the industry.

The case study documentation process and exchanges with stakeholders provided insights that enabled the project to reflect industry realities. This constituted a strong information and experience base that was discussed and assessed in different meetings during the course of the project. Discussions based on the case studies were used to fuel the thinking in terms of a more applicable institutional and, in particular, legal framework. The legal dimension was developed through the course of the project to account for insights from the case studies and for changes in the legal framework.

A prominent meeting in this regard was the workshop with eleven international experts that provided a good representation of the different regions (Brazil, India and Europe) and international organisations (WTO, European Commission, WIPO, Swiss Intellectual Property Institute etc.). The meeting provided an important balance between researchers and practitioners. Local stakeholders from the Department of Trade and Industry, the National Agricultural Marketing Council, a conservation agency (Cape Nature) as well as journalists were also present. In this meeting, the experts were asked to reflect on interesting perspectives gained from the case studies according to:

- their experience in working with geographical indications;
- the potential of the case study to benefit from GI protection (identification of success factors or shortcomings);
- the potential of GIs as an appropriate tool for rural development in Southern Africa;
- the potential for biodiversity conservation; and

- the features of the institutional and/or legal framework for Southern Africa to capture the benefits of GI protection for the chosen products and ensure small-scale farmers' beneficiation.

This meeting was a key step in confronting the local situation and dynamics on the one hand and the national and international dimensions of the debate on the other hand.

1.3 Project insights

The project was built around understanding and supporting local dynamics at industry level, as captured through the case studies and involvement with the on-going political process involving GIs. As mentioned, the research program maintained strong links with the policy process through the involvement of government representatives as core partners that allowed for stimulation of the public debate on GIs. The project's involvement has been instrumental in moving the policy process forward. Notably, the drafters of the Intellectual Property Amendment Bill participated in the project's seminars, providing an opportunity for constructive interaction on the design of GI protection in South Africa. The research team drafted extensive comments on the draft legislation, based on research results from the project. The case studies selected will, furthermore, serve as pilot cases for testing the new legislative framework.

The Rooibos case has been particularly insightful and has enriched both the research process and political debate. It has led to a better understanding on questions such as the legal requirements for strong international recognition of GIs (in particular from the EU), capacity requirements at public level to assess GI applications and monitor and enforce their use as well as the level of public and private engagement and collective action required to pursue a meaningful GI strategy.

When we reflect on the process and results of the project, it is clear that the project was supported and enriched by regular engagement with the industries, a sense of trust between the research team and the industries, the different seminars that were held as well as through the different steering committees. This allowed for developing a proper participatory research process through regular reassessment and approaching and conducting the various case studies in different ways while getting insights from the set of local experiences. Building upon the variety of situations displayed by the cases, the project allowed for the characterization of different levels of industry trajectories with regard to quality based and IP collective strategies. Again, the research questions and approach were clearly enriched through the researchers' involvement in actual GI initiatives within the different industries. The project clearly documented and reinforced the initial statement regarding the diversity of traditional knowledge, indigenous resources and agro-food products based on local resources and the potential for adding value. For a full overview of the main activities and difficulties encountered during the project as well as a dissemination list see annexure 1.

The engagement with the different stakeholders at different levels and the accompanying local experiences, furthermore, contributed to the improved awareness and understanding of the potential of GIs for improving market access for resource poor farmers at industry, local organization and government level in Namibia and South Africa. It also facilitated the building of

a partnership between local organizations, research and government institutions as well as NGOs.

Many of the activities of the research team has continued beyond the conclusion of the project. This includes most notably the preparation of the Rooibos industry's application for registration of a GI in the EU under EU Regulation 510/2006. In various cases, GI related collective action dynamics at industry level have also led to spill over effects on related topics such as biodiversity, general quality management and marketing. This has illustrated the potential of GIs for local communities beyond its role as quality signal and name reservation.

Exploring the potential of GIs in Southern Africa and engaging with stakeholders at the different levels have, furthermore, emphasised a number of IP related issues that need to be further developed. This would include issues surrounding animal breeder rights, efficient mechanisms for benefit sharing and the potential for enhancing collective action at industry level through developing collective quality management strategies for many industries in Southern Africa. There is a clear need for further participatory research processes on how to empower local agro-food industries and farmers' organisation with regard to IP strategies and quality signalling.

2. SELECTION PROCESS AND CAPACITY BUILDING WORKSHOPS

2.1 Introduction

The project departed with a selection process in order to identify local products in both South Africa and Namibia which could potentially benefit from geographical indication protection. As mentioned, this first phase of the project was mainly exploratory in order to better comprehend the diversity of localized resources through an inventory of indigenous knowledge and resources which communities claim to be unique. The selection process was followed by a series of capacity building workshops aimed at better informing stakeholders of the selected industries of the need and options for protecting their intellectual property rights.

2.2 Selection process

Information was collected based on a two pages call for submission which was widely disseminated to consult a large audience (NGOs, government departments, farmers magazines, producer organizations etc.) and to invite people to submit potential case studies. This information was then organized based on a set of criteria designed to inform on the relevance and peculiarities of the chosen cases, as elaborated on below.

2.2.1 Presentation of the set of criteria

The following set of criteria was designed to account for both the success factors as well as the diversity of situations in which it is worth studying the potential for developing GIs. The success factors were identified after an extensive overview of the literature which was conducted as part of a Master Thesis (Grant, 2005). By modelling the criteria on these success factors, the project team sought to ensure that the chosen case studies have a real potential for being recognised and protected as GIs and for the relevant farmers to benefit from it. For purposes of the project, additional criteria were also designed to account for the potential diversity of situations across industries. The selection criteria included the following:

Product specificity

A first aspect to be considered is the ease with which a product can be defined and thereby differentiated from similar products. The importance of specificity in the success of a geographical indication derives from the need to precisely define a product in order to facilitate differentiation. It is important to establish the characteristics of the product that differentiate it from a similar product produced in another region (Sylvander & Lassaut, 1994). This is linked to the capacity to define the typicality of the product and its link to a particular *terroir*.

The concept of *terroir* encompasses the belief that specific territories can comprise certain characteristics, which are due to a particular geographical environment with its inherent natural and human components. Scheffer and Sylvander (1997) define *terroir* as “*a homogenous geographical entity founded on natural and human factors where particular natural conditions conjugate with an original and ancient know-how*”. According to Barjolle

et al (1998) a *terroir* consists of “(1) a natural site, (2) a set of knowledge and human practices and (3) deep rooted traditions and cultural customs”.

Typicity is thus an intrinsic component of the product, rooted in an historical and geographical context specific to the region of origin. In determining a product’s typicity one takes into consideration both aspects of the natural environment from where the product originates as well as any local *savoir faire*.

The existence of a link between a product and a *terroir* as reflected by its typicity is at the core of any geographical indication, contributing to the product specificity. More generally, the different aspects that can contribute to the product specificity are the geography, the production area, the production practices, the production system and specific species. These can all contribute to the uniqueness of the product.

Reputation

The importance of reputation is highlighted in the Article 22 of the TRIPS² agreement and in EU Council Regulation 510/2006 “...where a given quality, reputation or other characteristic of the good is essentially attributable to its geographical origin.” Reputation is determined by a product’s historical link to the region, the product specificity and consumer perceptions. The symbiotic relationship between specificity and reputation is clear in that a product’s specificity leads to its reputation, which in turn allows the benefits associated with specificity to transpire. Historical and cultural aspects are determining factors in the building of product reputation and should be taken into account as part of the criteria on reputation. Importantly, reputation can be determined from a local, national or international perspective.

Coordination and institutional arrangements

The geographically intertwined nature of geographical indications has certain implications for the coordination of origin labelled supply chains. As the Heath (2002) mentions, origin labelled products are very often characterized by a “*collective dimension in the sense that they are linked not only with the skills of many producers and/or processors but also with locally created public goods and with the history, habits and culture of the local community*”. The reputation in geographical indications derives from the behaviour of a number of actors and becomes an asset shared by a network of firms (Raynaud & Valceschini, 1998). The more widespread the commitment to traditional production practices among producers in the area of production, the greater the impact of this investment in preserving the identity of the product and therefore the greater the collective value of the investment (Belletti, 2000). This requires the creation of collaborative networks through which many actors jointly manage the common product in the same way a single firm might do (Barjolle & Sylvander, 2002).

Although producers retain their economic and legal independence in the production and marketing of the common good, they are linked through their activities that result in a particular origin labelled product whose main characteristics are determined in the code of

² Trade Related Aspects of Intellectual Property Rights Agreement of 1994.

production. This peculiar manifestation of independence/interdependence between producers of the common good, each pursuing its own objectives, emphasizes the importance that origin labelled products stem from a collective process.

A further consideration is the existence or the potential for creating producer and/or processor organizations, referred to in the European context as “interprofessional bodies”. These bodies are considered to be coordinating institutions that can reduce transaction costs and convey information to all parties involved, thereby reducing uncertainty and preventing potential market failures. It is within these bodies that the product is defined and the production code agreed upon. An industry which lacks similar bodies will find it difficult to display the cohesion needed to successfully market a common product.

The importance of co-ordination has been reiterated throughout the research on typical products (Boccaletti, 1992; Canali, 1997; Barjolle & Chappuis, 2000). In this regard Chappuis and Sans (2000) have identified co-ordination in the supply chain as a prerequisite for the success of typical products and for the competitiveness of the firms producing and marketing it. Factors indicated by research as contributing to the need for co-ordination in origin labelled supply chains include the characteristics of the product in that they are highly differentiated and enjoy strong value-added, the seasonal nature of a number of origin labelled products and the location of some producers in regions where production costs may be higher. The most compelling reason seems to be the need to arrive, at the end of the processing stage, at a product with specific characteristics.

To account for this criterion, several aspects have to be considered:

- farmers' organisations
- representivity of organisations
- other organisations within the supply chain
- agreements with downstream actors
- agreements between commercial and emerging farmers
- existing trademark protection, either individual or collective
- plant breeder rights protection.

Institutional support/driving organisation

Products bearing a geographical name have several public good characteristics (as they are in essence public brands put at the disposal of private actors), which require the intervention and support of public and/or private institutions (Barjolle *et al.*, 1998). This support may take various forms including regulations, financial assistance with the procedure, advisory boards as well as financial support for individuals or applicant groups. In countries where geographical indications are a new concept, the State may need to provide support and advice to producers applying for registration. The most important role played by the State in protecting geographical indications however, is its role in facilitating protection by means of legislation thereby providing the instruments of institutional guarantee. Other actors may support the protection of GIs and must therefore be considered in the screening. These may include donor organisations and NGOs.

Characteristics of supply chain/ market attractiveness

Attractiveness of the market as a factor contributing to the success of a GI refers to the characteristics of the market in which the product is to be sold. To assess the attractiveness of the various markets, the following factors should be considered (Barjolle and Sylvander, 2002): size and growth potential of the market, structure of the partners downstream in the supply chain, barriers to entry in the market, margins realized in the past, economic stability of the market, intensity of competition, image of the sector and the region.

In addition to considering market attractiveness in order to ensure that the chosen products have the necessary market potential to render a GI beneficial, it is important to ensure a diversity of case studies with respect to differences in supply chains, in order to fully account for and understand the role of the market context and determinants for GI development. Different supply chains are likely to reflect different behaviours and interests, especially at retail and consumer level. The different supply chains are also likely to involve different dynamics in terms of quality.

Type of producers

It was nevertheless important to ensure that a significant proportion of emerging farmers participate in the production of the chosen case studies in order to explore the relevance of GIs for supporting rural development. Differences in terms of the ratio of emerging to commercial farmers and their relationships were also considered, as it was expected that this could potentially influence the capacity for undertaking collective action.

Environmental impact

It was decided that diversity in environmental issues should be included as a criterion in order to assess the potential of GIs to link small scale farmers to markets in a sustainable way. It furthermore, facilitates an exploration of the interactions between different actors and their objectives in negotiating the codes of practices and in specifying the characteristics of the product (link with organic production, biodiversity friendly labelling etc.). Different aspects of the environmental impacts and its management which need to be considered include:

- the sustainability of practices
- the impact on biodiversity
- erosion
- water protection
- animal welfare.

Geographical distribution of the communities within the country

This criterion was added to the list to ensure the representativeness of the case studies at the national level and therefore, their ability to cover the different geographical contexts of each country. This was considered a key component to investigating the potential and need for developing GIs in South Africa and Namibia.

2.2.2 The selection meeting and design of the grid

The selection process took place during a selection meeting based on the presentation of the potential cases and the fulfilment of a grid to inform and document the selection criteria for each potential case (see the grid below). The selection of the cases was based on two types of criteria: the first factor of the grid (product specificity) was used as a criterion for exclusion; the others served basically to ensure the widest possible diversity in the exploration of GI potential. This led to the following selected cases:

| Case Study | Major reason for choice |
|---------------------|--------------------------------------|
| Karakul pelt | Complex knowledge and skills |
| Kalahari melon seed | Indigenous and traditional knowledge |
| Nguni hide | Cultural significance |
| Karoo lamb | Reputation |
| Rooibos | 'Emblematic', 'terroir' features |

In addition to these five cases, the Western Cape Department of Agriculture agreed to conduct the Honeybush tea case study.

| Case study | Product specificity ³ | | Reputation | Driving group | Supply chain organisation | Market | Small Scale farmers | IPR | Environmental issues | Observations | GI interest** |
|--|---|--|--|--------------------------|---|--|---------------------------|---|---------------------------------------|--|--|
| | Final product characteristics | Resources and link to place* | | | | | | | | | |
| Kalahari Melon Seed | Centre of origin Community traded | Local know how | yes | CRIAA | Different women groups and organisations | Fair trade, expanding rapidly Local | yes | No | | | |
| Rooibos | | Different <i>terroirs</i> | Wide | SARC EMG | Dominant player in industry | National and export | 2 small scale communities | Trade marks | Biodiversity and sustainability | High growth of market and expansion | Name reservation marketing tool, rural development |
| Nabbas - Kalahari mushrooms (truffles) | 'Mystic plant' Delicacy | | | IPPT and communities | | Local and Germany | | No | | | |
| Honeybush | Very aromatic | Highly localised | SA Herbal tea Confusion Rooibos | SAHTA | SAHTA | National and export Limited size | Community involvement | Trade marks | Sustainable harvesting | High growth Research undergoing | Name reservation, biodiversity conservation |
| Hoodia | | | | Hoodia working group | Not organised | | Communal farms | Patent | | No product | |
| Water blommetjies | Unique Boland | Boland culture | | No representative org. | Direct sell, hawkers No coordination | Local Export | Not much | | | | Marketing tool, quality assurance, coordination |
| Klein Karoo Ostrich | Feather, leather, meat Bumps on skin | No clear link that binds the product to the region either by way of the unique natural environment or local savoir faire | Identity of farmers in Little Karoo Klein Karoo cooperative associated with ostrich | Ostrich Business Chamber | Ostrich Business Chamber Klein Karoo Cooperative (Pty) Ltd | National International | Limited | Blue ostrich trademark: skin, meat Fast food with Karoo name | Succulent Karoo: Biodiversity hotspot | IP route: brand as a key label with a reputation: GI unnecessary competition | |

3. The discussion on this dimension was based on the understanding that GIs are not only built on product specific characteristics but also on the link to the territory, and on the technical aspects and practices embedded within culture (transcription of culture into ways of growing and processing crops or livestock). A combination of specific resources and know-how in a particular environment leads to GIs being geographically bound and non transferable. GIs rely on a shared skills system involving farmers, processors, traders and in some instances inputs suppliers, which contribute to quality.

| | | | | | | | | | | | |
|-------------------------------|---|--|--|-------------------------------------|------------------------------|--|---------------------------------|----------------------|-----------------------------------|--|--|
| Bonsmara Cattle breed | Breed Stringent selection process Land race | | | Bonsmara Cattle Breeder association | ? | National, international | | Brand, logo, Patent | | Breed that is marketed | |
| Namaqua Afrikaner Sheep breed | Indigenous breed Hardiness and fat tails | Genetic resource | | Dept. of Agric. demanding | ? | None | ? | Public registration | | Processing? | Biodiversity Traditional knowledge |
| Gellaper sheep | Non fat tail | | | Project | | | | | | New breed, nuclear flock being established | |
| Nguni and Damara Hides | Skin Hide pattern Adapted to environment | Complex cultural association | African fashion | Dept of Agric. demanding | ? | Low but high price | ? | Studbook registering | | No specific processing | Name reservation |
| Karakul Pelts | Century of use Flat curl Sun dried | Harshness of env.ment Farming practices uniform | Black diamond, Black rose, Desert rose | | Karakul breeder society | Auction Export | Focus of government | Swakhara brand | | | |
| Kalahari Red Goat Breed | Breed Red colour Land race | | | Breed developer and club | | Local National | | Breed registration | | Prod. across country | |
| Karoo Lamb | Taste, flavour | Karoo shrubs: specific flavour | Specific taste perception 'Karoo lamb' country | No representative org° | Just Lamb-Woolworths +?? | National Important demand under this image | Northern Western Cape: coloured | Trademark? | Karoo very sensitive to overstock | Name has a market value | Quality assurance and name reservation, marketing tool |
| Umleqwa chicken | Strong rural indigenous chicken Xhosa meaning | Cultural and traditional ceremonies Eastern Cape | | No representative org° | Iqala Coop and Iqala product | Locally | | No | | | |

2.3 Capacity building workshops

As mentioned, the selection process was followed by a series of capacity building workshops. The purpose of these workshops was to better inform stakeholders in the selected industries of options for protecting their intellectual property rights.

2.3.1 Workshops held for the Rooibos, Honeybush tea and Nguni hide industries

Capacity building workshops were conducted as part of the Rooibos, Honeybush tea and Nguni hide case studies. As far as possible, all stakeholders involved in the supply chain of the chosen products were represented. The participants included producers, processors, traders, representatives of supporting institutions including Government, NGOs etc. Emphasis was placed on the representativeness of the participants. However, it was agreed upon that in cases such as Rooibos where the different stakeholders had a very different level of education and understanding of the issues at hand, the targeted group would be restricted to small-scale farmers.

The methodology for conducting the capacity building workshops was based on the handbook on "Issues and Options for traditional knowledge holders in protecting their intellectual property and maintaining biological diversity" developed by the American Association for the Advancement of Science. This was adapted to the Southern African context and resulted in a facilitator guidebook called "Rights, Resources, Markets and Development – A South African/Namibian farmer's guide to using intellectual property". The latter handbook was disseminated during the capacity building workshops and can be viewed as annexure 2.

The workshops commenced with introductory activities followed by an exercise which established participants' existing knowledge of intellectual property rights. For this exercise, posters of common examples of IP were placed around the room (e.g. Coca-Cola, Nike, South African wine, the cover of the book 'Cry the Beloved Country' and the South African vacuum cleaner Kreepy Krauly). Small groups responded to a series of questions aimed at exploring IP protection such as patents, trademarks, trade secrets, registered designs, geographical indications and copyright.

Following this exercise, participants were asked to explore their own resource and the knowledge associated with its production. In small groups, the participants examined various dimensions of the product and developed a final group consensus on 'what the product is'. Next, participants developed a timeline for the production process. The groups were allocated according to expertise and experience. One group also developed a geographical map detailing the area in which the resource is produced and the geographical features which make this terrain distinct.

Following the timeline and geographical descriptions, stakeholders were identified who then defined their values and goals associated with the resource. Using the IP tools developed for these capacity building workshops, the values and goals of the community were cross-referenced with available IP options in Southern Africa. The group then engaged in a discussion on how the existing IP options could be utilized to promote their values and goals

with regards to their knowledge and resource. Summaries of the information and discussions which emerged during the workshops are provided in annexure 3.

2.3.2 Kalahari melon seed oil stakeholders' meeting and consultation on GIs

In the case of the Kalahari melon seed (KMS) oil, the National Botanical Research Institute and CRIAA SA-DC organised a stakeholders workshop as part of the Indigenous Plant Task Team's (IPPT) KMS oil development project as well as this DURAS project. The workshop was attended by 30 participants representing a cross-section of KMS producers, KMS oil processors, NGO service providers, Namibia National Farmers' Union, IPTT Eco-Regional Satellite Centres, Ministry of Agriculture, Water, Forestry and Agricultural extension services (DEES) and other relevant directorates and ministries (Directorate of Forestry, Ministry of Trade and Industry, Ministry of Environment and Tourism), from the Northern and Central Regions (i.e. Omusati, Oshana, Ohangwena, Oshikoto) as well as from the Kavango and Caprivi regions.

The workshop had three objectives, based on which presentations and discussions were organised:

- To facilitate the meeting of stakeholders in order to examine and better understand the emerging KMS oil industry in Namibia,
- To enhance the understanding among the stakeholders of GIs as a potential marketing tool, and
- To explore the organisational arrangements within the industry, with a view on the possible establishment of an industry forum.

Participants were briefed on and discussed the emerging KMS oil industry and value chain in Namibia and the SADC Region as well as the reputation and quality of the product on which the niche marketing is based. The workshop agreed that KMS represented an interesting opportunity for small-holder farmers to diversify "cash crop" production and marketing, without compromising household food security. Elements of an action plan to promote and increase the supply of KMS, whilst maintaining the quality and reputation of the product, were debated and outlined. Information dissemination was seen as pivotal to the expansion of supply. Stakeholders committed to immediately start implementing the decisions with the help of further facilitative support, despite uncertainties regarding the year's agricultural harvest.

Stakeholders were briefed about GIs as an IP option for enhancing market access and protection. It was explained that GIs have the potential to give a product a unique identity in high-value niche markets based on reputation for quality linked to a specific geographical area of production, historical know-how of producers and a traceable and environmentally friendly fair-trade value chain. GIs can thus be used as a tool to protect the product against unfair competition and usurpation in international markets. However, the participants were also informed about the conditions and requirements for registering and managing a GI in the Namibian legal context. Stakeholders grasped the difficulties and time needed to progress on the GI option but agreed that it was worthwhile pursuing with the support of the Namibian Government. In particular, stakeholders agreed on the need for a KMS

industry forum and a “code of practice” to guide the industry towards the required quality and reputation.

In the end, the role, form of organisation and composition of a representative KMS industry body were constructively debated but not entirely decided upon. The participants agreed that the industry body should comprise representatives from producers and processors, as well as other public and private stakeholders. The workshop concluded that stakeholders should reflect on the discussion and that the matter will be taken further at a follow-up meeting.

References

Barjolle D and Chappuis JM (2000). Transaction costs and artisanal food products. Proceedings of the Annual Conference of ISNIE (International Society for New Institutional Economics), Tuebingen (D) 22-24 September.

Barjolle D, Boisseaux S and Dufour M. (1998). Le lien au terroir. Bilan des travaux de recherché. Institute of Agricultural Economics, Lausanne.

Barjolle D and Sylvander, B (2002). Some factors of success for “origin labelled products” in Agro-food supply chains in Europe: Market, Internal Resources and Institutions. *Économies et Sociétés*, 25(9-10): 1441.

Beletti G (2000). Origin labelled products, reputation and heterogeneity of firms. In: The socio-economics of origin labelled products in agro-food supply chains: spatial, institutional and co-ordination aspects. Eds: Sylvander B, Barjolle D & Arfini F. (2000). Series Actes et Communications, 17. INRA, Paris.

Boccaletti S (1992). Signaling Quality of Food Products with Designation of Origin: Advantages and Limitations.” Mimeo, Istitudodi Economia Agro-alimentare, Universita Cattolica del S. Couroe, Piacenza, Italy.

Canali G (1997). The Evolution of Food Distribution Systems and its Implications on the Marketing of Typical Products. Typical and traditional productions: Rural Effects and Agro-industrial Problems, 52nd EAAE Seminar, 19-21 June, Parma.

Chappuis JM and Sans P. (2000). Actors coordination: Governance structures and institutions in supply chains of protected designation of origin. In: The socio-economics of origin labelled products in agro-food supply chains: spatial, institutional and co-ordination aspects. Eds: Sylvander B, Barjolle D & Arfini F. (2000). Series Actes et Communications, 17(1). INRA, Paris.

Heath C (2002). The protection of geographical indications. Dolphins Project Work paper 6 meeting: Policy evaluation, 16-17th September, Geneva, Switzerland.

Grant C (2005). Geographical Indications and Agricultural Products: Investigating their relevance in a South African context. Masters Thesis, Univeristy of Pretoria.

Raynaud E and Valceschini E (1998). Competition regulation against quality policy: The label rouge in the French poultry industry. In: Typical and Traditional Products: Rural Effect and Agro-industrial Problems. Eds.: Arfini, F and Mora, C. (1998). 52nd EAAE Seminar Proceedings, Parma, June 19-21.

Scheffer S and Sylvander B (1997). The effects of institutional change on qualification processes: a survey at the French Institute for denomination of origin. In: Typical and Traditional Products: Rural Effect and Agro-industrial Problems. Eds.: Arfini, F and Mora, C. (1998). 52nd EAAE Seminar Proceedings, Parma, June 19-21.

Sylvander B and Lassaut B (1994). L'enjeu de la qualite sur les marches des produits agro-alimentaires. In: La qualité des produits agroalimentaires : politique, incitations, gestion et contrôle. Ed: Multon, JL. (1994). Lavoisier, Paris.

3. SYNOPSIS OF THE LEGAL FRAMEWORK PROTECTING GEOGRAPHICAL INDICATIONS IN SOUTHERN AFRICA

3.1 Introduction

The signing of the Trade Related Intellectual Property Rights (TRIPS) Agreement placed GIs in the international arena for the first time. In contrast to Southern European countries, South Africa does not have a long history of GI protection. This section traces the South African legislative response to the obligations created under the TRIPS agreement, providing an exposition of the legislative framework within which GIs are protected in the South African context. It proceeds by way of a two tiered approach, first addressing protection at international level followed by an analysis of protection at national level. It documents the steps taken towards TRIPS compliancy and illustrates the practical implications of the current legal framework by analysing the legal strategies available to the Rooibos industry. It concludes with projections on the future of GI protection in South Africa. The legal synopsis provided in this section forms a necessary backdrop to the further analysis, as it provides the framework within which GIs are facilitated.

Due to historical events, legislative developments in Namibia are to a large extent a duplication of South African laws. The discussion is thus limited to an exposition of the South African situation. The only notable exception being the South African proposed IP Amendment Bill, as discussed in the final section.

3.2 Protection at international level

International protection for GIs consists in principle of four multilateral agreements⁴, each with a varying member base. These international agreements do not have a uniform approach to GI protection as some protect against confusing or misleading use and others have established a system of proprietary rights. Of these agreements, South Africa holds membership to the Paris Convention and the TRIPS agreement, and is thus subject and entitled to the rights and obligations provided there under.

3.2.1 Paris Convention for the Protection of Industrial Property of 1883

The beginning of international protection of GIs dates back to the conclusion of the Paris Convention for the Protection of Industrial Property in 1883 (Paris Convention), which included protection for “indications of source” and “appellations of origin” (Conrad, 1996). However, protection for GIs under the Convention is very limited.

The Convention originally provided a qualified prohibition on false indications of origin only in cases where the false indication of origin was joined with a fictitious trade name or was used with fraudulent intent. This requirement of fraudulent intent was attacked as being too

⁴ Paris Convention for the Protection of Industrial Property of 1883, Madrid Agreement for the Repression of False or Deceptive Indications of Source on Goods of 1891, The Lisbon Agreement for the Protection of Appellations of Origin and their International Registration of 1958 and the TRIPS Agreement of 1994.

narrow and at the 1958 Lisbon Revision Conference it was proposed that section 10 prohibit importation of *“any product which bears directly or indirectly a false or misleading indication of origin...”*. The proposal was rejected due to an objection by South Africa that the term *“misleading”* was vague and uncertain as it would be open to interpretation by national courts (Bendekey & Mead, 1992). However, the prohibition was expanded to the present provisions of section 10 which requires the seizure or prohibition of importation of goods *“in cases of direct or indirect use of a false indication of the source of the goods or the identity of the producer, manufacturer or merchant.”* Fraudulent intent is thus not presently required in terms of section 10. Also, at the 1958 Conference, a new section 10 *bis* was proposed which included a prohibition against *“[I]ndications or allegations, the use of which in the course of trade is liable to mislead the public as to the nature, the origin, the manufacturing process, the characteristics, the suitability for their purpose or the quantity of the goods.”*

The United States vetoed the word *“origin”* and it was accordingly removed. As presently worded, the Paris Convention thus requires each signatory nation to prohibit the importation of goods which bear a false indication of source. The present prohibition in section 10 *bis* of *“liable to mislead”* indications does not apply to misleading GIs. As such, the Convention does not provide protection in cases where the indication is used in translated form or accompanied by terms such as *“kind”*, *“type”*, or when it is deceptive, *i.e.* likely to mislead the consumer (OECD, 2000). The Paris Convention thus only prohibits the importation of goods containing false GIs but is not applicable to indications that are merely misleading (Conrad, 1996). Consequently, the importation of goods marked with a GI that might be liable to mislead without rising to the level of being false, need not be protected by the Paris Convention (Benson, 1978). The decision on whether a representation is false is left to the Member country (OECD, 2000). Sanctions provided for include seizure upon importation, prohibition of importation or seizure within the country (section 9). This seizure is executed at the request of the public prosecutor, or any other competent authority or interested party (WIPO, 2002). Originally signed by eleven countries, the Convention now has 169 Members.

The Agreement does not afford significant protection to GIs. The Uruguay Road of the General Agreement on Tariffs and Trade (GATT) provided an opportunity to include GIs in an international agreement that would guarantee protection to all WTO Member countries. The following section will discuss the most important changes TRIPS brought about in the field of international protection for GIs. The purpose of this section is not to provide a definitive guide to the TRIPS agreement but rather to provide an outline of the extent of South Africa's international obligations with respect to GIs.

3.2.2 Trade Related Aspects of Intellectual Property Rights (“TRIPS”) Agreement of 1994

Part two (section 3) of the TRIPS agreement deals with the provisions relating to GIs.

GIs are defined as:

“ indications that identify a good as originating in the territory of a Member, or a region or locality in that territory, where a given quality, reputation or other characteristics of the good is essentially attributable to its geographical origin”.

By defining GIs, the TRIPS agreement obliges Members to respect and protect names falling within its ambit at national level according to the requirements set out in sections 22, 23 and 24 (OECD, 2000). Table 3.1 provides a layout of these provisions followed by a short discussion on each.

Table 3.1: An outline of the TRIPS provisions relating to GIs

| Field | Section 22 | Section 23 | Section 24 |
|------------------------------|--|---|---|
| Definition of subject matter | Section 22.1: defines the concept “geographical indication” | - | - |
| Basic Protection | Section 22.2-22.4: sets out the general standard of protection that applies to all products. | - | - |
| Additional Protection | - | Section 23: Sets out the additional protection available to GIs indications of wine and spirits products. | - |
| Exceptions | - | - | Section 24.3-24.9: Provides for exceptions to obligations. |
| Further negotiations | - | - | Section 24.1-24.2: Outlines provisions for future negotiations. |

Source: Adapted from Rangnekar (2003).

Section 22

After defining GIs, section 22 continues to state that:

“Members shall provide the legal means for interested parties to prevent (a) [...] the use of any means [...] which misleads the public as to the geographical origin of the good [...] or (b) any use which constitutes an act of unfair competition [...]”.

Section 22 pertains to the general level of protection afforded all agricultural products and goods with section 22(2)(a) aimed at consumer protection and section 22(2)(b) aimed at protecting producers. Two requirements must be met in order to constitute a violation

(Conrad, 1996). Firstly, there needs to be a geographically descriptive indication on a good and secondly, this representation should be false or misleading. This section thus permits use of a GI as long as the true origin of the product is indicated or if used in conjunction with words such as “type” and “like.” The only requirement is that such use must not be “misleading” and should not constitute an “act of unfair competition” (Conrad, 1996). Under this section, whether a name is misleading or not is judged according to the perception of the general public in the country where protection is sought (Conrad, 1996). This means that if the public in the country where protection is sought regards a GI as generic (i.e. indicative of a product not a place) there can be no question of misconception. Use of such indication would thus not be considered misleading under section 22 and would consequently not be prohibited. As long as public perception of a name is determinative for protection, foreign products are likely to be protected to a lesser degree than domestic products. In this respect, protection follows the system introduced by the Madrid Agreement.

Section 22(2) is supplemented by section 22(3) and 22(4). Section 22(3) makes provision for the refusal or invalidation of trademarks which contain or consist of a GI if the use of the GI in the trademark misleads the public as to the true place of origin of the product. Section 22(4) stipulates that the protection under Section 22(1) to 22(3) must also be made available in respect of the use of deceptive GIs i.e. GIs that are literally true, although they falsely represent to the public that the goods on which they are used originate in a different territory (WIPO, 2002).

Section 23

Section 23 provides additional protection for GIs of wine and spirits in cases where they are used to identify wine and spirits not originating in the place indicated by the GI. This hierarchical nature of protection is the most distinctive feature of the TRIPS provisions relating to GIs.

Section 23 stipulates that:

“Each Member shall provide the legal means for interested parties to prevent use of a geographical indication identifying wines for wines not originating in the place indicated by the geographical indication in question [...] even where the true origin of the goods is indicated or the geographical indication is used in translation or accompanied by expressions such as ‘kind’, ‘type’, ‘style’, ‘imitation’ or the like”.

The protection afforded under section 23 is thus independent from any requirement of deception or unfair competition and more comprehensive than under section 22, as use of a geographical indication for wine or spirits is prohibited regardless of whether the true origin is indicated or whether it is used in conjunction with words such as “kind” and “type” (Rangnekar, 2003). It seems that this section’s *raison d’être* lies in the prevention of the degeneration of GIs into generic terms. Although section 23 cannot claim back terms that have already become generic, it seems to implement a fairly effective method for preventing further GIs from becoming generic terms (Conrad, 1996).

In addition, section 23(2) provides for the refusal or invalidation of trademarks that contain or consist of GIs for wine and spirits on wine and spirits products not originating from the indicated origin (WIPO, 2002). Other than under section 22, this protection is available regardless of whether the public is misled. Both section 22 and 23 should be read together with the exceptions provided for in section 24.

Section 24

Section 24 contains a number of exceptions to the obligations under section 22 and 23 which can be broadly divided into three categories, namely continued and similar use of GIs for wine and spirits, prior good faith trademark rights and generic designations (WIPO, 2002). The provisions of Section 24 were largely the result of a failure to reach agreement on the means by which and the level of protection of GIs. As a result, a built-in-agenda for future negotiations were agreed upon. The first provision for further negotiations can be found under section 23(4) in terms of which Members have to agree to engage in negotiations to establish an international register for notification and registration for GIs for wines and spirits (Rangnekar, 2003). Importantly, the obligation created is for negotiations and not to establish a system of notification and registration. In this regard, the European Union has tabled a proposal based on a register for GIs administered by the WTO Secretariat. The United States responded to the European Union's proposal with a proposal founded on the law of trademarks, the United States' system of protection. These divergent proposals have led to a debate at international law on whether geographical indications should be protected under a *sui generis* system or whether they are sufficiently protected under trade mark laws. The second provision related to future negotiations is section 24(1) which obliges Members to enter into negotiations aimed at increasing the protection of GIs under section 23.

In conclusion, TRIPS's contribution to the international protection of GIs can be summarized as follows (adapted from Conrad, 1996):

- The provisions relating to enforcement promise that protection will be more effective than under any of the previous agreements;
- Although border measures are familiar from the Paris Convention, Madrid Agreement and Lisbon Agreement, the inclusion of substantive measures and the opportunity for each Member to police other Member's national laws to the extent provided by TRIPS is completely new;
- The number of Member States is far greater than that of any previous agreement on the protection of GIs.

3.2.3 EU Regulation No. 510/2006

The European Union adopted EU Regulation No. 2081/92 in 1992 to protect GIs and designations of origin for agricultural products and foodstuffs. The Regulation effectively created a *sui generis* system of protection for GIs. Of importance in the South African context, the Regulation provided that GIs for products originating in a territory outside the European Union may only be registered, and thus protected, if the government in whose

territory the GI is located adopts a system for GI protection that is equivalent to the European Union's system and provides reciprocal protection to GIs from the EU. The Regulation required that the foreign GI's government accepts an application for protection under the Regulation, examine it for consistency with the EU's regulations and then forward the application to the EU, either arguing for or against its acceptance. The Regulation furthermore, required the foreign GI's government to provide and monitor the necessary inspection structures used to ensure the product meets the European regulatory standards.

As a result of the Regulation, foreign GIs could only be registered in the European Union, if the government in whose territory the GI is located adopted an equivalent system of protection for GIs. This meant that foreign GIs whose governments do not provide a system of equivalent protection were worse off than European GIs whose governments, in terms of EU Regulations, were forced to implement such a system. Based on the equivalence and reciprocity provisions of EC Regulation 2081/92, the United States claimed that the Regulation resulted in foreign GI products not having the same access to the protection and benefits of EC Regulation 2081/92, and that the Regulation therefore contravened the National Treatment principle under International Law.

The WTO Panel held that the conditions for registration under EC Regulation 2081/92 constituted "less favourable treatment" of foreign GI products in that it discriminates against foreign products and is therefore, in violation of the National Treatment principle. It noted that the European Union never proved that cooperation by governments is necessary to ensure that the GI meets the requirements. It further found that EU could not explain why the applicant, who is most knowledgeable about the particular GI, could not provide the evidence required to meet European Union standards. The Panel furthermore found that the requirement for government monitored inspection structures discriminated against foreign nationals, as there is no obligation on foreign governments to establish, approve and monitor inspection structures for GIs.

In view of these findings, the Panel recommended that the EU amend EC Regulation 2081/92 to bring it in line with the EU's obligations under GATT and TRIPS. It specifically recommended that the EU amend its provisions relating to the registration of foreign GIs.

In response to the WTO Panel Ruling, the Agricultural Council of the European Community adopted EC Regulation 510/2006 on the Protection of Geographical Indications and Designations of Origin for Agricultural Products and Foodstuffs. The new regulation replaced EC Regulation 2081/92 and came into operation on 31 March 2006.

In terms of the new regulation, the protection available for EU GIs is extended to foreign GIs, irrespective of whether the foreign government affords an equivalent and reciprocal level of protection to EU GIs. Foreign GI producers may now furthermore apply directly to the Commission, rather than having to go via its own national government. The provision requiring public certification bodies has been amended to allow for private certification bodies, provided they are accredited by 1 May 2010 in accordance with the EU's requirements for product certification systems. The proviso to qualifying for this protection is, however, that the foreign GI still first needs to be protected domestically. South African GIs would thus, in order to be recognised as a GI under EU Regulation 510/2006, first need

to be protected under South African national laws. Importantly, however, as an equivalent and reciprocal level of protection is no longer required it may now be sufficient if the foreign GI is protected domestically under trade mark law and not necessarily under an equivalent GI registration system.

3.3 Protection at national level

Despite growing importance at international level, the term GI has not *per se* been introduced into South African legislation and protection is provided only by means of piecemeal laws of general application, under both common and statutory law.

3.3.1 Common law measures for protecting GIs in South Africa

Unlawful competition

The delict unlawful competition in South African law is derived from the provisions of the *lex Aquilia*. In seeking protection for a GI under the action unlawful competition, the plaintiff will have to establish that there was an unlawful act and that such act was attributable to the fault of the wrongdoer (Van Heerden & Neethling, 1995). Such conduct must result in or constitute a false representation which causes, or which is likely to cause confusion or deception of a substantial number of consumers. In addition, this false representation must result in financial loss to the plaintiff. A serious shortcoming of this action is, however, that in order for someone to have *locus standi in iudicio* in an action for unlawful competition he/she has to trade or have business activity in South Africa since someone who does not is not considered a competitor. This severely limits the scope of the protection.

Passing off

The action of passing off in the South African law can be defined as (*Capital Estate and General Agencies (Pty) Ltd and Other v Holiday Inns Inc and Others*, 1977):

“The wrong known as passing off consists in a representation by one person that his business (or merchandise, as the case may be) is that of another, or that it is associated with that of another and in order to determine whether a representation amounts to a passing off, one enquires whether there is a reasonable likelihood that members of the public may be confused into believing that the business of one is, or is connected with, that of another.”

The right infringed by unlawful competition is the right to attract custom which can involve the right to an existing goodwill (Webster and Page, 1986). The wrong of passing off is a species of unlawful competition which specifically involves infringement of another’s rights in an existing goodwill (*Draper v Trist & Tribestos Brake Lining Ltd*, 1939). Passing off thus protects a right in the reputation or goodwill of a name, mark or symbol. Goodwill as the subject of a proprietary right is incapable of subsisting by itself. It has no independent existence apart from the business to which it is attached (Webster and Page, 1986). This raises the issue that protection is only afforded under an action for passing off whilst business is conducted. In the case of *Kean v McGivan* (1982) it was said of passing off that:

“The property which is said to be injured in that situation is not the name or description of the goods but the right to the goodwill of the business which results from the particular commercial activity. Therefore the courts do not in the general interfere to protect a non trader. I hasten to add that of course the word “trade” is widely interpreted to include persons engaged in a professional, artistic or literary occupation.”

It is thus clear that passing off provides no recourse to persons not engaged in a business. In addition, it is necessary in order to establish the existence of goodwill, to show that it is associated in the minds of the public with the business in question (Webster and Page, 1986). This reputation must extend to a substantial number of members of the public (*John Craig (Pty) Ltd v Dupa Clothing Industries (Pty) Ltd*, 1977). The extent of the reputation is limited geographically to the territory in which it is known as indicative of the goods, services or business in question (*Greaterman’s stores Ltd v Marks & Spencer (SR) Ltd*, 1963).

3.3.2 Protection under statutory law

There are no statutory provisions which expressly protect the unauthorized use or registration of GIs.

Trade Practices Act of 1976

The Trade Practices Act stipulates that (Section 9.b):

“[N]o person shall in connection with the sale of goods, directly or indirectly make any statement or communication or give any misleading description or indication in material respects in respect of the nature, properties, advantages or uses of such goods...”

The purpose of the Act was to protect members of the public from being misled. In addition, the Act serves to protect traders or producers of goods from actions of competitors who might mislead consumers into rather purchasing their goods. This section thus gives *locus standi* to traders and producers of goods against an offending competitor. In the case of *Long John International Ltd* (1990) the Court applied Section 9(b) of the Trade Practices Act to a case where the defendant was producing, distributing and selling “Ben Nevis Scotch Whisky Liqueur”. The applicant was seeking an interdict on the ground that the respondent was falsely representing to the public that “Ben Nevis” was a Scotch whisky. It was argued that such a misrepresentation arose out of all the surrounding circumstances which bore upon the interpretation of the label and get-up. It was held that as a result of the nature and get-up of the product, the product had been misrepresented as a Scotch whisky as a result of which a substantial number of members of the public could be confused into thinking it was a Scotch whisky. The respondents were consequently found guilty of contravening section 9(b) of the Trade Practices Act. This Act therefore provides some form of protection to GIs in that no person is allowed to make false representations as to the properties or nature of a good. As a result the legitimate users of a GI could institute action under this Act if, for

example, someone represents his product as having characteristics similar to a well known GI.

Liquor Products Act 60 of 1989

This Act defines liquor products (which includes wine and spirits) and sets out the requirements for each liquor product. It continues to state that any person is prohibited from (section 12(1)):

“[U]sing any name, word, expression, reference, particulars or indications in any manner, either by itself or in conjunction with any other verbal, written, printed, illustrated or visual material, in connection with the sale of a liquor product, in a manner which conveys or creates, or is likely to create, a false or misleading impression as to the nature, substance, quality, composition or other properties, or the class, cultivar, origin, age, identity, or manner or place of production of that liquor product.”

The Wine of Origin Scheme has been created under the Liquor Products Act. This scheme is administered by the Wine and Spirits Board and defines and demarcates areas of production (regions, districts, wards and estates). It further specifies permissible indications which may or may not appear on labeling. Since it has final approval of all wine labels, it can in this manner prohibit any reference to GIs which appear on such labels and which are either not accurate or which have not been approved by the Wine and Spirits Board as formed under this Act or which do not comply with TRIPS.

Merchandise Marks Act 17 of 1941

The Merchandise Marks Act prohibits the application of false trade descriptions to goods and the sale of goods bearing false trade descriptions. It provides that any person who applies any false trade description to goods shall be guilty of an offence (Section 6(1)). It also stipulates that a person who sells any goods bearing a false trade description shall be guilty of an offence (Section 7). “Trade description” and “false trade description” are defined as follow (section 1):

“Trade description means any description, statement or other indication, direct or indirect, as to the number, quality, measure, gauge or weight of any goods, or as to the name of the manufacturer or producer or as to the place or country in which any goods were made or produced, or as to the mode of manufacturing or producing any goods or as to the material of which any goods consists or as to any goods being the subject of an existing patent, privilege or copyright and includes any figure, word or mark which, according the custom of the trade, is commonly taken to be an indication of any of the aforementioned matters.”

“False trade description means any trade description, whether or not it consists of or includes a trade mark or part of a trademark which is false in a material respect as regards the goods to which it is applied and includes every alteration of a trade

description, whether by way of addition, effacement or otherwise, if that alteration makes the description false in a material respect.”

Trade descriptions therefore include indications as to the place or country in which goods were made or produced and could thus provide possible recourse for GI infringements.

Agricultural Products Standards Act 119 of 1990

Section 6 of this Act provides that the Minister of Agriculture may, taking into account South Africa's international obligations, prohibit the use of a specified geographical or other name or term in connection with the sale or export of a specified product. Such prohibition applies even where the geographical name is used with an indication of the true origin of the product, or is used in translation, or is used together with words such as “kind”, “type”, “style”, “imitation” or similar words. This provision accords with section 23.1 of TRIPS and should this protection be invoked by the Minister, it would provide for the higher level of protection as envisaged under section 23 of TRIPS.

Trade Marks Act 194 of 1993

The general condition for registrability of a trade mark under the Trade Marks Act is that it should be capable of distinguishing (either inherently or through use) the goods or services in respect of which registration is sought from the goods or services of another person. As such, generic or descriptive terms are incapable of registration in the absence of proof that they have acquired distinctiveness through use (in which case it will no longer be use of the word in its geographical context). The important issue is thus whether the inclusion of the geographical term in a trademark connotes geographical origin in the mind of the consumer, in which case it has to be disclaimed.

Should a GI be irregularly registered as a trade mark, it will be possible for aggrieved parties to object to such registration and institute expungement proceedings on the grounds provided for under section 10. This section of the Act deals with unregistrable marks and specifically states that “[a] sign or an indication which may serve, in trade, to designate the kind, quality, quantity, intended purpose, value and geographical origin of a product” shall not be capable of registration. Furthermore, sections 10(12) and section 10(13) provide respectively that a mark which is “inherently deceptive” and “[...] would be likely to cause deception or confusion” shall be unregistrable. This recourse is likely to prove useful in the South African context where various individual trade marks incorporating GIs have been applied for or registered without disclaimers.

Despite the general prohibition against registration of GIs as individual trade marks, the Act provides for the possibility of protecting these terms as collective or certification trade marks. Section 43 defines collective trade marks as “marks capable of distinguishing in the course of trade, goods and services of persons who are members of any association from goods or services of persons who are not members thereof”. Section 43 (2) specifically states that a “geographical name or other indication of origin” may be registered as a collective mark. This effectively overrides the prohibition in section 10(2)(b) against registration of a geographical name as a trademark. Rules governing the registration of a collective

trademark must specify the person authorized to use the mark, the conditions of membership of the association and, where applicable, the conditions of use of the mark including any sanctions against misuse. Registration as a collective mark takes place in the name of the association as the proprietor of the mark.

Section 42 provides for registration of certification trade marks and states that “*a mark capable of distinguishing, in the course of trade, goods or services certified by any person in respect of [...] geographical origin [...] from goods or services not so certified shall [...] be registrable as a certification trade mark in respect of [...] such goods or services*”. In the case of a certification mark, it is required that the person in whose name the mark is registered does not trade in the goods or services in respect of which the mark is registered. Importantly, the application of certification trade marks for protection of GIs is limited to GIs which do not actually consist of geographical place names, as no exception is created for registration of geographical names (which are by nature descriptive) as is under section 43(2).

3.4 Trips compliancy

As a founding member of the WTO, South Africa must comply with the minimum requirements for the protection and enforcement of intellectual property rights, as provided for in the TRIPS agreement. The TRIPS agreement does not provide a specific system of protection and merely requires that members provide the “legal means” to prevent the misleading or unfair use of a GI. As such, Members are required to adopt national legislation and regulations in order to implement the rules laid down as minimum standards in the TRIPS provisions.

The question arises as to what “legal means” WTO members have to put in place for the protection of GIs domestically. Different countries have adopted different approaches. Of these, the main methods of protection include: (a) consumer protection and unfair competition laws, (b) trade mark registration systems, (c) administrative schemes of protection and (d) *sui generis* protection for GIs. As mentioned, there is no specific law or register protecting GIs. Instead, South Africa’s compliancy is based on a combination of consumer protection and unfair competition laws, its trade marks registration system and an administrative scheme for the protection of its GIs for wine.

Under South African trade mark law, registered trade marks (including registered certification and collective trade marks) are protected against use of identical or confusingly similar marks in respect of the goods for which they are registered, or goods which are so similar that use of an identical or confusingly similar mark could lead to deception or confusion (sections 34(1)(a) and (b)). In addition, well known registered trade marks are protected against dilution in that no persons may use identical or similar marks in respect of any goods or services, where such use is likely to take unfair advantage of or be detrimental to the distinctive character and reputation of the well known mark (section 34(1)(c)). This dilution provision applies even where there is no deception or confusion. In the event that the GI is a well known mark, it will thus be protected against use on any goods or services, regardless of the absence of deception or confusion, provided unfair advantage is not taken of the GI. Registering a GI as a certification or collective trade mark consequently gives far

reaching protection to the GI in that neither an identical nor a confusingly similar mark may be used in respect of goods identical or similar to the goods for which it is registered. Registered trade marks in South Africa therefore, enjoy wider protection than the minimum standards required for GIs under TRIPS.

The higher level of protection required by TRIPS for GIs for wines and spirits under Section 23 is furthermore, provided by the Liquor Products Act (section 12):

"[U]sing any name, word, expression, reference, particulars or indications in any manner, either by itself or in conjunction with any other verbal, written, printed, illustrated or visual material, in connection with the sale of a liquor product, in a manner which conveys or creates, or is likely to create, a false or misleading impression as to the nature, substance, quality, composition or other properties, or the class, cultivar, origin, age, identity, or manner or place of production of that liquor product."

The "false or misleading" standard means that a geographic indication need not be misleading in order to be prohibited. Even a statement that provides the true origin of the product may be unlawful in terms of this provision.

3.5 The future of GIs protection in South Africa

In a context where GIs are part of a larger trade agenda, it is unlikely that the South African Government will change its position on the protection of GIs under trade mark law. However, as part of the Government's move towards protecting traditional knowledge, an Intellectual Property Laws Amendment Bill has been drafted. It defines GIs for the first time in South African law and specifically provides for the registration of GIs as a certification or collective trade mark. This project has contributed significantly towards creating awareness and educating Government officials on GIs and has thus played an important role in these proposed legislative amendments.

References

Bendekgey L and Mead CH (1992). International Protection of Appellations of Origin and other geographic indications. *The Trademark Reporter*, 82(5):765.

Conrad A (1996). *The protection of geographical indications in the TRIPS agreement*. *The Trademark Reporter*, 86:11.

OECD (2000). *Appellations of origin and geographical indications in OECD Member countries: Economic and legal implications*. Working Party on Agricultural Policies and Markets of the Committee for Agriculture Joint Working Party of the Committee for Agriculture and the Trade Committee. COM/AGR/APM/TD/WP (2000)15/FINAL. Paris.

Van Heerden HJO and Neethling J (1995). *Unlawful competition*. Butterworths, Durban.

Rangnekar D (2003a). *Geographical indications: A review of proposals at the TRIPS council: Extending article 23 to products other than wines and Spirits*. UNCTAD/ICTSD Capacity Building Project on Intellectual Property Rights and Sustainable Development, May.

Webster GC and Page NS (1986). *South African Law of Trade Marks, Unlawful Competition, Company Names and Trading Styles*. Butterworths, Third Edition, Durban.

WIPO (2002). *Geographical indications: Historical background, nature of rights, existing systems for protection and obtaining effective protection in other countries*. Document prepared by the Secretariat of the World Intellectual Property Organization. September, Geneva, Switzerland.

Cases

Capital Estate and General Agencies (Pty) Ltd and Other v Holiday Inns Inc and Others 1977 (2) SA 916 (A) 929 C.

Draper v Trist & Tribestos Brake Lining Ltd 1939 56 (RPC) 442-43.

Greaterman's stores Ltd v Marks & Spencer (SR) Ltd 1963 (2) SA 58 (FC) 69.

John Craig (Pty) Ltd v Dupa Clothing Industries (Pty) Ltd 1977 3 SA 144 (T) 149.

Kean v McGivan 1982 (FSR) 119 120.

SECTION B

CASE STUDY DOCUMENTATION

1. INTRODUCTION

A differentiated approach, tailored to the specificity of each case, was followed in documenting the selected case studies. The selected case studies were extensively developed and all key aspects for properly implementing GI strategies were investigated. This included aspects such as product characteristics and links to the 'terroir', market attractiveness of the product, as well as legal and organizational matters.

The development of each case study departed with close interaction with stakeholders to define their GI related needs as previously mentioned. Thus, besides designing a standardized framework to obtain key information for understanding and comparing the different local experiences, different research processes and methodologies were employed. This was largely driven by the different levels of maturity of the industries with regard to collective organization, quality management and signaling as well as their relative interest in developing a GI. In essence it implied that the research process was tailored to the local and industry realities of each case study as illustrated below.

In the Karoo lamb case for example, it appeared particularly important to first of all understand and scientifically determine the basis of the geographically based reputation of this famous South African product. The question was posed whether the idea that Karoo lamb tastes differently and/or better than lamb produced elsewhere vested in folklore or whether it was true and scientifically verifiable. Furthermore, can it be verified that the particular taste and attributes of the product are uniquely linked to the 'terroir' of the Karoo? An additional difficulty arose in this case as there were no existing collective action initiatives to promote and protect Karoo lamb. Usurpation of the name is furthermore commonplace. Karoo lamb provides a strong case for a GI based on the folklore and existing perceptions but a number of steps need to be taken to establish the potential and need for a GI type IP protection system.

Rooibos provided an even clearer case for GI protection and for that reason the research process was designed to assist the industry in applying for IP protection within South Africa and to ultimately submit a GI application to the EU. It also represents the most advanced South African initiative of IP protection at industry level and is to a certain extent serving as a pilot case to see how GIs could be developed in South Africa. As such it presents a role model for other agricultural industries. The industry is furthermore playing an important role in lobbying Government, in particular the Department of Trade and Industry, for the development of an appropriate institutional framework for protecting GIs in South Africa.

Despite strong potential, the Honeybush case currently lacks industry drive. This is largely due to the fact that the industry is still in its infancy. However, the industry has collectively recognized the importance of quality assurance and has agreed that GIs could be one way of achieving this. Due to the industry's early stage of development, it was agreed that the focus of the Honeybush GI committee should be broader than just GI labelling issues and that it

should include other quality related dimensions associated with the possible standardization of Honeybush quality.

In both the Camdeboo mohair and Karakul pelt cases, the research revealed how the two industries have in a sense been using the GI philosophy to establish IP regimes that operate as certification trade marks. The two cases however differ regarding their existing IP and quality management strategies. In the Karakul pelt case, there is strong public involvement whereas the Camdeboo mohair initiative is privately driven. In both cases our interaction with the industry role players revealed important ideas on how government as well as groups of farmers can utilize IP management tools to increase the value of their product and simultaneously guard against usurpation.

In the Kalahari Melon Seed Oil case a partnership was established with the NGO CRIAA (www.criaasadc.org). It was agreed that, given its depth of knowledge and existing involvement with the industry, CRIAA would drive the particular case study. Given the industry's early stage of commercialization and organization, emphasis was placed on facilitating a strategic planning workshop for the industry during which participants were briefed on IP and GI related matters. The workshop served as the first industry meeting during which stakeholders agreed on pursuing a GI strategy and on follow-up activities related to the formation of a stakeholders' forum in order to establish a structured industry body.

Below are the results of the case study documentation. Some reports have been reproduced extensively. Others have been synthesized for purposes of this publication.

2. KALAHARI MELON SEED OIL

2.1 Product specificity

As explained under part 2 of section A, the primary question that needs to be addressed in establishing the potential of a product to benefit from geographical indication protection is its degree of product specificity. Product specificity refers to the ease with which a product can be defined and thereby differentiated from similar products. What becomes important is to establish the characteristics of the product that differentiate it from a similar product produced in another region and that attribute to the embeddedness of the product in a particular area.

Product description

Kalahari Melon Seed (KMS) oil is the lipid oil from the seeds of the “Kalahari Melon” or “wild watermelon”, indigenous to Namibia and more broadly to the Kalahari basin of Southern Africa (Kalahari Desert and associated Kalahari sandy soil areas). Kalahari Melon, also known as “Tsama” or “Tsamma” is a bitter, small-fruited melon of the Cucurbitaceae family, recognised as the wild progenitor of the cultivated watermelon, *Citrullus lanatus* (Maggs, 1998).

The Kalahari Melon Seed oil is rich in linoleic fatty acid (around 55%-70%) and oleic fatty acid (around 10%-24%), which give the oil excellent nutritional qualities and emollient properties, especially for skin care (softening and healing qualities) (PhytoTrade, 2008).

KMS Oil Technical Specifications:

| | |
|---|--|
| INCI name: | Citrullus lanatus (Kalahari Melon) Seed Oil |
| CAS No: | 90063-94-8 |
| EINECS No: | 290-054-3 |
| Description: | Yellow coloured oil, which is liquid at room temperature |
| Specific gravity: | 0.91-0.92 |
| Iodine value (gI ₂ /100g): | 120-130 |
| Saponification value (mgKOH/g): | 180-200 |
| Acid value (mgKOH/g): | 5 max. |
| Peroxide value (mEqO ₂ /kg): | 15 max. |
| Fatty acid composition: | Range |
| 16:0 palmitic % | 7.0-13.0 |
| 18:0 stearic % | 5.0-11.0 |
| 18:1 oleic % | 10.0-24.0 |
| 18:2 linoleic % | 55.0-70.0 |
| 18:3 α-linoleic % | 0.5 max. |
| Minor components % | 0.1 max. |
| Manufacturing process: | Cold pressed (T<60°C), no solvents or chemicals used. |

The use of the species *Citrullus lanatus* as a source of seed oil is well known and documented in many parts of the world, particularly in West Africa (Nigeria and Mali) and Southern Asia (India, Pakistan, China etc.).

The uniqueness of KMS oil, however, resides in specific features related to its Southern African origin:

- The Kalahari Desert System is the centre of genetic diversity of the species and most probably a major centre of origin for the domesticated watermelon varieties;
- Kalahari Melons have a long history of traditional use as food and source of cosmetic oil in Namibia and adjacent countries within the Kalahari Desert system;
- Wild, semi-domesticated and traditional landraces are still widely used by rural communities in Namibia and Southern Africa; and
- A high-value niche market for “community-traded” KMS oil from Namibia has recently been developed in the international cosmetic industry.

Product Use

Traditional uses of KM and KMS oil across Southern Africa are not well documented probably because of its marginal status in today’s rural livelihoods. Wild KM still retains its use as an emergency source of human food and an animal feed for agricultural and agro-pastoral communities in times of drought, as well as a source of water and food for inhabitants of the Kalahari Desert, notably the San.

However, traditional uses of KM and KMS are better documented in Northern Namibia, particularly in the North Central Regions (NCRs) and in Caprivi, where local landraces are still widely cultivated (or semi-cultivated) in crop fields (Maggs, 1998).

In the NCRs, KMS oil is traditionally used as a skin application/moisturiser and massage oil, to a limited extent for cooking, and medicinally to treat ear ache and for removing foreign bodies from the ears by filling the ear with the oil.

The oil cake which remains after the oil has been extracted is used mainly as an animal feed, but also as a treatment against human malnutrition, sometimes as a sauce with mahangu (pearl millet) porridge and to treat eye conditions through oral consumption (the type of condition is not determined but suggests a vitamin or mineral deficiency) (Carr, 2007).

Human factors

In Northern Namibia, the skills and knowledge of the producers lie in the management of the crop, selection of the watermelons for different purposes, the seed and oil extraction process and oil quality determination. The knowledge pertaining to the crop and the extraction processes is held mainly by the women, who provide much of the labour required for the process. However, this knowledge appears to be widespread rather than being held by only a few in the region. There do not appear to be any secrets or closely held information about the product (Carr, 2007).

It is recognised that watermelons fulfil an important role in the culture as an emergency food resource in times of drought, as for example experienced in 1946 in Northern Namibia (Mallet & Carr, 2008). Despite this, there are no obvious cultural (ceremonies, festivals, beliefs, taboos) or historical (stories, tales) associations with this resource, contrary to some other resources in the NCRs such as Marula (*Sclerocarya birrea*).

Production processes

There is a well defined and uniform approach by producers to the traditional production of watermelon seed oil in the NCRs. Although watermelons grow widely as a “wild” resource in less densely populated areas, the watermelons used for the product are semi-cultivated landraces, mainly by intercropping with pearl millet (Mahangu). The watermelon landraces may be planted with the first Mahangu crop or emerge arbitrarily by themselves in the field from the previous season’s fruits left for the animals. Watermelons depend entirely on rainfall during the summer months for germination and growing, as no irrigation of the fields is undertaken.

There is minimal management of the crop other than to thin the watermelons to reduce competition with other crop plants. In some cases, the fields may be ploughed and manure added before the Mahangu is planted, but this practice is essentially for the Mahangu crop and not for the watermelons. No fertilisers or pesticides are applied to the crop. Selection of the watermelon varieties is apparently not widely done. The different cultivars are identified by the producers in cultivated fields by the size and colour of the fruit and the leaves of the plants. However, the size, colour and shape of the seeds also differ clearly between the traditional cultivars. Typically, the watermelons preferred for oil extraction have smaller, darker fruits and smaller, lighter coloured leaves. Seeds that are preferred for eating are obtained from larger, lighter coloured fruits on plants with larger, darker leaves.

The watermelons are harvested once the leaves begin to turn brown/yellow. There is no indication that there is any knowledge regarding an increase in the oil content of the seeds the longer the watermelons are left in the field after the leaves have died back, before harvesting and oil extraction. The watermelons are harvested by both men and women and stored in a dry, aerated area until after the Mahangu crop has been harvested. Only then are they further processed for seed and oil extraction.

Women extract the seeds by pounding the watermelon fruits with a pestle, before drying the flesh and seeds and pounding more until the seeds are released from the flesh (this pounding does not damage the seeds). Water is added to wash any remaining flesh off the seeds before they are dried and stored in a cool, dry place for re-sowing, selling or oil extraction.

The traditional process of oil extraction is described as slow and time-consuming. The seeds are roasted in a pot on a wood fire and thereafter pounded with the traditional mortar and pestle. The resulting flour is placed in water in a pot and boiled. The “foam/scud” that appears on the water surface is the oil and is skimmed off. The pot may be boiled until the water has almost evaporated and only the seed cake with the oil above it remains. The oil was traditionally stored in calabashes and is now stored in clean, glass bottles in a cool place out of direct sunlight.

The quality of the traditional oil produced is determined by three factors, i.e. colour, smell and taste. The preferred colour is a clear honey-straw, although some cloudiness to the oil will be present, as no filtering is done. A burnt smell indicates that the oil was spoilt in the extraction process, especially if accompanied by a dark colour and burnt taste (Carr, 2007).

Nowadays, the extraction of oil from the seeds for the international market is done by cold-pressing the seeds with a small-scale mechanical expeller, an obvious innovation and departure from the traditional process, resulting in clearer oil, free of residues (enhanced quality for the market). As such, this represents the only significant departure from the traditional production process to date.

2.2 Indication/place name

The wild watermelon progenitor, *C. lanatus*, is distributed widely throughout the greater Kalahari and the centre of origin of the cultivated watermelon is recognised to be the Kalahari Desert. Cluster analysis and comparison of the various morpho types of this species, including wild types, local landraces and commercial cultivars, shows that a vast and clearly defined range of diversity exists in the following forms:

- Wild populations
- Modern cultivars for commercial purposes
- Watermelon, cooking melon and seed melon landraces of the traditional agrosystems in northern Namibia
- Possible introgressed types regarded as agronomic weeds.

Farmers in Northern Namibia traditionally grow a variety of *C. lanatus* that are distinguished by and classified according to fruit morphology, ecological requirements and usage. This crop, adapted to the unpredictable climatic conditions, provides an essential food source (Maggs-Kolling, 2002).

This supports the indigenous classification system used in the northern regions of Namibia, which identifies four distinct types, i.e. oilseed watermelons (typically the Kalahari Melons), seed watermelons (for roasted seeds), sweet watermelons and cooking watermelons. The seeds from all these cultivars can be used to make oil (Mallet & Carr, 2008).

In the NCRs, farmers refer to the different varieties of watermelons which give different types of seeds (generically called *Eenanga* in Oshikwanyama or *Oontanga* in Oshindonga) as follows:

- The typical KMS used for making oil and also cooked as a roasted flour (*Eenanga domukokotwa* or *Oontanga dhomukokotwa*)
- The Eeshu seeds eaten roasted and also used for making oil (*Eenanga dolumbada* or *Oontanga dheeshu*)
- The seeds from the sweet watermelons, often kept for replanting but sometimes used for oil (*Eenanga damanuwa* or *Oontanga dhomanuwa*)
- The seeds from the cooking melons, kept for replanting and sometimes used for oil (*Eenanga domaliwa* or *Oontanga dhomaliwa*).

The indigenous names given to *C. lanatus* are many and vary according to the regions and language groups across the Southern African Region (Sepasal, 2007). Tsama/Tsamma melon appears as a name recognised and shared in the Kalahari area around the borders of Namibia, Botswana and South Africa, but the name is not used elsewhere. In the NCRs, the

generic name for the Kalahari Melon is “Etanga”, in Kavango “Matanga” and in Caprivi “Tunyangombe”.

Reference to the resource as “Kalahari Melon”, “Kalahari Melon Seeds” and “Kalahari Melon Seed Oil” is taking place in Namibia and some parts of the SADC Region with reference to the “modern” oil processing method, the new product and the emerging export market for the oil as an ingredient in cosmetics.

Area of production

The case study area is the four regions of the north central part of Namibia, collectively known as the NCRs. It is administratively clearly defined and relates to the traditional area of the Oshiwambo-speaking population groups. KM occurs widely throughout the NCRs. Efforts are underway in these regions to promote community-based KMS production to meet the international demand for oil.

There are few clear geographical markers designating the boundaries of these regions. To the far west, there is a distinctive change in topography as the Kalahari gives way to the mountainous transition zone to the coast, possibly representing the westernmost limit of where the resource occurs. To the south, the limit of the region can be defined by the Etosha Pan. This is, however, not an extensive or convincing geographical boundary.

Of course, watermelons occur beyond these boundaries in the Kavango, Caprivi, Otjozondjupa and Omaheke regions of Namibia. They also occur beyond the boundaries of Namibia well into other countries within the Kalahari ecosystem where they are used for various purposes. Again, the boundaries of this larger region are defined politically, with few naturally obvious features delineating them.

Geographically distinctive features

The name Kalahari is used in a broad geographical sense to denote a vast arid ecosystem of the Southern African region. It spreads over much of Botswana, Namibia, South-Western Zambia and includes areas of South-Eastern Angola, North-Western South Africa and parts of Zimbabwe. The Kalahari system is typified by sand and loamy soils often overlying calcrete and is characterised in most part by good, rapid drainage and absence of surface water. Its climate is sub-tropical with unpredictable and variable summer rainfall being the norm and the region is prone to regular drought. Rainfall averages vary from 200mm in the Southern Kalahari to over 600mm in the Northern Kalahari.

The general topography of the Kalahari can be described as relatively flat, characterised by low, consolidated sand dunes and shallow, seasonal pans.

There is a general absence of surface water in most areas for most of the year and there are few perennial rivers. Water is mainly obtained from subterranean sources or seasonal rainfall.

Seasonal average temperatures vary greatly, from a low 2-5 degrees Celsius in July to more than 32 degrees Celsius in January, with great variation in daily temperature.

The vegetation of this huge area is predominantly that of the savanna biome and is described as various types of woodlands or bushveld related to the dominant species. The entire NCR falls within this biome. To the west and south (Omusati and Oshana Regions) the vegetation is described as mopane (*Colophospermum mopane*) woodland and shrub woodland, growing in shallower soils. In the Ohangwena Region, to the north east of the NCR, the vegetation is that of tree savanna, more specifically *Baikiara* and *Pterocarpus* woodlands, growing in relatively deep sand. The Oshikoto Region, to the east and south of the NCR, is Kalahari bushveld, dominated by *Acacia*, *Colophospermum* and *Terminalia* species.

2.3 Level of use, marketing and product reputation

The traditionally processed oil is quite different from the “cold-pressed” KMS oil in terms of colour, smell and taste. Due to its method of production, the traditional oil contains water in emulsion and solid particles. This oil is widely sought after in the NCRs and by people originating from these regions, due to its reputation as a quality skin lotion and according to the producers, there is a continuous demand for it. However, its production remains home-based in rural areas and its marketing confined to the local informal trade in relatively low volumes overall. In Caprivi, the traditional production of oil and its local use is reputed to be disappearing quickly, but this remains unconfirmed (no field-work was conducted in these regions by the team).

The “cold-pressed” virgin oil produced with small-scale expeller technology has been marketed in Namibia for over 10 years. Yetu Cosmetics/Oontanga Oil Factory in Ondangwa pioneered the production and trade of different products made from KMS oil, such as pure and scented oil as body lotion and soap. The local market has remained limited, even with the fast growing tourist niche-market, including the airport duty-free shops.

The international market exposure of KMS oil as a cosmetic ingredient began in 2002 when The Body Shop International plc (TBSI) included refined KMS oil as an ingredient in a body butter product and wider range of personal skin care products. Before the launch of these new product lines in 2002, there had been over 5 years of background work in Namibia and UK, which included the registration of The Eudafano Women Co-operative (EWC) as a “Community Trade” supplier of TBSI (backed up by Yetu Cosmetics/Oontanga Oil Factory). The appellation “Kalahari Melon Seed Oil” dates back from this time, with the clear intention to differentiate the Namibian (or Southern African) product in the international market and thus protect local producers against competition from other parts of the world (Du Plessis, 2002).

A second international buyer (Aldivia), a French speciality lipid oil formulator to the cosmetic industry introduced through PhytoTrade Africa, has become particularly interested in KMS oil, especially for the rapidly growing Fair Trade and Organic certified market segments. However, sufficient supply from Southern Africa and Namibia remains an obstacle to commercially developing this product.

From 2001 to 2006 Namibia exported the equivalent of some 300 tonnes of KMS oil to Europe, mainly to the UK and France. The current demand for oil (from 10t to over 30t per annum) is not matched by the supply which is presently limited to the NCRs of Namibia. This is likely to erode the confidence of international buyers (Mallet, 2007).

However, the existing reputation of KMS oil in the international cosmetic industry is strong, not because of intrinsic novel properties but due to its specific features which include:

- The excellent emollient qualities referred to above;
- The low- or no-input agricultural production conditions, virtually “organic” and from an unpolluted and clean environment;
- The present and historical uses of the fruit, seed and oil help in documenting the safety of the product in the local and international market;
- The pure, natural, virgin, cold-pressed characteristics of its production; and
- The community traded aspect of the supply chain, which provides a strong marketing image of a product benefiting poor rural communities and women in particular.

2.4 Description of the current industry framework

Collective structures in support of market access and quality management

With the KMS oil industry being relatively new and still under-developed compared to the market potential of the product, there is no overall representative body of the industry as such in Namibia or in Southern Africa. Such a body would potentially include representatives of organised primary producers of KMS, supply chain marketing intermediaries, KMS oil processors/exporters, local retailers/formulators and the public and private development sector.

In Namibia, KMS is not a “controlled product” under the Namibian Agronomic Industry Act of 2002 and the industry has no obligation to be formalised under the Namibian Agronomic Board. However, the Eudafano Women Co-operative (EWC) has been representing a significant part of the value-chain: rural women producers of KMS, affiliated village-based associations as marketing intermediaries, EWC-owned factory in Ondangwa as KMS oil processor, and EWC as a whole as the registered CT supplier of TBSI and exporter of KMS oil.

The EWC’s constituency is limited to the NCRs of Namibia. It has been procuring KMS for its factory from individual farmers and other organised marketing groups, such as the King Nehale Conservancy in Omuthiya (Oshikoto region). Quantitatively, these have been more significant producers of KMS than the women members of EWC associations. Regional Farmers’ Co-operatives in the NCRs are emerging as organised marketing intermediaries for KMS. The involvement of other primary producers and KMS marketing intermediaries in regions other than the NCRs, is a potential avenue which still needs to be explored.

Besides the EWC factory, another private processor of KMS oil using the same processing technology, Oontanga Oil Producers CC (OOP) is also operating in Ondangwa but without direct export access as a CT supplier of TBSI.

In Namibia, the Indigenous Plant Task Team (IPTT) is a public-private forum and a government mandated national co-ordination body for the promotion of indigenous plants and products. However, its developmental role which includes financing research and development in the natural product sector does not make it a KMS oil industry representative body.

PhytoTrade Africa (PTA), the Southern Africa Natural Products Trade Association, is constituted as a trade association with members across the SADC region from primary producers' organisations, processors, traders, manufacturers and developmental service providers (mostly NGOs). Although KMS is part of the focal species for PTA's work and KMS oil is a priority product, not many members are actively engaged in KMS oil business apart from the Namibian members (EWC, OOP, CRIAA SA-DC and IPTT). However, there are indications of interest and potential production from members in Botswana, South-West Zambia and possibly Zimbabwe.

There are clearly a number of structures in support of KMS oil development and market access in Namibia and for the Southern African region, all of which play (and would play a greater) role in quality management along the KMS oil value-chain. But it is also clear that there is not yet a fully representative body of this emerging industry, which would be recognised in Namibia or in the SADC region.

However, a first Namibian KMS stakeholders' meeting took place recently in North Central Namibia (Mallet & Carr, 2008). Namibian stakeholders agreed on the formation of a representative KMS oil industry body comprising producers and processors, as well as other public and private stakeholders. Although the detailed roles, form of organisation and composition of this KMS industry body were left to be decided upon at a subsequent workshop, the meeting agreed that one common purpose of the industry was to improve and manage the good reputation that Namibian KMS oil has attained in its international niche market.

Farming system

Production of melon seeds is undertaken by a number of small-scale, community-based farmers (usually families) in the NCRs. The farmers are mainly geared towards crop production, such as pearl millet, sorghum, maize, cow-peas for subsistence purposes, with melons intercropped, as a "secondary" crop. There is no "free-hold", "commercial farm" production.

Supply chain: current relationship of farmers with downstream actors (processors, retailers etc.)

Less than 500 female members of EWC associations (out of a total of around 5 000 female members) are regularly selling KMS to the EWC factory. As indicated earlier, not all farmers producing KMS are affiliated to EWC. OOP as a private profit-making enterprise has no affiliated or registered primary producers. Even so, it has some preferential buying arrangements in some of the production areas. OOP currently produces small volumes of KMS oil for their own product and supplies other local companies such as Africa Life Style

with oil. Conservancies, such as the KNC, are another form of organisation in the rural areas and are potentially organised producers of KMS. Conservancies are not precluded from supplying to other producing bodies such as EWC.

The relationship between the EWC factory and farmers producing and marketing KMS revolves around a pre-agreed price structure, which guarantees a fixed remuneration to producers and allows for a margin to be paid to organised producers' marketing groups for bulking KMS at assembly centres and covering the costs of transport delivery to Ondangwa. In addition, basic visual quality control is performed at the EWC factory upon delivery and marketing groups are expected to hand-over KMS intake and delivery records listing individual farmers, quantities supplied and bag numbers to ensure traceability of the raw materials and a minimum level of transparency in the financial transactions.

Ownership structures surrounding the indication and existing attempts to register ownership

There is no registered ownership over the product. Currently the oil is sold under the name (appellation) "Kalahari Melon Seed Oil" so as to create a local and regional identity for the product, based on the Kalahari ecosystem and genetic variety, to differentiate and protect the product in the international market. Oontanga Oil Producers CC, one of the oil processors in the NCRs, is a registered trade name.

External support

CRIAA SA-DC has been supporting EWC, including its KMS oil business and has been a service provider to the IPTT in the development of the emerging international supply opportunity, in organising the producers into a supply chain and creating linkage to the external buyer(s). Other actors such as IPTT and PTA were mentioned above in more detail.

The IPTT is supporting a Kalahari Melon Seed Oil Development project (supply chain scaling-up for 2008/09) and a KMS breeding project (since 2006), which is aimed at selecting improved lines of KM for oilseed production (improved agronomic traits, higher seed yield per fruit, higher oil content, appropriate fatty acid composition).

Through PhytoTrade Africa's partnership with commercial companies in the international cosmetic industry, international registration and technical specifications for the KMS oil have been achieved.

In Namibia, government Ministries include the MAWF, MET/ICEMA, MTI, and NGOs include the Rössing Foundation for pilot organic certification and support to the KNC, the NNFU, and for the Caprivi Region the IRDNC and WWF/CEDP project.

2.5 Link between GI protection and biodiversity conservation

Biodiversity relates to the wild resource and the traditional landraces. There is, in Namibia, an existing gene pool with a high degree of diversity. The developing KMS industry will have to consider the landraces and selective breeding process to improve lines based on this diversity. The KMS industry is not based on promoting production as a “mono-cash crop”, but maintains its intercropping status.

Currently the resource is semi-cultivated or cultivated. The challenge is, therefore, to domesticate the wild watermelon, if feasible. If commercialisation is successful there could be a push for domestication. There is already a breeding programme underway to promote the positive agronomic features of the resource, such as higher oil yields/content of the seeds.

By defining the resource within a geographical area, the integrity of the resource in terms of its genetic variability would be enhanced. This is an important consideration for genetic diversity conservation of the existing and productive landraces as well as the wild resource.

Any development raising the profile of watermelons and the economics of the industry, while promoting the protection of biodiversity is worthwhile pursuing. With no commercial benefits, it is questionable whether the public sector would invest time and effort in the resource. In this regard, GIs would contribute to the justification for research and protection in line with the government’s national agricultural diversification and poverty alleviation development policies.

Through the establishment of an association or controlling body for the industry, as required for a GI, there is some scope for regulating the use of the resource to ensure sustainability, traceability and monitoring. Hence, some protection and management of the resource is possible, thereby contributing to biodiversity conservation.

2.6 What is at stake and which strategies have been developed?

The challenges/problems facing the emerging industry

The emerging KMS industry is market driven and currently enjoys a high demand for the product. The need to expand production to meet demand is a major challenge to the emerging KMS oil industry. The KMS supply chain and supply network remains under development, with low volumes of KMS oil processed compared to the actual demand on the international market. The challenge is the real need to rapidly increase production to meet demand for the product on a regular basis. By not meeting demand there is a danger that the market may begin sourcing an alternative or drop KMS oil as a cosmetic ingredient. Watermelons used for oil are produced in large quantities in other parts of South East Asia and West Africa. This trade is not subject to any fair trade registration and represents a potential threat to the KMS producers. A further threat is the large scale commercial production of *C. lanatus* in, for example, South Africa. In this regard, it is more desirable for community-based producers to cooperate than compete within the SADC region, by finding ways to harmonise across the region on production, quality and price.

The NCRs producers are the only significant suppliers of KMS oil in the SADC region. There are efforts through PhytoTrade Africa to expand volumes of supply by organising community-based producers in other SADC countries, most notably Botswana. At the same time, there is potential to expand production in Namibia to the Kavango and Caprivi regions, and to a lesser extent, the Otjozondjupa and Omaheke regions, where traditional use of the resource occurs.

The associated problem is the need to defend a high price for the products to sustain the development of the nascent industry before economies of scale (supply chain and processing) can be envisaged and a more competitive position can be attained in the market. The industry is developing strategies to promote the reputation and protect the price of its product in the market by registering KMS with the Fair Trade Organisation,, investigating the option of organic certification and emphasising the ecologically friendly aspects of production.

There is, furthermore, a need to maintain product quality through the implementation of standards in order to preserve the reputation of the product. It is also necessary to ensure the preservation of the resource's genetic diversity. The product already has a reputation for its quality as a cosmetic ingredient. There is a potential threat to diversity from wild harvesting as the industry grows to meet the demand. The promotion of KMS and traditional farming systems support genetic diversity and the important landraces.

Defining the geographical scope of any GI/Appellation for KMS oil remains an unresolved challenge. The appellation "Kalahari Melon Seed" has been adopted by the original stakeholders in the emerging industry as an identity for the product in the market and reflects the occurrence of *C. lanatus* throughout the Kalahari, with its associated and traditional uses and practices.

The NCRs of Namibia have the only organised community-based producers within the SADC region currently supplying international buyers with KMS oil. A restrictive approach limited to the geographical area of the NCRs and possibly adopting an appellation such as Etanga/Oontanga would not be able to resolve the supply constraints. A national Namibian approach could increase supply volumes but has no specific unifying name.

A broader regional (SADC) approach, for which the "Kalahari" appellation would be appropriate, has no other obvious name other than "Kalahari" for a regional resource. This would leave the option open for national names such as Namibian Kalahari Melon Seed Oil, allowing for development of the industry on a national level, while not precluding other SADC countries from sharing the identity of the resource as their industries emerge. It is too early to draw conclusions on this as further consultation with stakeholders is required.

Potential for establishing a GI

In conjunction with other development efforts, a GI approach would provide a valuable contribution in addressing the following problems and challenges:

- The protection of KMS oil against competition from the same oil produced cheaper in other parts of the world, which would not have the same ethical trade credentials.
- The protection against the potential threat of more competitively priced watermelon seed oil from large-scale “commercial farms” within Southern Africa, if ever technically feasible and economically viable.
- The definition and management of “quality standards” for the seeds and oils, not only in terms of technical quality but also in terms of traceability, ethical and eco-friendly trade.
- The organisation of producers and the harmonisation of prices across various rural community-based production areas within Namibia and within the Southern African region.
- The protection of genetic diversity including the wild resource and better protection for the semi-cultivated forms (landraces) to prevent the loss of these cultivated forms.

Prospects

The prospects of a successful industry for KMS oil are positive, subject to the resolution of the challenges and problems. It can be assumed that the industry will continue to grow and develop. It is clear from the consultations with stakeholders that the industry is, however, too new and stakeholders lack the wider picture to fully grasp these challenges. The establishment of a Producers’ Forum at national level may contribute to increased capacity among stakeholders and the development of the industry both in Namibia and within the region as a whole.

2.7 Interesting perspectives from the case study

In this case, it is not the traditional oil but rather the cold-pressed oil from the same production line which has significant market potential. This presents a break from traditional oil production technology. Currently, KMS oil is an “intermediate” product, used in the production of the final product. The long term vision is to develop the local cosmetic industry.

Regarding the geographical delimitation, it is of interest to think of how to articulate a national strategy in a regional set-up and how to integrate other producing regions, both nationally and regionally.

The KMS oil industry is an emerging industry. There is as yet no established, broad organisational set-up beyond the EWC. The question remains how this capacity can be developed. The industry is currently not well enough structured to take on all that is needed to define what goes into an application for a GI and to defend it.

GI is an interesting tool for the protection and promotion of the product’s identity relating to ethical trade and product reputation for the KMS industry. There are not really any trade

secrets or recipes that need protection. The question remains whether a GI is appropriate for the KMS industry, or whether promoting the industry through a distinctive labelling strategy in terms of its eco-friendly and ethical trade characteristics would be sufficient. There may even be scope for a number of combined strategies, all aimed at promoting the product's identity.

Any potential GIs may further be linked to biodiversity protection, as the KMS oil production is based on the existence of landraces in the NCRs.

2.8 Potential benefits from GI protection

The KMS industry is a dynamic industry. If a GI approach is to be feasible and desirable it would have to consider trends in the industry towards greater cultivation, selection of landraces, expanding market strategy and evolution for low production technologies. A GI would furthermore need to consider the way the oil is produced and how it is traded.

2.9 Appropriate tool for rural development in Southern Africa

The Namibian strategy in developing new market opportunities is to focus on high-value niche markets. Tools such as GIs, as well as ethical and fair trade credentials, contribute to the value of production downstream, enabling Namibian producers to compete in the market.

The establishment of rural grassroots organisations are necessary to support this process, i.e. the supply chain of small producers who are producing small volumes. GIs support the establishment of producer associations and representative organisations as part of establishing the claim and supporting the GI status.

There are few "endemic" products, within clearly definable, distinct boundaries of a single area, region or country. GIs could be useful when there is a clearly defined product already in existence and the resource and production areas are clearly demarcated geographically or culturally.

Most community-based products are not the finally marketed products but represent a stage along the production process. It represents mostly raw materials or semi-processed final products to be refined and developed elsewhere. There is an emphasis on developing capacity to add more value within the country or region, at which point GIs could contribute to product protection.

References

- Amutse F and Mallet M (2001) "EWC/Kalahari Melon Seeds of Namibia: Production and Quality Control Stages", CRIAA SA-DC, Windhoek, 28/06/2001
- Braun B (2008, 2007, 2006) "Improvement of Seed Oil Characteristics in Selected Namibian *Citrullus lanatus* Lines to Support Increased Production of Kalahari Melon Seed Oil" Progress reports to NBRI & IPTT, Farm Jena
- Carr S (2007) "Preliminary Information Dissemination to Kalahari Melon Seed Stakeholders in the North Central Regions of Namibia" Field trip Report, 4-10 March 2007, Project DURAS, CRIAA SA-DC, Windhoek
- Den Adel S (2006). "Quantitative Analysis of the KMS Export for the 2004/2005 Season", internal report, CRIAA SA-DC, Windhoek, January
- Du Plessis P (2002). "Special Report on Kalahari Melon Seed Export (Appendix 3)", in Promoting Indigenous Fruit in Namibia, Phase-1 final report to IFTT/MAWRD, CRIAA SA-DC, Windhoek, Oct. 2002
- Gallardo J (2006). "Eudafano Women Co-operative (Ondangwa): Production Results of the Factory (from July 2005 to February 2006)", CRIAA SA-DC, Windhoek, June
- Gamond R (2002). "Seed extraction from *Citrullus lanatus*", R&D trials report, CRIAA SA-DC, Windhoek, Aug. 2002
- Gamond R (2005). "Testing and adapting the South African Expeller (Rutec/Destek Design) for melon seed oil extraction by EWC: Technical report", CRIAA SA-DC, Windhoek, July 2005 - "Guidelines for the operation and routine maintenance of the Tinytech expeller (KMS Processing)", CRIAA SA-DC, Windhoek, 16/11/2005 - "Brief report on Tinytech expeller installation and other work done at EWC Factory, 8-11 Nov. 2005", CRIAA SA-DC, Windhoek, 15/11/2005
- Kolberg H (2004). "Screening of *Citrullus lanatus* Germplasm to Identify the Best Line for the Production of Melon Seed Oil", research project report, National Plant Genetic Resources Centre, NBRI, Windhoek
- Maggs GL (1998). "Genetic Resources and Agricultural Potential of Indigenous Cucurbitaceae in Namibia", PhD thesis, Department of Agricultural Science, The Royal Veterinary and Agricultural University, Denmark
- Maggs GL (1999). "Namibia - a Watermelon Wonderland", Spotlight on Agriculture No 16, MAWRD, Windhoek, Jan. 1999

Maggs-Kölling GL, Madsen S and Christiansen JL (2000). "A phenetic analysis of morphological variation in *Citrullus lanatus* in Namibia", Genetic Resources and Crop Evolution 47: 385-393, Netherlands

Maggs-Kölling GL and Christiansen JL (2003). "Variability of Namibian landraces of watermelon (*Citrullus lanatus*)", Euphytica 132: 251-258, Netherlands

Mallet M (2007). "Kalahari Melon Seed Development Proposal" final report to IPTT, CRIAA SA-DC, Windhoek, Jun. 2007

Mallet M and Carr S (2008). "Proceedings of the Workshop No 1 (Project DURAS): Industry Stakeholders' Meeting & Consultation on Geographical Indication, held at Ongwediva ELCIN Centre, 26-27 March 2008", CRIAA SA-DC & NBRI, Windhoek, April 2008

NNFU (2007). "Marketing Mahangu, Maize and Melon Seed by Small Scale Farmers in Six Northern Regions", project proposal Apr. 2007 – Mar. 2010 submitted to the Namibian Agronomic Board, Oshakati, Nov. 2007

PhytoTrade Africa (2008). "Kalahari Melon Oil"
<http://www.phytotradeafrica.com/products/kalaharimelonoil.htm>

PhytoTrade Africa (2007). "Kalahari Melon Literature List", website folder, London

Schall F (2003). "Wild Melon in North Central Namibia: Cultivation, Processing, Traditions, Markets", draft report, CRIAA SA-DC, Windhoek, Nov. 2003

SEPASAL (2007). "*Citrullus lanatus*", www.kew.org/sepasalweb/sepawb, Royal Botanic Gardens, Kew, UK

3. ROOIBOS CASE STUDY⁵

3.1 Background

Rooibos in the USA: South Africa's awakening to the dangers of unprotected intellectual property

Around the turn of the century a legal dispute which became known as the “Rooibos case” captured headlines in South Africa. The origins of the dispute date back to 1994 when Forever Young, a South African Company specialising in pharmaceutical and skin care products, registered the mark Rooibos in the United States in relation to, among other things, herbal teas. This in effect gave Forever Young the exclusive right to market products labelled under the name Rooibos in the United States. The rights to the mark were subsequently assigned to a United States citizen, Virginia Burke-Watkins, principle owner of Burke International for \$10 (Cape Argus, 2005). Significantly, Burke International only used Rooibos as an ingredient in their skin care products with the result that their imports of Rooibos amounted to less than 1 ton per year, effectively closing the United States market for the South African Rooibos industry.

Rooibos Ltd, the largest Rooibos processor in South Africa and the beneficiary of most of the assets from the former Rooibos Tea Board, instituted expropriation procedures soon after the US registration of the name Rooibos by Forever Young (USPTO, 2004). It claimed that the mark should be expropriated on the basis that it is generic and, therefore, non-distinctive. However, the situation was only exposed in the South African media when the Wupperthal cooperative (representing the resource poor farmers in Wupperthal) ran into legal problems while exporting their product to the United States.

A number of coffee houses in the US joined the litigation process and after years of expensive litigation, the case was eventually settled out of court following a ruling in February 2005 by a district court in Missouri in favour of the United States based company, Republic of Tea. With mounting legal costs and several additional law-suites pending, Burke-Watkins agreed to voluntarily surrender her rights to the trademark. In June 2005 the trade mark was struck from the US trade mark registry based on the fact that the name Rooibos is a generic term commonly used to refer to the herbal tea derived from the *Asphalathus linearis* plant (Tralac, 2007) and therefore deemed descriptive. In terms of trade mark laws, a trade mark should be distinctive and not descriptive, thereby providing a ground for expropriation of generic terms. Although the industry succeeded in claiming back the right to use the name Rooibos, the cost of the dispute amounted to nearly \$1 million in legal fees. The industry's experience and near loss of the right to use the name Rooibos highlighted the need for local industries to be proactive in protecting their intellectual property rights.

⁵ Estelle Biénabe and Dirk Troskie

The Rooibos industry's experience in the US led to some realisations in South Africa. These include:

- a) We should not only be afraid of other countries trying to protect their own, but we also have a heritage that is at risk,
- b) The significant cost implication of international court proceedings for a small industry,
- c) Who should protect our heritage? Is that the function of government or of the (private) role-players in the industries? This is especially a problem for the smaller industries without a substantial economic base, multiplied by the number of countries where protection is sought,
- d) It is necessary to embark on a serious quest in search of solutions,
- e) Even South Africans cannot be trusted, but may for financial or other personal reasons exploit our collective heritage if it is not protected adequately.

Institutional developments: from the Four provinces project to the registration of Rooibos as a GI

Geographical Indications (GIs), and the implicit use of geographic location as a value adding and product differentiating mechanism, is not unknown to either agricultural producers or consumers in South Africa. South Africa already entered into the so-called "Crayfish Agreement" with France in the 1930's. In terms of this agreement, South Africa relinquished the use of the term "Champagne" on the condition that France would open up its market for South African crayfish. A more formal indigenous system for managing and certifying the link between the product and its specific environment was created with the establishment of the Wine and Spirits Control Act No. 47 of 1970. This system was refined with the establishment of the Liquor Products Act No. 60 of 1989.

Although the Wine of Origin Scheme has been well embedded in the agricultural economy, some of the implications of such a system were highlighted during the negotiations for a Trade and Development Cooperation Agreement (TDCA) between South Africa and the European Union. More specifically, in the negotiations of the Wines and Spirits section of the TDCA, the relinquishing by South Africa of specific names such as "Port" and "Sherry" created visions in the mind of the general population of a number of other expressions being under threat. Especially in those parts of the population with strong ancestral linkages to Europe, this led to a feeling of creeping dispossession.

In the Western Cape Department of Agriculture the implications of the TDCA, and specifically the implications of relinquishing certain names, were evaluated. It was found that, although the Port and Sherry Industry at that stage amounted to an annual retail value of R742 million, only 3,3 percent was being exported. It followed that the replacement terms for Port and Sherry could be introduced domestically, while any detrimental effect on the export drive would be limited (Troskie, 1998).

However, almost more important was the realisation that the EU is pushing for similar recognition of non-alcoholic products on the one side while a similar domestic system could not only be used as a product differentiation and value adding tool, but also as a mechanism

to protect local names. Following this realisation, a Provincial initiative was launched to create the appropriate legislative framework for the protection of what was called “speciality products”. A submission was made to the Provincial Cabinet on 6 May 1999 and in principle approval was obtained to develop draft legislation. See Troskie (2000) for similar arguments as those made to the Provincial Cabinet.

As a result of the approval by the Provincial Cabinet the following four Draft Bills were developed and published for public comment in the Provincial Gazette during January 2000:

1. Western Cape Designated Agricultural Products Board Draft Bill
2. Western Cape Protection of Geographical Indications and Designations of Origin for Agricultural Products and Foodstuffs Draft Bill
3. Western Cape Certificates of Specific Character for Agricultural Products and Foodstuffs Draft Bill
4. Western Cape Organic Products Draft Bill

It was unfortunate that two sources of pressure led to the fact that these Draft Bills were never enacted. On the one hand the National Government considered the Provincial initiative as trespassing on its Constitutional obligation (Act 108 of 1996) to set norms and standards for the Agricultural Sector while at the same time weakening its negotiation position at bilateral as well as multi-lateral level. The other source of resistance was that some of the local industry bodies saw this initiative as a threat to its powerbase. The political pressure eventually led to the abandonment of the provincial legislation.

Analysis of the potential role of GI continued with publications such as Mendes (2001) and Mendes and Troskie (2001). Momentum returned to this initiative when the Heads of the Provincial Departments of Agriculture of the Eastern Cape, Northern Cape, Western Cape and KwaZulu-Natal met at Cedara on 26 and 27 February 2004. Of the 12 working groups formed at that meeting one was tasked to investigate the role and protection of products with unique characteristics. Incidentally, this was also the only Working Group that produced any tangible results.

The Working Group outsourced some of its activities whilst others were done in-house. The case studies that the Working Group investigated included Amadumbe, Aloe Verox, Umlequa Chicken and Rooibos. The work that was outsourced included:

- a) The impact of GIs on South Africa (Laing, 2005a)
- b) The relationship between GI and the various forms of Trademarks (Laing, 2005b)
- c) An investigation on the potential of Honeybush and Klein Karoo Ostrich as potential GI (Bramley, 2006)

The Working Group argued that the following arguments could be made in favour of GI:

- a) Enhancing the cultural role of food.
- b) Creating linkages across national boundaries within Africa as well as with the African Diaspora.
- c) Enhancing the financial feasibility of farming.

- d) Protecting indigenous names and property.

The Working Group reported back to the four Heads of Departments at a meeting on 15 November 2005 in Gugulethu, Cape Town. The most important outcome of this meeting was that a decision was taken by the four Heads of Department (and thus the four Provinces) to support the concept of Geographical Indicators and to approach National Institutions such as the National Agricultural Marketing Council (NAMC), Department of Agriculture (DoA) and the Department of Trade and Industry (DTI). A meeting with the Chairperson of the Board as well as the Chief Executive Officer of the NAMC took place on 21 April 2006 in Cape Town and was followed by a workshop under the auspices of the NAMC on 24 November 2006 in Pretoria. During the latter workshop representatives of the Department of Agriculture were also invited. The meeting with the DTI took place on 26 May 2006 in Pretoria and it was decided that the members of the Working Group would be invited to comment on the forthcoming Draft Intellectual Property Rights Bill. The opportunity to comment has been utilized on 4 May 2007 and 12 May 2008. The opportunity to participate in the hearings of the Standing Committee is still eagerly awaited.

3.2 The Rooibos product and production features

The product features and specificity

Rooibos is an herbal tea made from *Aspalathus Linearis*, which is an endemic plant of the fynbos biome in South Africa. *Rooibos* is the Afrikaans word for 'red bush'. *Aspalathus linearis* is one of 278 species within its genus. High levels of morphological variation within *Aspalathus* have been reported in the literature. The range of variation is easily observed in wild *A. linearis* populations throughout the natural distribution area of the species (Dahlgren 1968, Stassen 1989, Van der Bank 1999 and Van Heerden 2003). Historical studies have offered limited but significant insights into the infraspecific taxonomic classification of wild Rooibos biotypes. Dahlgren (1968) ascribes these variations to differences in geographic locations.

Wild Rooibos harvested for consumption may be categorised into four morphological types:

- a) Suid Bokkeveld: "Veldtee", a voluminous resprouter described in the PCA as the shrub form;
- b) Wupperthal: "Langbeentee" (Long-legged tea) or "Regoptee" (Upright tea), a re-seeder (erect form)
- c) Wupperthal: "Ranktee" or "Rankiestee" (Creeper tea), a sparse re-sprouter (prostrate form); and
- d) Biedouw Valley: "Boomtee" (Tree tea), an erect reseeder (tree type)

Rooibos has a long history related to a specific territory. Traditionally gathered in the wild, Rooibos is nowadays mainly cultivated. Rooibos cultivation practices have been developed over the last century by the different settled populations. It is now strongly associated with the landscape of the Cedarberg region and is a key element of its identity. Even if the Rooibos cultivation practices have evolved considerably, its first processing, which also takes place in the region of cultivation, still relies mainly on traditional methods probably tracing

back to the Khoi and San populations over 300 years ago. The traditional methods consisted in harvesting the wild plants, crushing the leaves with axes and hammers and leaving them in heaps to ferment before drying in the sun. The main difference is that nowadays the methods are more mechanized and refined. Rooibos has become part of the South African heritage.

Various qualities of Rooibos are identified according to the production area. The type of harvesting also influences the tea-quality: hand-picked tea is finer.

Rooibos is considered to be a good substitute for black teas and coffee, not only due to its health benefits, but also due to its versatility and variety. A wide selection of flavoured Rooibos products is available. Often Rooibos is used as a basis for other herbal or fruit teas and can be found in ready-to-drink (RTD), as well as self-brewed, iced-teas. Rooibos is packaged in and available as loose leaves, various tea bags and powders, ready-to-drink products, cosmetics and shampoos, in tins, glass, tetra-packs, cardboard boxes, cans and bottles. New innovative product applications include green (unfermented) and organically produced Rooibos.

The production process

According to TISA (2004) the Rooibos plant is cultivated on a five-year cycle and can be harvested 3 - 4 times per cycle. During the first harvesting cycle (at 18 months), the dry yield is 150 - 300 kg/ha, for the next two seasons 300 - 600 kg and in the fifth year again 150 - 300 kg/ha. A rotational period of 12 - 13 years then follows, with the land being used for small grains such as oats, rye and triticale. Both the plant's lifespan and production capacity have reportedly decreased over the years. This is allegedly due to seed selection practices and the use of the same gene material pool for half a century. The lack of advancement in this regard could have a serious impact on sustainable growth and needs attention. Production growth for the medium term would thus mainly be driven by increased geographical spread, rather than through improved cultivation techniques.

Generally, Rooibos needs very little additional fertiliser. The risks of dry-land Rooibos farming include rainfall at specific times of the growing cycle, correct growing requirements, and the plant's susceptibility to diseases. As the plants take 18 months to come into production and work on a cycle, the farmer needs to be able to manage cash flow.

Seedlings are planted between June and August, depending on weather conditions. The young bushes are then topped, which means the tops of the bushes are pruned off, between December and March to promote branching. The first harvest can be expected one year later. As the Rooibos plant has a lifespan of four to five years, new crops have to be planted annually, so as to avoid years without a crop.

According to Hansen (2006) the approximate production cost over a 9-year cycle (6 year growing, 3 year rotation) is R13 000 per ha. At an average price of R12 per kilogram for dry Rooibos, this means that the farmer must bring in 1,083 kg of Rooibos per cycle to break-even. This is possible but drought, production landscape, market demand and supply and the exchange rate all impact on the profitability of the industry.

TISA breaks this down into the following key production statistics in 2003:

| KEY PRODUCTION DATA: | 2003 |
|---|---------------------|
| Establishment costs, excluding land (R/ha) | R1 000 – R1 600 |
| Production costs (R/kg) | R4,50 – R6,50 |
| Plants per hectare | 7 500 – 12 500 |
| Plant's current lifespan | 4 – 7 years |
| Average dry yield per hectare over plant's total lifespan | 1 500 kg – 2 000 kg |

Following production, and prior to marketing, the value chain has four main processes, namely:

- a) First level processing – wet unfermented tea into red brown tea at tea court
- b) Second level processing – pasteurisation, sieving, dust extraction etc at processing plant
- c) Third level processing – in-house packing and retail contract packing
- d) Value-adding manufacturing – instant teas, nutraceutical extracts, ice teas, cosmetics, etc

After harvesting, the Rooibos branches proceed to the tea court for the *primary processing*. The fresh Rooibos is processed into small pieces, fermented and dried. Not every farm owns the required facilities. Those who do not possess their own equipment generally share tea courts with one or two other small farms. The drying loss is 3:1 and the average dry yield per hectare is about 300 kg (TISA, 2004). The processors, also referred to as the assemblers, also accept wet (non-fermented) tea which they process on their own tea courts. Finally, the product is either bagged into sacks to be sold as bulk, or packaged in tea bags, ready for end-consumer's use.

Know-how and practices associated with the processing stage are widely shared inside the South African industry. However, specific qualifications are associated to the function of the 'tea master' who controls and monitors the first processing stage. Furthermore, Rooibos farmers and processors have developed specific know-how in relation with the blending of Rooibos teas from different plots and different cultivation, which are associated with their capacity to assess and manage Rooibos quality. Indeed, tea from the different production areas is usually blended to meet demand and realise a consistent quality.

When exporting the product, there is another step involved, the *quality control*. By law, each consignment of Rooibos exceeding 15 kg must be controlled and approved by the *Perishable Products Export Control Board* (PPECB). The PPECB was established in 1926 and it conducts its business in terms of the Perishable Export Control Act No.9 of 1983. It has been assigned by the Department of Agriculture to inspect all exports from South Africa in accordance with the Agricultural Products Standards Act No. 119 of 1990. However, it is important to note that the statutory powers of the PPECB are limited to exports and domestically traded products are not necessarily inspected by this body.

The history of the Rooibos industry

The discovery of *Aspalathus Linearis* by European botanists dates back to as early as 1772. Rooibos tea is an indigenous herb that grows exclusively in the Northern and Western Cape provinces of South Africa, precisely in a small area located 200 km in the North of Cape Town, the Cedarberg Mountain region and around Clanwilliam and Citrusdal.

Rooibos has been used and harvested from the wild at least since the eighteenth century in the Cederberg Region of South Africa. However, it was only marketed for the first time outside the Cederberg region in 1904 when Benjamin Ginsberg, a Russian immigrant, bought some of it from local South African inhabitants and sold it in Europe under the brand Eleven' O Clock. Rooibos cultivation was developed in the 1930's with the identification of the 'Nortier' cultivar. In 1948, in reaction to a crisis in the marketing of Rooibos, the Clanwilliam Tea Cooperative was established. In 1954 this Cooperative formed the basis of the Rooibos Control Board, appointed by the Minister of Agriculture. As a result quality was standardised and improved. However, the corollary was that markets were regulated and prices fixed (Rooibos Ltd, 2007) and with a volume-driven bulk sales approach, there was very little value addition or product development. Marketing efforts were predominantly focused on the local market and local consumption accounted for about 75% of annual production. This however, should be seen in the context that the Control Board, through its legal statutes, was not allowed to engage in value-addition and thus restricted to bulk sales (TISA, 2004).

The South African Agricultural Marketing System was deregulated in 1997 with the promulgation of the Marketing of Agricultural Products Act No. 47 of 1996. However, the Rooibos Control Board already voluntarily deregulated in 1993. Its assets were distributed to producer farmers who were former members of the co-operative in the form of shares in the newly formed public company, Rooibos Ltd. This brought an influx of new players onto the market, with operations expanding to the broader Cedarberg area as well as Cape Town. Snyman (2007) indicates that many farmers broke away to form their own firms, with King's Products (Pty) Ltd being the first to establish a processing plant in 1996. Whilst the impact is clearly visible on second level processing (from one pasteurisation plant to eight), it is especially in the areas of international sales and new product development that the benefits of deregulation are tangible. Since 1998, high-valued niche products such as green and organic Rooibos, ice teas, powdered extracts, new herbal blends and flavours, etc. have burst onto the market and international sales have increased with more than 300% (TISA, 2004).

3.3 Current structure of the Rooibos Industry

The turnover of the Rooibos tea industry was estimated at 180 million Rands in 2004 (corresponding to 22.5 million euros). The export market represents more or less 60% of production with 40% of production sold on the domestic market (TISA 2004).

The production of Rooibos is clearly dominated by a small number of processors who collect and transform Rooibos and sell it to intermediaries who undertake the marketing thereof. Rooibos export marketing and supply chains are dominated by a few leading European tea importers based in Germany and which are some of the largest tea brokers in the world.

These firms buy Rooibos in bulk for blending and resale to other countries. The figure below gives a schematic overview of the Rooibos supply chain.

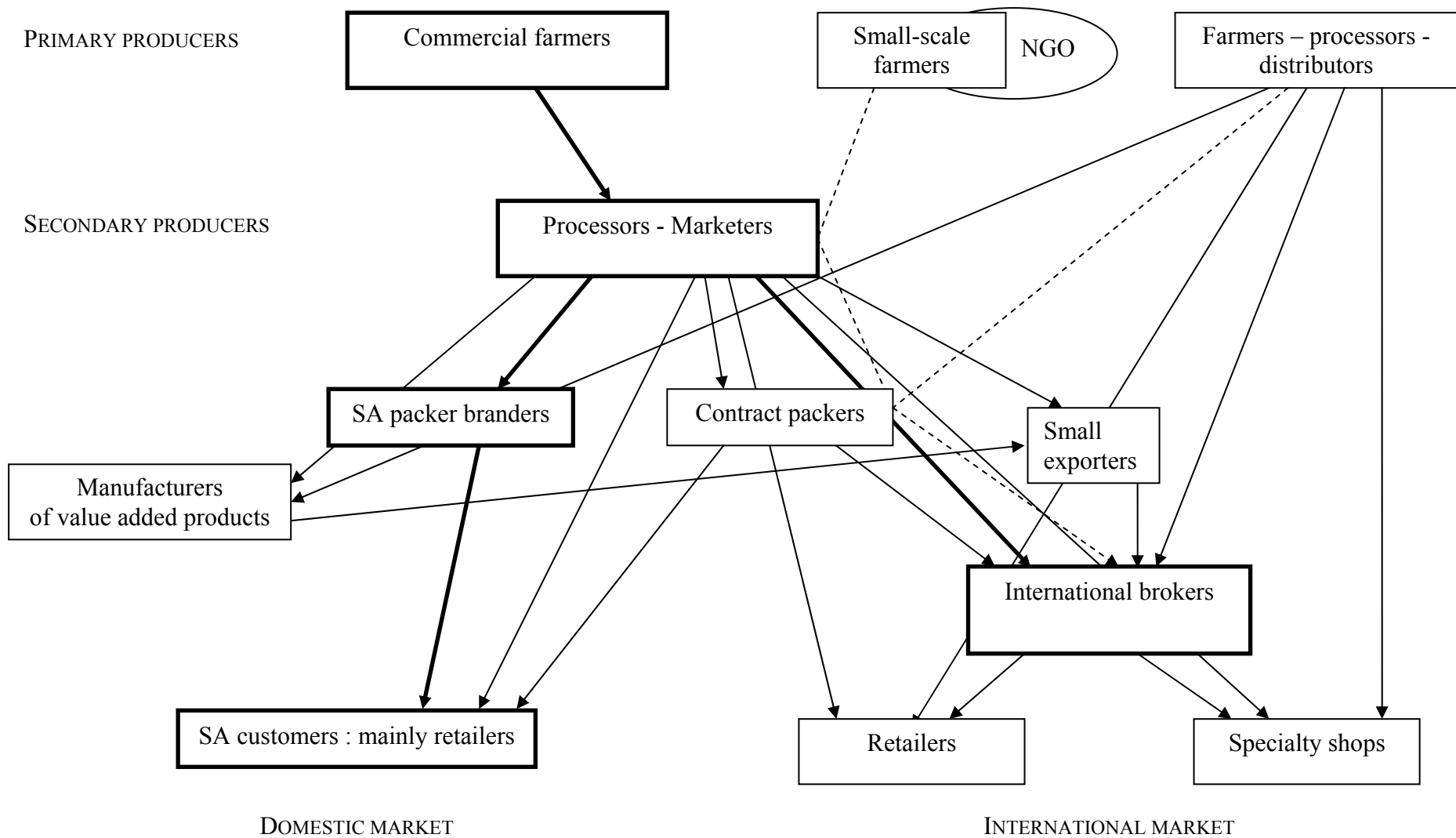
Farming systems and connection to processing firms

The number of producers of Rooibos ranges between 300 and 450 farmers, depending on the source being used (TISA, 2004; Hansen, 2006). Areas under cultivation ranges from a few hectares to over 5 000 hectares per farm, but these large-scale producers, but there are only a few of these large producers. Most of the commercial producers are also farming with livestock, potatoes and lucerne (alfalfa). About 40 farmers have Rooibos seedling nurseries as sideline business and some farmers are also involved in growing seedlings for other producers. An estimated 40% of all the farmers have experimented with organic production or have implemented organic production principles on some of their plantations. Nevertheless, one tends to find both organic and non-organic production on the same farms.

About two thirds of these farmers deliver their crops to one processor, Rooibos Ltd. There are currently 42 Previously Disadvantaged Individuals (PDI) farming individually, with between ten and 15 of them owning shares in Rooibos Ltd. There are further two Tea Co-operatives with about 100 PDI members (+35 female producers) who are actively involved in Rooibos farming. Each of these cooperatives owns a 33,3% share in a Rooibos packing facility in Cape Town (Snyman, 2007). These cooperatives have been specialising in marketing organic and fair trade Rooibos for the export market.

Whilst 20% of the producers accounted for 80% of total annual production, the combined output of the PDI producers, including the two co-operatives, is estimated to be about 2.5% (225 - 250 tons), of which about 50 tons is produced by one PDI Rooibos producer (TISA, 2004).

Snyman (2007) indicates that the second biggest producer grouping is the approximate 40 farmers who are shareholders of Cape Natural Tea Products (Pty) Ltd. The largest independent producer is The Big Five Rooibos Company (Pty) Ltd with its own brand, African Dawn. The rest of the tea is being sold to other processors and buyers, also through annual contracts with a small number marketing their own teas under their own brand names (e.g. Biedouw valley).



Source: Adapted from Biénabe and Troskie (2008)

The main South African industry role players and other downstream agents

There are currently eight South African companies equipped with the facilities to commence with secondary processing, wherein the tea is pasteurised and sifted. This process is highly capital intensive, with very costly machinery. The minimum set-up costs for a plant with an output capacity of 250 tons per year is in the region of R750 000. Pasteurisation fees vary between R2.50 - R3/kg depending on contract volumes and agreements. The cost of transport is on average R2/kg (TISA, 2004). However, as a result of the movement of prices in the energy market as well as the potential introduction of a Provincial fuel levy, these costs may change considerably.

These companies are involved in all levels of the supply chain, to a small or large extent. Together, Rooibos Limited, Khoisan Tea, Coetzee & Coetzee, Cape Natural Tea Products (CNTP), King's Products, Red T Company, Big Five Rooibos Company, and Maskam Redbush are responsible for an estimated 95% of total annual supply and sales (TISA, 2004) For that reason Snyman (2007) considers them to be the main players in the supply chain. Most of them have positioned themselves as marketers. Four of the processors have their own in-house packing facilities and also offer contract packing services, namely Rooibos Ltd, Red T Company, Khoisan Tea, and King's Products.

Each of these key players has unique competencies through which they position themselves with different service and product offerings. In particular, the Big Five Rooibos Company only sells tea produced on its own farm and thus advertises it as estate Rooibos following the wine industry pattern. Rooibos Ltd still remains the dominant player with approximately 75% market share and a very strong positioning on the domestic market. Other players such as CNTP, Khoisan Tea and Coetzee & Coetzee have diversified their marketing scope and also offer products ranging from indigenous tea blends to vanilla, raisins and other dried fruits (TISA 2004).

There also exist *packers*: companies that specialize in end-consumer packaging. The set up costs of a packing plant with a 100-ton capacity are about R1.5 million. Contract packing fees range from R20 – R30/kg and depend on the type of boxes and filter paper materials that are used (TISA, 2004). These consist of packer branders, of which National Brands Ltd is the largest, contract packers that service local brand owners and exporters without packing facilities, as well as private label customers (e.g. supermarket brands). In addition, one new Black Economic Empowerment (BEE) Packing Plant, Fair Packers (Pty) Ltd, was recently established in Cape Town for packaging tea from PDI Co-ops for the Fair Trade market.

After packaging, distribution, both on a local and international scale, is done by roughly 25 enterprises within South Africa. Most of these enterprises are also involved in business with other natural products, ranging from Honeybush, other herbal teas and medicinal herbs to wine and cosmetics.

Snyman (2007) also indicates that there are currently three main manufacturers specialising in value-added products like extracts, instant powders, flavours, etc. They do not only focus on Rooibos but also use other natural products such as Honeybush, Sutherlandia, Buchu and Hoodia. In cosmetics, the market leader is Annique (Pty) Ltd, the same company which

initially sold the “Rooibos” name to Burke International. Generally, Rooibos cosmetics, toiletries, iced teas etc. are manufactured on contract and only form a small portion of suppliers’ operations.

3.4 The Rooibos market

According to projections by the United Nations' Food and Agriculture Organisation (FAO) in 2000, world tea production should reach an estimated 3,4 million tons in 2010, with herbal/fruit teas accounting for about 100 000 tons. Consumer demand for herbal, green and other health teas is likely to outstrip production and could see an upward trend in price levels. In Britain, the world’s biggest tea drinker apart from Turkey, black tea sales fell from 127 million kilograms of tea bags in 1997 to 114 million kilograms in 2002, whilst sales of fruit and herbal teas rose by almost 50 percent. The hot drinks sector in the Netherlands declined by 0,5% in the 2001/2 sales period, yet the market value of tea increased by nearly 4% through the sales of herbal and fruit infusions. Even in the Germany, the world’s largest importer of herbal tea products which has a mature tea market with intense competition, the tea sector grew by 10% in terms of volumes in 2002, purely through fruit and herbal teas. Rooibos is increasingly claiming its share of this growing market, with international demand surging since 2001 (see table 1 below). In 2005, total exports were 5 500 tons of which 4000 tons were exported to Germany (70%), 550 tons to the Netherlands (10%) and 400 tons to Japan (6%). Other significant export markets include the United States, Australia and the United Kingdom.

Contrary to the domestic market which has remained quite stable, the export market has seen huge growth over the past decade. According to Gress (2004), Rooibos still has a huge market potential before reaching saturation in its main export markets. Indeed, Rooibos is generally regarded as a healthy beverage due to its low tannin content and because it is caffeine-free (Morton, 1983). These health attributes are considered to be key assets for the continuous growth of today’s competitive herbal industry (Standley *et al.*, 2001).

As already mentioned, approximately 95% of Rooibos is exported in bulk loose leaf format and Rooibos export marketing is dominated by a few leading German tea importers, which are the largest tea brokers in the world. These firms buy Rooibos in bulk for blending and resell it to other countries. These brokers are claimed by Snyman (2007) to benefit more from this uniquely South African product than South African companies itself, through value addition in their own countries. The German market is very price sensitive, and a commodity style exchange takes place with frequent price wars between the Rooibos exporters.

It was argued previously that primary Rooibos processing is dominated by 8 large companies with Rooibos Ltd capturing 75% of market share, supplying about 95% of domestic consumption and between 50 and 60% of the export market. TISA (2004) estimates indicate that Rooibos Ltd sold close to 4 000 tons of Rooibos in the domestic market in 2003. This amounts to a local turnover of approximately R60 million (at R15/kg). It has long-term bulk supply contracts with National Brands and Unilever Foods, who, apart from owning the leading Rooibos brands (Freshpak, Lipton, etc) with a combined market share of about 75%, also supply Rooibos to most of the supermarket chains for use in their house brands. Rooibos Limited further supplies Joekels Tea Packers of Durban with 15% of the Rooibos

market. However, the recent phenomenal growth in the export market was to a large extent the result of the initiatives from the smaller and more recent entrants.

Four players accounted for more than 85% of annual sales volumes. After Rooibos Limited, the second largest exporter was Khoisan Tea with approximately 15%, followed by Coetzee & Coetzee with about 10% and Cape Natural Tea Products with 6% of the market share. The remaining players together supplied and sold about 1 000 tons of Rooibos. New players will find it difficult to enter the market, because many producers also have shareholding in these established companies (TISA, 2004). In addition to the eight dominant players, there are between 30 and 40 small and medium enterprises throughout the country, mainly involved in export marketing. Examples include Healthwise Foods, Berfin, Just Rooibos and Wings Group. The majority also offer Rooibos cosmetics, other herbal teas, and natural plant products such as essential oils and medicinal herbs in their marketing mix.

In Table 3.1, the sales volume and price information for Rooibos is provided. TISA (2004) argues that international demand for Rooibos has been growing by nearly 35% over the past three years alone. It is evident that sustained growth at this rate would result in serious pressure on the system.

Table 3.1: Sales volume and exports of Rooibos

| YEAR | TOTAL SALES | EXPORTS | DOMESTIC | PRODUCER PRICE |
|------|--------------|---------|----------|----------------|
| | VOLUME (TON) | | | R/KG |
| 1990 | 3 900 | 432 | 3 468 | R1,40 |
| 1993 | 4 200 | 760 | 3 440 | R3,25 |
| 1994 | 4 100 | 800 | 3 400 | R4,80 |
| 1995 | 4 200 | 1 350 | 2 850 | R5,50 |
| 1996 | 4 300 | 1 400 | 2 900 | R6,50 |
| 1997 | 5 100 | 1 400 | 3 600 | R3,30 |
| 1998 | 5 100 | 1 500 | 3 600 | R3,80 |
| 1999 | 5 400 | 1 800 | 3 600 | R4,80 |
| 2000 | 6 500 | 3 100 | 3 400 | R5,50 |
| 2001 | 7 530 | 3 880 | 3 650 | R6,50 |
| 2002 | 8 800 | 4 800 | 4 000 | R11,00 |
| 2003 | 1 040 | 6 400 | 4 000 | R12,00 |

Source: TISA (2004)

3.5 The GI process in the Rooibos industry

The emergence of the GI initiative and the set up of the GI committee

The Rooibos case is being prepared for submission as a GI to both the South African government and the European Union. Several factors have given rise to the development of the GI initiative. From the industry point of view, with Rooibos currently not produced elsewhere and with the increased international demand for Rooibos tea, there is a threat of possible delocalisation of the production outside the country. Another more immediate

threat arose with the registration of trademarks on the name Rooibos by different companies in different countries. This resulted in the major legal battle in the United States that made Rooibos famous.

One of the consequences of the Rooibos trademark dispute in the US was the establishment of the South African Rooibos Council (SARC) in April 2005 as a Section 21 Company. Under South African Law a Section 21 Company is a not-for-profit organisation. The vision of the SARC is “a stable, cohesive and internationally competitive Rooibos industry that will ensure future sustainability to the benefit of all stakeholders (Snyman, 2007). Although it is still in its infancy, it represents the whole industry (small and commercial producers, labour, processors etc.) and is an ideal vehicle for collective action.

One of the key strategic objectives of the SARC is now to protect the Rooibos name for the industry and to ensure that the name is not misappropriated in future. Previously, the efforts for organizing and improving coordination among Rooibos producers and processors concerned mainly research aspects. However, this has been evolving with the increased awareness of the need to protect their product and markets, and the perceived risks of quality degradation. Although the industry already indicated an interest in GIs, actual discussions on the topic mainly took place as a result of the IPR DURAS project’s engagement with the industry from early 2006.

The initiative departed with a capacity building workshop for small-scale farmers. This was followed by a meeting on 31st of May 2006 which was attended by the whole industry, in order to raise more awareness on the GI potential for this industry, assess its interest in developing a GI and agree on mutual commitments to explore the Rooibos potential as a GI. This resulted in the appointment of a task team or committee during the SARC Annual General Meeting on 11 October 2006. This Task Team consists of a representative of the processors, marketers, commercial farmers, emerging farmers as well as a representative from the NGO environment. It is supported by two researchers from the IPR DURAS project who facilitate the debate and provide, when asked to, information on GI related issues, as well as a consultant from the provincial nature conservation agency, Cape Nature, in charge of implementing a Rooibos biodiversity strategy.

Following the establishment of the GI task team, several meetings were held during which the product specification, which constitutes the core of the Rooibos industry’s application for registration of a GI in the European Union, was developed. The process which was followed allowed the actors to appropriate the key dimensions of GI protection and labelling and to foresee its merits with regard to the current challenges which they are facing. It thus reinforced the industry interest in this tool. With respect to name reservation, a key dimension is the role that GI could play in collective quality management and control. Indeed the industry is looking for international protection and control of quality against abuse and misuse. The sustained increase in demand and lack of quality standards for Rooibos give rise to opportunistic behaviours both from South African processors and traders - who need to create their space in a market strongly dominated by Rooibos Ltd - and from European buyers, on export tea quality. A particularly important dimension is the quantity of stick in the Rooibos tea, which increases the volume but can degrade the quality and is used in defining different grades. Up to now, these grades are not perfectly shared among the

industry. The subsequent risk of degradation of quality, and thus risk of loss of reputation, is perceived as an important threat by some actors. Furthermore, with the dynamics of innovation in the industry and the huge product range (not only the herbal tea blends but also cosmetics, soft drinks etc.), it also becomes more necessary for the commercial viability of the industry to ensure that it is in fact Rooibos which is used. With the expansion and opening of new markets, the need for standardization becomes critical. But with more than 90% of the production sold in bulk and the European market being dominated by a few international tea brokers from Germany, control on overseas markets is very difficult. For this reason the development of an envelope of quality standards is a priority of the current GI initiative. Another important dimension which arose with the intent to establish best practices as part of the GI specification is the biodiversity conservation aspect, with the incorporation of biodiversity related specification as further discussed below.

Final agreement was reached regarding many points of the GI specification as described below. This was the result of a pragmatic approach in the committee and an interesting balance in the process between not excluding farmers, being able to take advantage of new opportunities and ensuring a strong enough specification. As a result, the Task Team is close to finalising a product specification that will make provision for quality, traceability and inspection concerns. At its most recent meeting the decision was taken to apply for a geographical indication in South Africa and a local law firm was mandated accordingly. Indeed, agreement was reached to activate the legal proceedings to ensure appropriate local protection as a step towards an EU application. It was decided to first apply for registration for a GI in South Africa under the current framework using the draft specification prepared for the EU application. At the same time a letter was sent by the industry to the National Department of Trade and Industry in order to inform the government of the industry's desire to register a GI in SA and in the EU and to ask for a more appropriate legal framework.

Developing a product description for Rooibos

It is important that the SARC has fully accepted ownership of Rooibos as a potential GI and the whole case study with its potential future registration as a GI is being driven by this body. As mentioned, developing a product specification lies at the core of establishing a GI for Rooibos. The industry is in the process of finalising this specification. It is important to note that this specification is based both on consensus but also on the need for good scientific evidence for each of the elements. The first part of the specification is the delimitation of the areas, and the industry has initially identified five conditions that need to exist for the successful production of Rooibos. These are:

- a) It must be in the winter rainfall area.
- b) The substrate must be a derivative of Table Mountain Sandstone.
- c) It must be deep, well drained sandy soils.
- d) The ph of the soil must be below 7.
- e) It must be in the Fynbos biome.

By using these criteria and the data in Schulze (1997) for winter rainfall areas, SIRI (1987) for soil and substrate data and Mucina and Rutherford (2006) to define the Fynbos biome, Wallace (2007) identified the delineation as indicated in annexure 4.

During one of the regular meetings of the GI Committee this map was submitted for discussion. However, the Committee had three concerns with the map. In the first instance, the committee was concerned with the fragmentation of the area and the subsequent administrative burden that would be placed on any implementation agent. The second concern was the fact that the map actually excluded certain known Rooibos production areas at the mouth of the Olifantsrivier. The third concern, voiced by the representatives of Cape Nature, was the fact that the protected areas, (i.e. the Nature Reserve at Cape Point) were included in the map. For these reasons the criteria were adapted as follows:

- a) It must fall within the winter rainfall area of South Africa,
- b) It must fall in the Fynbos biome,
- c) Protected areas must be excluded,
- d) The resulting area must be calibrated with the area where Rooibos occurs naturally.

The same data sources were used as in the previous round with additional data provided by Paryze (2007) to identify the natural occurrence of Rooibos in the wild (Wallace, 2007). The resulting map is provided as annexure 5. It was generally accepted by the Committee as a good representation of the actual and potentially feasible Rooibos production area.

The second leg of the product specification is production practices. The main elements of the agreed upon production practices include:

- a) Production must take place in the delimited area.
- b) Biodiversity standards are being developed. The reason for this is that due to wild harvesting, production expansion and changes in the crop patterns, biodiversity and the well being of natural resources are under threat.
- c) It must be produced under dry land conditions.
- d) However, irrigation is allowed on the condition that no irrigation takes place within the two months prior or during harvesting.

The third leg of the product specification is the harvesting standards. Only two important elements were identified namely:

- a) It must be annually harvested.
- b) At least 20% of the leaves must be retained.

Probably the most important part of the product specification, but also the part containing the most sensitive elements, is the section which deals with processing practices. The main elements include:

- a) It must be delivered to the tea court within a specified time.
- b) The green material must be cut to a specified length.
- c) It must be placed in a specified manner in the sun and wetted to aid fermentation.
- d) The leaves must be bruised for fermentation.
- e) No catalysts may be added to the product in order to facilitate fermentation.

- f) Odour and colour codes have been agreed upon for the fermented product.
- g) Following the fermentation the product must be spread in the sun for drying. Due to the specific harsh conditions in this area, the exposure to the sun provides a further link to the specific delimited area.
- h) It must be dried in the sun to a moisture content of less than 10%.
- i) It must be stored in a cool, dry place.
- j) All health regulations must be adhered to.
- k) The tea court itself must be in the delimited area.

In order to address the key questions related to quality definition, measurement and control, consultations were organized with all the Rooibos processors and their quality managers. This process is still under way.

With the exception of the delimited area, a separate and distinct product specification has been developed for Rooibos as a green tea. Certain key elements of the product specification have not been completed yet. These include the social elements of the specification as well as the sections dealing with the inspection and certification processes. As soon as these have been agreed upon, a more detailed cost/benefit analysis can be completed.

Although certain questions and challenges still remain in the Industry, it is clear that there is momentum in the Industry for the valorisation and protection of Rooibos. This momentum is not only at producer level, but also on an institutional and consumer level. The industry is already in the process of seeking protection at domestic level. It is preparing its application for registering the name Rooibos in South Africa as a collective or as a certification trademark in the name of the SARC with a view to seeking international registration and in particular European Union, once the product specification is completed.

Biodiversity and Rooibos

The intensification of the production practices and expansion of the production area is a strong concern for the Rooibos industry from an environmental point of view, due to its biodiversity implications. Thus, in addition to the promotion of biodiversity best practices as part of Cape Nature activities, biodiversity related elements have been inserted into the development of the GI process to reinforce the biodiversity strategy. The process of building biodiversity aspects into the product specification consisted of different steps. The Cape Nature consultant compiled a list of Rooibos practices which have biodiversity implications. A sample of producers from the different production areas were then consulted in the matter. The result of this consultative process was then extensively debated during a task team meeting and the most relevant biodiversity related practices were incorporated into the product specification for Rooibos.

Rooibos GI strategy prospects

The advanced level of quality differentiation within the industry, which has until now been managed through individual or restricted collective strategies, can be nicely complemented by a GI collective qualification. Future prospects could be to consider the GI as an umbrella

under which different specifications are defined to account for the different qualities associated with different 'terroirs' and processes of production. This could reinforce small-scale farmers' communities, which have built a unique differentiation strategy and market access for their production based on fair trade but which could soon face competition in their niche due to Rooibos plantation fair trade certification. The uniqueness of their production, which does not only stem from their social attributes but also from their settlement in one of the best 'terroir' for Rooibos production, could be reinforced through a GI sub specification. Their position in the market could then be strengthened. However it is worth mentioning that this has not yet been widely discussed within the industry which is first concentrating on properly establishing a GI for Rooibos.

3.6 Conclusion

It is worth pointing out in conclusion that a key driver for the Rooibos industry's interest in developing a GI strategy is its export orientation and in particular the importance of the European market in which GIs are both widely recognised and enforced within a powerful framework. The potential impact of GI implementation could therefore be significant. However, given the international market development of Rooibos outside Europe and the uncertainty regarding the outcome of GI negotiations at international level, the actual effects of GI implementation could appear to be quite uncertain.

Table 3.2 taken from Biénabe and Troskie (2008) discusses the different possible outcomes of a GI strategy for the Rooibos industry according to different scenarios regarding the GI regime at international level. The three scenarios that are considered at international level are those proposed by Gilles Allaire and Bertil Sylvander as part of the SENER-GI project analysis. The analysis departs from a convergence scenario whereby national GI legislations are harmonised at international level and provide for strong protection for all agricultural products. The divergence scenario refers to the case where no agreement can be reached between the advocates and the opponents to a strong enforcement of GIs at international level. The plurality scenario consists of regional agreements regarding GI recognition whereby different understandings and ways of enforcing GIs co-exist.

Table 3.2: Potential responses of the Rooibos industry to various scenarios of the potential outcome of the GI regime at international level.

| | CONVERGENCE | DIVERGENCE | PLURALITY |
|-----------------------------------|---|--|--|
| How is it sustaining the scenario | <ul style="list-style-type: none"> • Flagship case for South Africa's involvement in GI debate • Rooibos forms the benchmark for the development of a <i>sui generis</i> system. | <ul style="list-style-type: none"> • No value in the GI – the sceptics are convinced right. • Other IP tools becoming more important and supported | <ul style="list-style-type: none"> • The importance of a quality standard coming to the fore. • Range of IP tools being developed and supported |
| Power | <ul style="list-style-type: none"> • Power to the land owners • Producers taking the initiative. • New marketing opportunities may develop • Proliferation of producer initiatives. • Entrance of GI into new EU markets? • A credible GI would also give power to the consumer | <ul style="list-style-type: none"> • Power close to the market. • Power to specific land owners due to altruistic behaviour of certain actors. • Power in the hands of the owners of the quality standards. • Proliferation of quality standards by private actors. • Leading to the debasement of quality standards. • Bulk exports continue. | <ul style="list-style-type: none"> • Power close to the market • Power to specific land owners due to altruistic behaviour of certain actors • Possible new entrance of GI into important markets. • Need to manage the establishment of quality standards (meta-norms). |
| GI trajectory | <ul style="list-style-type: none"> • Can lead to a Rooibos GI • Flagship for national initiative. • Example for other products • Multi-stakeholder initiatives. | <ul style="list-style-type: none"> • Weak or absent GI • Proliferation of trademarks. • Proliferation of production • Consumer confusion? | <ul style="list-style-type: none"> • Domestic registration • Registration abroad according to the available “shopping basket” of IP tools |
| Impact on sustainable development | <ul style="list-style-type: none"> • Ownership of Rooibos land becomes important. • Increased importance of Land Reform • Value adding at local level | <ul style="list-style-type: none"> • Ownership of trademarks more important. • Land not that important, BEE rather in the supply chain. • Value adding taking place abroad. | <ul style="list-style-type: none"> • Who owns the GI / Trademark? • Rent extraction at GI / Trademark level. • Potential for limited value adding for export at local level. |

References

Arnold R, Ness M and Tregear A (2007). Report on the UK and German Markets for Rooibos Tea. SINER-GI report, University of Edinburgh, Edinburgh.

ASNAPP (undated). Crop Profile: Rooibos. Report, Agribusiness in Sustainable Natural African Plant Products, Stellenbosch.

Biénabe E and Troskie D (2008). Biénabe E. et Troskie D., 2007. Rooibos Case study. SINER-GI Project report. 57 p.

Bramley C (2005). Geographical Indications and Agricultural Products: Investigating their relevance in a South African context. Unpublished Masters Thesis, University of Pretoria, Pretoria.

Bramley C (2007). A legal synopsis of the protection of geographical indications in Southern Countries. Paper presented at the International Symposium: Promoting Local Specialities from Southern Countries, 23 – 26 April 2007, Addis Ababa, Ethiopia.

Cape Argus (2005). Business Report in Cape Argus, 10 February 2005.

Elsenburg GIS (2007). Geographic Information System, Division of Natural Resources, Western Cape Department of Agriculture.

Gress, T (2004). South African Rooibos Industry. Opportunities and Constraints With Special References To the German Consumer Market. School of Management Studies. Cape Town, University of Cape Town. Master of Business Science: 298.

Hansen T (2006). A Sustainable production strategy for the South African Rooibos Tea Industry. Report commissioned by Cape Nature and SA Rooibos Council. SARC, Cape Town.

Laing S (2005a). Developments in International Trade Law relating to Geographical Indications: How does it impact on South Africa? Legal Report, Tralac, Stellenbosch.

Laing S (2005b). Geographical Indications, trade marks, collective marks and certification marks: How do they all fit together? Legal Report, Tralac, Stellenbosch.

Leclercq M (2006). Localised Production of rooibos in South Africa: practices, territories, and prospects of a Geographical Indication definition. Anthropological research in two small scall farmers' communities, supervised by Cormier-Salem M.-C. and Bienabe E., submitted for the Master2 degree at the Muséum National d'Histoire Naturelle

Mendes E (2001). An investigation into the potential for products of origin in the Western Cape. *Western Cape Department Report*. 154.

Mendes EJ and Troskie D (2001). Changing the rules: an incentive for differentiation?. *Agrekon*, Vol 40 (4).

Morton JF (1983). Rooibos Tea, *Aspalathus linearis*, a Caffeineless, Low-Tannin Beverage, *Economic Botany*, 37(2): 164-173.

Mucina L and Rutherford MC (Eds) (2006). *The Vegetation of South Africa, Lesotho and Swaziland*. South African National Biodiversity Institute (SANBI), Pretoria.

Paryze L (2007). Personal communication. Senior Researcher, South African National Biodiversity Institute (SANBI), Cape Town.

Schulze RE (1997). *South African Atlas of Agrohydrology and Climatology*. Report TT82/96, Water Research Commission, Pretoria.

SIRI (1987). *Memoirs on the Agricultural Natural Resources of South Africa: Land Type Series*. Soil and Irrigation Research Institute, Department of Agriculture and Water Supply, Pretoria.

Snyman S (2007). Subsector study: Rooibos Tea. Report completed for the National Agricultural Marketing Council, Pretoria.

Sunday Times (2004). *Sunday Times*, 3 May 2004.

TISA (2004). CSP Development for Rooibos Sector. Trade and Investment South Africa, Pretoria.

Tralac (2007). Trade Law Centre for Southern Africa. <http://www.tralac.org>.

Troskie DP (2000). Need for a provincial framework on products of origin". Unpublished working paper. Western Cape Department of Agriculture.

Troskie DP (1998). A perspective on the Port and Sherry Issue (Afrikaans). Unpublished working paper. Western Cape Department of Agriculture.

USPTO (2004). United States Patent and Trademark Office. <http://www.uspto.gov>.

Wallace M (2007). Rooibos Spatial Analysis. Analysis prepared for the SARC, Western Cape Department of Agriculture, Elsenburg.

Standley LP, Winterton JL, Marnewick WC, Gelderblom E, and Britz TJ (2001) Influence of processing stages on antimutagenic and antioxidant potentials of rooibos tea. *J Agric Food Chem*, January 1, 2001; 49(1): 114-7.

4. HONEYBUSH TEA CASE STUDY⁶

4.1 Introduction

The Honeybush industry consists of a certain group of products. South Africa, specifically the winter rainfall area of the country, is one of the eight floral kingdoms of the world with a range of unique species that only occur in this part of the world. Honeybush is one of these species. The Honeybush industry is a small industry with a limited number of producers making it more representative of an infant industry than the more commercialised Rooibos industry. Production takes place over a wide range of ecological niches and it is considered that this leads to regional differences in terms of taste, aroma and quality. Another common feature in these types of indigenous products is the coexistence between historical uses by the indigenous population combined with the more recent economic commercialisation that is taking place. In other words, the indigenous knowledge can form a bridge between the various cultures. The fact that the industry boasts a representative organisation is fairly unique given the small number of producers and the wide geographic area it covers.

As a result of the above combination of factors, the Honeybush industry was chosen as one of the selected case studies in this project. The case study report consists of two sections. In the first section, emphasis is placed on describing why the Honeybush industry was considered of interest to the project. This is done by highlighting the features of the product, providing a historical perspective, describing the production process, analysing the structure of the industry and providing an overview of the market for the product. The second section provides a short summary of the GI process to date as well as the main elements that may be included in a product description for Honeybush.

4.2 Product features and specificity

Honeybush tea is an indigenous herbal beverage similar to Rooibos tea, produced from the *Cyclopia* species found in the unique South African Fynbos biome. It grows mainly in the coastal and mountainous areas of the Western Cape and in the wetter Eastern Cape mountain areas (from the Baviaanskloof through to the Bredasdorp area). It has the particularity to be mainly wild harvested (more than 80%). Cultivation of the plant only commenced a decade ago. It is mainly sold as an herbal tea – pure or in blends-, but extracts are also produced for the food and beverage industry to add to various products such as ready-to-drink beverages, fruit juice mixtures and sweets as well as for the cosmetic industry. A flavour extract is also marketed. As in the case of Rooibos, it is known, at least locally, for its health property (anti-oxidant, anti-allergic, anti-mutagenic and anti-cancer properties).

Honeybush has recently become a commercial crop, with a production of 221 tons in 2003 (DTI, 2004). More recently the production varies between 350 and 500 tons of processed tea per year. It follows that this is still a very small industry. However several factors indicate its potential for growth: a growing local and overseas demand, interest from farmers for

⁶ Estelle Biénabe, Dirk Troskie & Phumlani Mentani

Honeybush cultivation and interest from different public institutions to support the development of the industry.

Twenty-three species of *Cyclopia* which grow in different areas have been identified. Of these, mainly three are used commercially: *C. Intermedia*, *C. Subternata* and *C. Genestoïdes*. *C. maculate* and *C. sessiliflora* are also used but to a much lesser extent. *C. Intermedia* grow mainly in the Tsitsikamma, Langkloof and Kouga area and is the main wild harvested species. *C. Genestoïdes* is found in the coastal, sandy areas from the West coast to Mossel Bay and *C. Subternata* grows mainly in the Tsitsikamma and in the Langkloof area in milder micro-climatic conditions when compared to *C. Intermedia*, and in the Outeniqua and Langeberg mountains. The latter two species are those used mainly for cultivation.

The Honeybush industry is predominantly located in the Langkloof region in the Eastern and Western Cape with most of the wild tea harvested in the Tsitsikamma and Kouga mountain ranges. It is estimated that there are approximately 30 000 ha of Fynbos, including the Tsitsikamma, Kouga, Baviaans, Langeberg and Swartberg mountain ranges, where wild Honeybush grows sporadically (Joubert and Joubert, 2006). A recent survey by the Western Cape Department of Agriculture has provided an accurate overview of the occurrence of the three commercially produced Honeybush species in the Western Cape (Newman, 2007). This data is presented in Figure 4.1

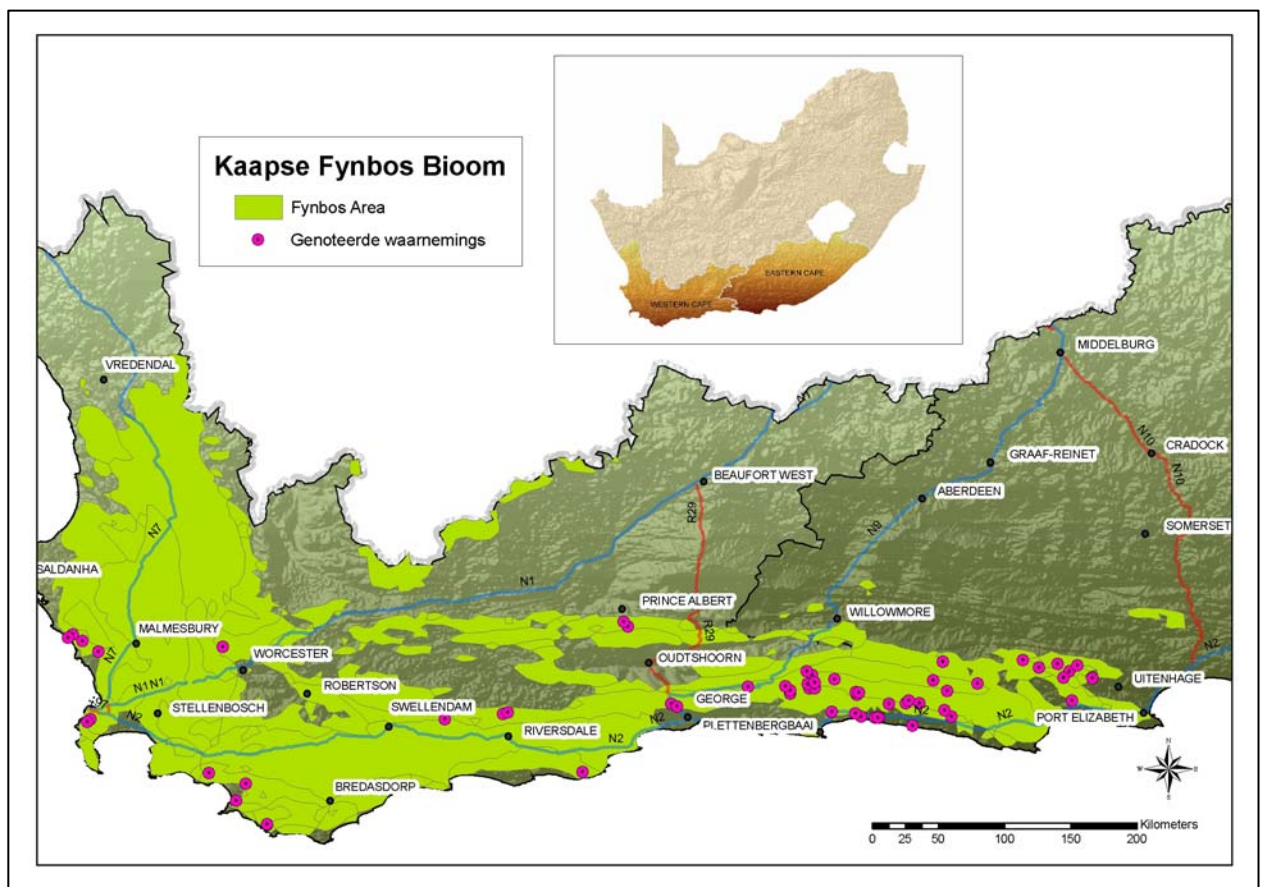


Figure 4.1: Occurrence of selected Honeybush species in the wild
Source: Newman (2007)

It is estimated that there are approximately 4 500 hectares of land that is suitable for the production of Honeybush tea. This area runs in a belt from Montague, through the Little Karoo and to Kareedouw in the Eastern Cape. Of this area there are currently about 230 hectares being cultivated with predominantly *C. Subternata* and *C. Genestoïdes* being used. There are currently 8 commercial growers of Honeybush tea and they contribute 20% to the annual production. It is interesting to note that some of these areas under cultivation are owned and managed by the Haarlem and Ericaville communities. In 2004 these communities had respectively 10 and 5 hectares under cultivation and, with financial support from the Department of Economic Affairs and Tourism of the Western Cape Province, they expect to increase it to approximately 35 and 15 hectares under cultivation (DTI, 2004). The main production areas are provided in

Figure 4.2 and the distribution of species used for commercial purposes in Figure 4.3.



Figure 4.2: Map of the main agro-ecological zones of Honeybush production.

Source: Blanchard and Biénabe (2007)

The highest concentration of processors is located in the Langkloof region, where Honeybush tea has been intensively harvested for several centuries in the mountain areas of the Kouga, Bavianskloof and Tsitsikamma range. Processors located in the coastal region and in Langeberg mountain range procure wild Honeybush tea from Kouga and Tsitsikamma. The processing plants are generally located on the farm or property of the owner. Proximity from the supplier is not a consideration in choosing the location.



Figure 4.3: Map of the usual commercial occurrence of the different Honeybush species.
Source: Blanchard and Biénabe (2007)

There are no specific place-names attached to Honeybush (except for the Heidelberg tea whose name derived from a mountain, but this specific tea is not harvested any more). However, the use of Honeybush as an herbal tea used to be localized with different names attached to the different areas according to the predominant species: *C. Intermedia* is known as ‘berg tee’ in Afrikaans or mountain tea; *C. Subternata* is known as ‘vlei tee’ in Afrikaans or valley tea, and *C. Genestoïdes* as ‘kustee’ in Afrikaans or coastal tea.

During the International Expert Workshop held as part of the Duras Project, an interesting discussion took place around the potential registration of a GI that is not a place name. Although the discussion was triggered by Rooibos as a potential registered GI in the EU, the discussion was extended to include other uniquely South African products. It was maintained that, due to the fact that Rooibos is a uniquely and descriptive Afrikaans name, it may be accepted as a GI while “Redbush”, although having the same literal meaning, would be too generic and intrusive to qualify. It follows that “Heuningbos” instead of “Honeybush” would probably have a better chance of being registered (Personal communication, Fernandez-Martos, 2007).

The history of the Honeybush industry

The Honeybush plant was first noted in botanical literature in 1705 (Joubert and Joubert, 2006), at which time it was believed that the Khoisan tribes of South Africa gathered the plant from the wild for its sweet flavour and soothing properties. The first documented medicinal use traces back to 1830 when it was used as a restorative. This was followed by the first chemical and anatomical study on the product in 1881 which found that there is no caffeine present in this herbal drink (SAHTA, 2007). Honeybush tea use forms part of the local culture of both the coloured community and the Afrikaner community.

Up to the 1960’s, the tea was processed by local communities, notably the Haarlem community, in the mountains where it was harvested. In addition to being directly consumed, the processed tea was sold to different buyers and middle men, in Haarlem or in Langkloof, who were then procuring for prisons as well as school hostels and hospitals. The

Honeybush tea was cheaper than the black tea, and was used as a substitute for it. During the 1950's, the tea was also sold to factories to be used as a colorant for leather. Some large land owners were also processing tea mostly for own consumption. The first packaging of tea was done in the 1960's under the name "Caspia Cyclopia Tea". From the 1970's, the raw plants harvested by the communities were brought back to the village where the tea was processed. Up to the 1980's, some people were still processing the tea in small amount for own consumption, and were cutting it manually by axes. But demand and production significantly decreased until the late 1990's. Local consumption was driven down by a negative image that became associated with the tea for being a cheap tea consumed by those that could not afford to buy Rooibos or black tea, especially during the apartheid regime (Blanchard and Biénabe, 2007).

The first studies on cultivation and nursery practices were first undertaken in 1993 at the National Botanical Institute at Kirstenbosch. They were followed by an investigation into controlled processing and the establishment of guidelines for processing by the Agricultural Research Council (ARC) (Joubert and Joubert, 2007). Blanchard and Biénabe (2007) report that the first harvest from cultivation took place in 1996. Triggered and/or fostered by researchers (e.g. information days held to create interest from prospective role players), commercial as well as small-scale cultivation production started in 1998.

Despite a long history of production by indigenous people, the tea was only popularized in the late 1990's with the advent of improved technology as well as an interest from international tea brokers.

The production process

It is important to note that a large part of the Honeybush crop is being harvested from the wild. *C. Intermedia* which, according the DTI (2004), is the most popular export tea is also predominantly harvested from the wild. According to Blanchard and Biénabe (2007), wild harvesting was traditionally undertaken by small harvesting groups from the communities on large-scale farms where important quantities of Honeybush grow in the wild. These harvesters were allowed by the farmers to harvest the Honeybush on their land either in exchange for a share of the benefits or for a fixed amount. Some owners were even allowing wild harvesting from the communities for free as a kind of support to resource poor communities. Honeybush was at that stage not considered as a proper commercial crop. Wild harvesters would usually come back to harvest on the same farms after some time. The extent of the practices depended on the level of the demand. When, in the late 1990's, demand for Honeybush tea increased significantly, new teams of wild harvesters were formed. These small harvesting groups consist of self employed wild harvesting teams – usually coloured people with own/rented vehicle and 3 – 5 helpers. It was estimated that there were 150 low-skilled people self employed and permanently busy with Honeybush harvesting (about 30 picking teams). Some of these groups are still operating while others are not any longer. Indeed, some of the large scale farmers and individuals from outside the communities have become interested in wild harvesting and have been competing with these groups by organizing their own team either with their farm workers or by contracting people from the communities.

In some areas which have been exploited for a long time, especially in the Langkloof area where the Haarlem community is located, it is said that wild Honeybush has been partly exhausted, rendering wild harvesting non profitable or too difficult to undertake. However, no scientific study has been carried out on natural resource distribution and actual availability. Therefore, it is difficult to know whether there is a real depletion of natural stocks of Honeybush tea that can influence the actual supply. According to statements of processors in 2006, there would be no real resource diminution, except in the Langkloof area (Blanchard and Biénabe, 2007).

SAHTA (2007) reports that the main species used for cultivating Honeybush is *C Subternata* and *C Genestoïdes* with cultivation currently being limited to the Overberg and the Langkloof. *C Intermedia*, in turn, seem to be more problematic to cultivate due to the fact that it cannot be harvested every year. It is calculated that the cost of establishing a hectare of Honeybush ranges between R10 000 and R20 000 with yields varying between 3 and 15 tons per hectare. This is significantly higher than the yields of generally less than 2 tons per hectare that is experienced in the Rooibos industry. Producer prices ranges between R2 and R3 per kg.

Honeybush can be cultivated from either seeds or cuttings. It prefers well drained, sandy soils with a low pH and phosphorus content. The soil should also be free of nematodes. The most appropriate time to establish the plants is during winter and before August. Due to the fact that this is a fairly new and small industry, very little fertilisation, irrigation and pest management information is available. More importantly, the limited size of the industry prevents the registration of chemicals. The result is that cultivation practices tend to migrate towards organic principles (SAHTA, 2007).

In the case of species such as *C Genestoïdes* and *C Intermedia*, harvesting can start about two to three years after planting. In the case of *C Subternata*, it can start within one to two years. With the exception of *C Intermedia*, Honeybush can annually be harvested. The optimum harvesting time and method seems to depend on the type of Honeybush as well as the locality. *C Genestoïdes* and *C Intermedia* can be harvested during the period of November to March by cutting it down to ground level. *C Subternata* should be harvested during the early winter by cutting it to about 30 to 50 cm above ground level (SAHTA, 2007).

Processing entails shredding of the fresh shoots, fermentation or oxidation as no micro-organisms are involved, drying, sieving and bulk packaging. Fermentation is the process required for oxidative and other chemical changes to take place in the plant material, resulting in the development of the dark, brown leaf colour, red-brown infusion and characteristic sweet flavour. Traditionally, the tea was cut manually by axes. Nowadays, Honeybush tea processors cut the tea either with a fodder cutter or with a tobacco machine (guillotine type). This aids in the production of a finer tea and which is quicker to brew (Blanchard and Biénabe, 2007).

The traditional processing method that consisted of a traditional heap fermentation process has also been replaced by a high temperature fermentation process (batch rotary fermentation). This allows for more control over the production processes and for compliance with the export regulations that came into operation in 2001. The duration of

the oxidation process varies between 18 and 72 hours, depending on the raw material used (e.g. species) and on temperature. It is checked according to appearance (especially colour) and smelt. A window in the drum allows for samples to be taken during the process. A specific know-how is attached to the assessment of the duration of the oxidation process. After fermentation the tea is traditionally sun-dried, but it can also be dried in the rotary unit. After drying, the tea is sieved into different size categories, ranging from a coarse cut to dust (Biénabe, 2007).

4.3 The current structure of the Honeybush Industry

As depicted in Figure 4.4, the Honeybush supply chain consists of wild harvesting and commercial cultivation; first level processing (i.e. drying, cutting, fermentation); second level processing/refining (steam sterilization, blending, etc); value-adding and manufacturing (including product development) as well as marketing and sales. Some role players are specialized in one of the steps while others are integrating different segments of the supply chain. One of the role players (the Melmont company), which has been operating in the industry for decades, is managing activities from the wild harvesting process undertaken on the farm to the packaging and marketing of the product both in local and export markets.

In addition to the self employed harvesting teams (a PDI with 3 to 5 supporters) there are a number of commercial farms involved. However, these operations are usually not predominantly Honeybush producers, but are actually fruit or wild flower operations. It is worth mentioning the Mooi Uitsig Trust, a female farm worker equity scheme near Louterwater. There are two major community based farming operations. The one is the Ericaville Farming Trust and the other the Haarlem Honeybush Association (NAMC, 2006). According to the ARC (2008) there are currently 10 commercial production operations which contribute 30 percent to the total annual production.

On the processing side there are seven role-players. Two of these are private companies (Honeybush Natural Products and Cape Honeybush Teas) which represent 66% of the processed Honeybush market. There are also two close corporations, two single owner operations and one trust involved in processing. Just one private company is involved in refining Honeybush tea (NAMC, 2006).

In terms of the employment opportunities in the industry, the claims differ significantly. NAMC (2006) argues that there are about 150 low-skilled individuals in wild harvesting with a further 200 partially or fully employed in cultivated employment and a further 65 in processing. DTI (2004) puts the estimation at about 780 people directly involved in the Honeybush industry with the potential to double its workforce in the near future.

The South African Honeybush Producers Association (SAHPA) was established in 1999 following facilitation by the Agricultural Research Council (ARC). In 2002 SAHPA's name was changed to the South African Honeybush Tea Association (SAHTA). It is a not for profit organisation registered as a Section 21 company (NAMC, 2006). The Board consists of 12 members elected from producers, processors and marketers of Honeybush tea. Its stated objectives focus on production-side issues, but also include promotion of the industry, information sharing as well as supporting its own administrative functionality.

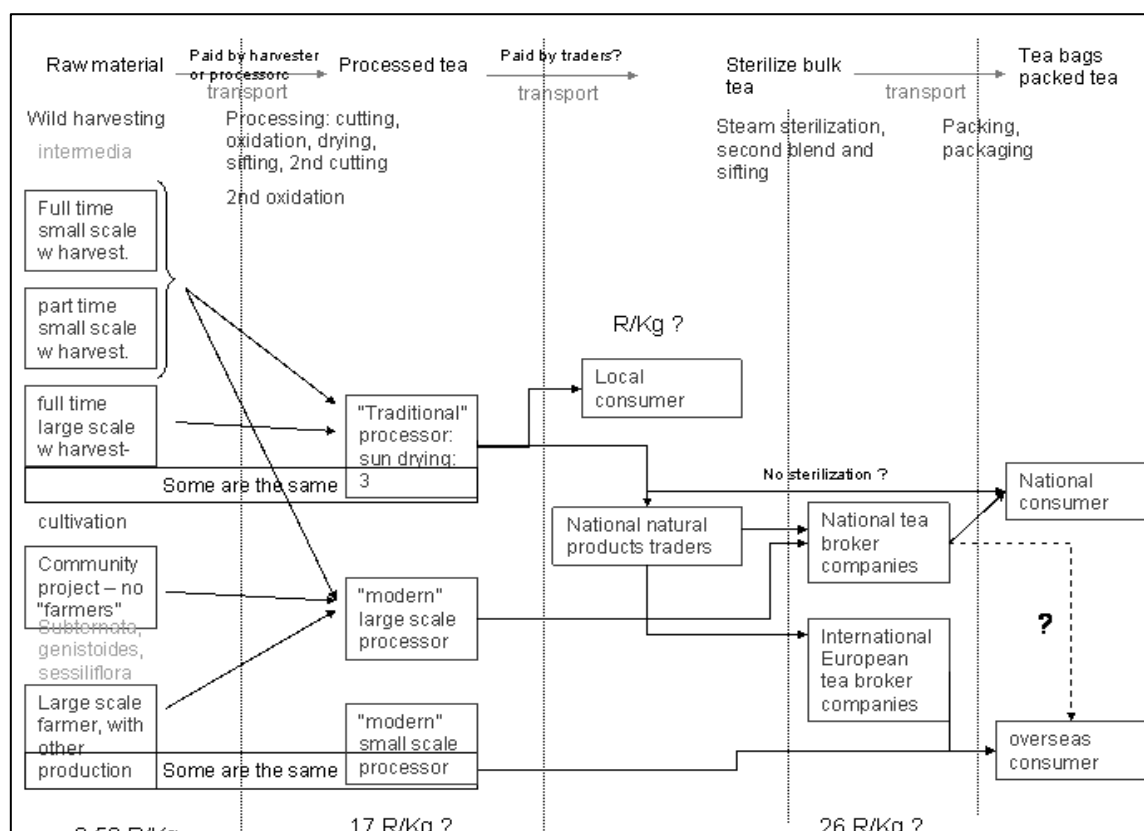


Figure 4.4: Schematic representation of the structure of the Honeybush Industry.

Source: Blanchard and Biénabe (2007)

Due to pressures both from within and outside the industry, the SAHTA is currently in a process of re-inventing itself. Some of the pressures that led to this decision include:

- The need for growth in the industry.
- BEE involvement
- More previously disadvantaged farmers as growers.
- Promotion and harvesting of Honeybush.
- Concerns regarding the sustainability of current harvesting practices.
- Fears of usurpation of the plant material and its intellectual property.

To this end a Strategic planning workshop was held on 29 May 2007 during which it was agreed by the participants that some of the issues that needed attention include:

- Guidelines for good practice (especially for wild harvested Honeybush).
- A product description (what is Honeybush). This is necessary due to the substantive variance in the quality of the product, not only between producers, but also between batches of the same producer.
- Understanding the dynamics between bulk and packed tea. Due to the fact that close to 90% of Honeybush are being exported in bulk, this dynamics needs to be investigated in order to create a base for the long-term future of the industry.
- Understanding the role of the tea merchants.
- Analysing the differences between the markets for the different species. Due to the fact that there are differences in taste between the various species, the trend has

been to blend species. However, it may be to the industry's advantage to rather recognise these differences and to build on it.

This Strategic plan, associated with the new structure of the SAHTA, has been accepted at its Annual General Meeting on 25 July 2007. However, it seems as if some of the members have since resigned and a special meeting of members has been scheduled for 4 June 2008.

4.4 The Honeybush Tea market

Since the late 1990's, Honeybush tea is sold mainly on the export market as an herbal tea. Export sales represent between 85% and 90% of all production volumes (including wild harvested supply). Honeybush is exported as conventional, organic (14,5% of total exports for 2005 (ARC, 2008) originating from both wild harvested and cultivated tea, and green tea (recent and small market segment: 4,6%). It will also be exported as certified fair trade by the Ericaville community in the near future. Most of the tea is exported in bulk and repackaged under various brand names. According to the DTI (2004) the result of this is that the value of the 52 tons consumed domestically is approximately R7,6 million, the value of the 169 tons exported in 2003 was only R4,4 million. This provides a clear argument for increased domestic value adding in order to capture a larger share of the economic rent in local communities.

As shown in Table 4.1, export sales have been growing significantly since 1999. The increase in exports in 2005 was mostly driven by orders from Germany that may indicate that one or more leading firms in Europe's tea industry are planning to push Honeybush (Neven *et al.*, 2005).

Table 4.1: Export of Honeybush Tea over the period 1999 to 2005.

| YEAR | Export (tons) |
|------|---------------|
| 1999 | 50 |
| 2000 | 100 |
| 2001 | 60 |
| 2002 | 156 |
| 2003 | 163 |
| 2004 | 100 |
| 2005 | 300 |

Source: SAHTA (2007)

An increasing number of established international tea brands such as Twinings, Celestial Seasonings, Lipton and Stash have introduced Honeybush or blends in their product basket. The largest export customers of Rooibos are also observed to be the existing and possible future customers for Honeybush and these include Germany, Japan, UK, and Switzerland where health drinks are particularly sought after (Matoti, 2003). Germany is by far the major export market for conventional Honeybush, whereas organic Honeybush tea is mainly exported to the United States (See Table 4.2). Although the import volume into the US is still small, this market has great potential (Neven *et al.*, 2005).

Even if local demand accounts for 10 to 15% of annual production, sales on the domestic market have been steadily growing from 5 tons in 2001 to between 15 and 40 tons in 2005. They have evolved from farm stalls and health shops to national supermarket level, with the entrance in the market of leading tea brand owners like National Brands, Unilever Foods SA and Vital Health Foods with Honeybush or blends. Honeybush sales operate in the specialty tea segment of the retail market. Woolworths and Spar, two of the four major retail groups in South Africa, have started introducing Honeybush under private labels. Honeybush has benefited from technological advances in the Rooibos subsector with products such as green (unfermented) Honeybush, extracts, liqueurs, and jams to expand market opportunities. The DTI (2004) is also full of confidence that the Honeybush Industry can emulate the Rooibos industry within the next 20 years and grow to an industry with an annual domestic consumption of 4 500 tons and an export segment of 6 500 tons. This source also argues that, in order to maintain the wild Honeybush resources, 90 percent of this production will need to be cultivated.

Table 4.2: The main export markets for Honeybush Tea: percentage distribution in 2005.

| Country | Conventional | Organic | Green Tea | Total |
|-------------------------|--------------|--------------|-------------|---------------|
| Germany | 58,40 | 1,94 | 3,58 | 63,92 |
| United State of America | 13,08 | 7,44 | 1,04 | 21,56 |
| Netherlands | 4,47 | 0 | 0 | 4,47 |
| Australia | 0,01 | 2,82 | 0 | 2,83 |
| Canada | 0,65 | 1,37 | 0 | 2,02 |
| United Kingdom | 1,75 | 0 | 0 | 1,75 |
| South Korea | 0,72 | 0 | 0 | 0,72 |
| Norway | 0 | 0,66 | 0 | 0,66 |
| Japan | 0,34 | 0,31 | 0 | 0,65 |
| Singapore | 0,39 | 0 | 0 | 0,39 |
| Taiwan | 0,25 | 0 | 0 | 0,25 |
| Sri Lanka | 0,13 | 0 | 0 | 0,13 |
| China | 0,13 | 0 | 0 | 0,13 |
| France | 0,02 | 0 | 0 | 0,02 |
| Switzerland | 0,03 | 0 | 0 | 0,03 |
| Denmark | 0,01 | 0 | 0 | 0,01 |
| Total | 80,84 | 14,54 | 4.62 | 100,00 |

Source: SAHTA (2007)

Currently, the global demand for Honeybush is greater than the supply (ARC, 2008). Regarding prospects for the future, at least some actors in the industry are placing emphasis on investigating and promoting the health properties of Honeybush, given its desirability on the export and domestic markets. Other actors are also pointing out the potential benefits from increased international social consciousness towards ethical products (Fair Trade). One of the communities has been offered assistance in obtaining Fair Trade certification for its Honeybush by a German tea trader.

4.5 The GI process in the Honeybush industry

The emergence of the GI initiative and the set up of the GI committee

The concept of a GI was not unknown to the Honeybush Industry when the call for unique Southern African products was launched late in 2005. At that stage, the Honeybush Industry had already formed one of the case studies of the Four Province Project and Grant (2005) included this industry as one of the case studies in her research project. It was found that, Honeybush has a strong potential as a GI. This could be attributed to the strong link between the indigenous people and the indigenous product (Grant, 2005).

Partly as a result of the research by Grant as well as a meeting between Mr Nico Malan (the then Chairperson of SAHTA) and Dirk Troskie on 3 November 2005, SAHTA nominated the Honeybush Industry as a case study to be investigated by the Duras Project. The Intellectual Property Capacity Building Workshop with the Honeybush industry took place on 3 May 2006 at the Outeniqua Experimental farm near George. The following issues were addressed during this workshop:

- a) Discussion of the various forms of Intellectual Property.
- b) Description of the various unique characteristics of Honeybush Tea that may form the basis of a GI.
- c) Noting the objectives of the role-players in the industry.
- d) Evaluation of the various forms of IP in the industry.

Around the same time a French Master student, Gentiane Blanchard, carried out a five months (May to September 2006) research study on Honeybush tea production and processing, as part of a postgraduate degree in agronomy and rural development. The aim of this study was to explore the question: "Can a GI benefit the Honeybush tea community while conserving biodiversity?". She adopted both an agronomic and sociologic approach and the research focused on farming practices, characterising their:

- a) Variability within the Honeybush production area and among different farming systems,
- b) Evolution, and
- c) Ecological impacts on Fynbos biome.

The research results from this project were discussed at the SAHTA Annual General Meeting on 26 July 2006. From this research it became clear that:

- a) It is a relatively new industry and the processes are still in the process of evolving. It follows that a production specification that is too strict may be to the detriment of the natural development of the industry.
- b) The link between the product and human activity, culture and history is tenuous compared to the European experience.
- c) The geographical dispersion of the role-players and their part-time involvement complicates the establishment of a GI.

Nevertheless, as time progressed it became clear that some factors contribute to the potential of establishing a GI for the Honeybush industry. These factors include:

- a) The Industry is concerned that it may lose the intellectual property associated with Honeybush as well as its name.
- b) Grant (2005) argues that Honeybush is being produced in a wide range of locations and this, combined with the range of species, may create an interesting mosaic of regional specialities and specificity.
- c) The Industry must address the variance in the quality between producers and production runs in order to create a sustainable industry.
- d) There is a representative body that can take ownership of a GI on behalf of the Industry.
- e) This body is representative of all role-players in the Industry.

It is clear that the Honeybush industry could benefit from some form of intellectual property protection as well as the rigour that a product specification and a certification process would bring. For that reason the industry was invited at their AGM of 26 July 2006 to nominate a small group of individuals that could work with the project team to develop a product specification. This invitation was again extended during a presentation at the SAHTA farmers-day on 9 March 2007, the Strategic Planning Session on 29 May 2007 and the AGM on 27 July 2007. During the latter meeting a small team was nominated to proceed with the development of a GI for the Honeybush industry. This team consisted of representatives of the following groups:

- a) Commercial producers
- b) PDI producers
- c) Wild harvesters
- d) Processors
- e) Marketers
- f) Support capacity.

Due to the floods of 28 November 2007, the team met again on 13 February 2008. During this meeting, consensus was reached on the way to proceed and the contents of a proposed product description.

Developing a product description for Honeybush

As mentioned, the development of a product description for the Honeybush industry is still in its infancy. Nevertheless, the team tasked with developing a product description for the Honeybush industry has started to reach consensus on the following issues:

- a) Quality standards for Honeybush. At this stage provision is being made for the following elements to be included:
 - The length of the cut.
 - Acceptable levels of foreign matter, insects, bacteria and other organisms.
 - Yeast and mould levels.

- Level of fermentation.
 - Moisture content.
 - Odours, taste and aroma.
 - Acceptable residue levels.
- b) Delimitation of the area in which Honeybush can be produced will be determined by:
- The Fynbos area.
 - The natural occurrence of wild Honeybush species.
 - Specific soil types.
- c) Harvesting requirements for commercially produced as well as wild Honeybush
- d) Processing prescripts
- e) Packaging requirements
- f) Labelling
- g) Transportation and storage
- h) The conditions pertaining to blends
- i) Provision will be made for Estate Honeybush.

4.6 Conclusion

It was clearly shown in this report that the Honeybush Industry is indeed a very small industry with about ten commercial producers spread over an area of close to 800 km. The preferred growing conditions of the three commercially utilised species of *Cyclopia*, combined with this wide geographic area, leads to an interesting combination of potential quality and sensory niche products.

The industry is still, however, in a crucial phase of commercialisation. The current harvest consists of about 70% wild harvested product. It is evident that any significant growth in the demand for Honeybush could lead to increased pressure on the natural resources with associated threats on biodiversity. As a result, the future of the industry probably depends on a more significant share of the crop being cultivated. This could, however, lead to a niche market developing for wild harvested Honeybush. This trend towards cultivation creates its own dynamics such as the development of new techniques and production practices. It follows that any norm being created must be flexible enough to allow for new practices to develop while still preserving the cultural and production specificity and bio-diversity.

The industry nevertheless stands to benefit from a GI initiative. There is evidently the need to preserve the genetic material and the intellectual property for those people involved in the industry. The realities of the Rooibos case in the USA have made the Honeybush industry aware of the potential dangers while also emphasising the vulnerability of a small industry. The industry is also in dire need of consensus on the quality standards in order to ensure consistency between various producers and even between batches of the same producer. Still, this mechanism must allow for the differences between species and localities. Finally, the industry is in the fortunate position that it has a representative body that can lead the process and act as custodian of the intellectual property of the industry.

References

ARC (2008). ARC Honeybush Research Programme. Website of the Agricultural Research Council, <http://www.arc.agric.za/home.asp?pid=4051>

Blanchard G and Biénabe E (2007). *Honeybush Tea: An emerging product with rapidly evolving practices: Which quality strategies?* Unpublished Report, Department of Agricultural Economics, Extension and Rural Development, University of Pretoria, Pretoria.

DTI (2004). *Customised Sector Programme Industry Analysis for the Honeybush Tea Industry*. Department of Trade and Industry, Pretoria.

Fernandes-Martos A (2007). Personal Communication. Advisor to the EU on GI, Brussels.

Grant, C (2005). *Geographical Indications and Agricultural Products: Investigating their relevance in a South African Context*. Unpublished M.Com Thesis, Department of Agricultural Economics, Extension and Rural Development, University of Pretoria, Pretoria.

Joubert M and Joubert E (2006). Status Report on the Honeybush Tea Industry. :Unpublished report, ARC Infruitec-Nietvoorbij, Stellenbosch.

Matoti B (2003). *Economic Analysis of Honeybush Production in the Western Cape*. Internal Report, Western Cape Department of Agriculture, Elsenburg.

NAMC (2006). *Subsector Study: Honeybush Tea*. National Agricultural Marketing Council, Pretoria.

Neve D, Goliath J, Reardon T and Hopkins R (2005). *Case Studies of Farmer Organisations Linking to Dynamic Markets in Southern Africa: The Haarlem and Ericaville Honeybush Producer Groups, South Africa*. Occasional Paper, Michigan State University.

Newman RA (2007). *Identifisering van geskikte areas vir die verbouing van drie kommersiële heuningbostee spesies*. Honours Tesis, Universiteit van Stellenbosch, Stellenbosch.

SAHTA (2007). Honeybush Industry. Proceedings of the Honeybush Farmers day, 9 March 2007, Kanetberg, Riversdal.

5. KARAKUL CASE STUDY⁷

5.1 Description of the main features of Karakul production and its specificity

Description of product and use

The Karakul lamb pelt is distinctive for its softness, its water-silk markings and lustrous, wavy curls. Most pelts are black, due to a dominant black gene, but other natural colours are grey, white, silver-grey, pink and brown. Karakul pelt is also known as Persian lamb, or sometimes as Astrakhan. The Karakul pelt has a wide range of applications. Furriers like the product as it can be combined with other fur, knit wear and the leather side can be printed. The fur is ideal for reversible garments.

The Karakul sheep (*Ovis aries platyura*) is believed to be one of the oldest breeds of domesticated sheep in the world. Originally from the steppes of Turkistan, this broadtailed sheep (so called because of the reserves of fat stored in its tail) gradually spread to other regions of Central Asia. The breed is named after the village Karakul, which lies in the former emirate of Bokhara (now Uzbekistan). Today Karakul sheep are farmed predominantly in Afghanistan, central Asian republics of the former Soviet Union and Namibia. They are possibly the only animals that can survive the harsh, arid conditions of these regions while providing both a source of food and income to local people.

The Namibian Karakul has been selectively bred to produce the flat "broadtail look". Broadtail is the term used by the fur trade to describe the pelt of a still-born Karakul lamb, where the mother has aborted naturally as a result of the harsh weather conditions, natural illness or pregnancy difficulties. Broadtail pelts are extremely rare and only account for a very small percentage of overall Karakul production. The broadtail pelt is flatter, softer and silkier than the traditional curly young lamb pelt. The term "broadtail" is also used to describe the pelt of a young lamb that has been specifically bred to achieve the same look but the pelt is from a naturally born Karakul lamb rather than a still-born.

Swakara is the brand name for the pelt produced by the Namibian Karakul lamb. The name is derived from South-West Africa, the former name of Namibia (South-West African Karakul). The unique characteristic of the locally produced pelts makes Swakara pelts easily distinguishable from Karakul pelts produced in Central Asia and Eastern Europe.

Other Karakul products

Karakul sheep are bred for their milk, meat, fleece and pelt. Mutton from the breed has a distinct taste and local communities prefer meat from Karakul to any other meat. A by-product of Karakul is wool. All wool is being taken up by the local Karakul weaving industry comprising about 15 weaving enterprises. Rugs for wall and floor decorations are skillfully designed by indigenous farm worker families. The colours used represent natural colours but on request the wool is being dyed to suit the client's needs. The motives are typically

⁷ Bernd Rothkegel and Estelle Biénabe.

African and depict rural scenes, animals and plants but fantasy creations are also in demand. The carpet weaving industry is now 55 years old in Namibia and most of the weaving enterprises are found on Karakul farmsteads, providing employment and a stable source of additional income to the wives of farm workers.

Know-how, history and culture

Karakul has been bred in Namibia since the early 1900's. The Karakul sheep was introduced into Namibia in 1907. Due to the proximity, suitable rangeland conditions and economic integration in terms of the Southern African Customs Union, Karakul sheep production expanded to member states and in particular to South Africa and Botswana.

During the 1920's, intensive research work done by AD Thompson resulted in the flat curl that became popular in the international fur markets. The flat curl type is still sought after and contributes to the higher prices obtained compared to other Karakul producing countries' average prices.

Another very important dimension in the uniqueness of the Swakara Karakul pelts is that the pelts of all producers (after the pelts have been identified by means of a bar code) are aggregated before undergoing a very refined selection and assortment process. This system of aggregation of all producers' skins and sorting into homogenous classes and grades is not practiced in other Karakul producing regions and as a result bundles of skins do not match in size, curl type, pattern and quality. The assortment system for Swakara has been with the industry for decades and it is believed that it originates from well before 1920. Over time the system became more complex and changed to provide for the flat curl that was developed in southern Africa. The assortment system is a common good of the Karakul industry of Southern Africa.

Production processes

During the course of the 99 years of Karakul production in Southern Africa, local production techniques were developed which are unique to the sub-continent and which underlie the uniqueness of the Swakara pelts. While little is known on the production methods in the Asian countries, i.e. Afghanistan, Uzbekistan, Kazakhstan and Romania, it is a known fact that Southern African production methods are specifically based and far advanced in terms of breeding policy, farming methods, herd management and rangeland management.

Producers have moved away from a throughout-the-year breeding season to two to three shorter controlled breeding seasons. This allows time for other farm work and periods of rest for the animals. Breeding stock is normally obtained from the many stud breeders. All breeding stock that is sold at auctions must have been approved by the Namibian Karakul Breeders Society (KBS). The KBS have since 1929 required that all stud lambs have a full pedigree of ancestors as well as a detailed description of hair and curl qualities accompanied by two photos (back and side view). By way of this detailed progeny history, producers decide on a breeding program for each sheep.

Because of the climatic conditions, only a small proportion of new-born lambs (20-30% depending on the region and the severity of the weather) can be kept and raised to maturity without damaging the land with overgrazing. In Namibia, 3-12 hectares of land are needed to graze each sheep. The young lambs that cannot be sustained naturally are slaughtered shortly after birth, producing meat, wool, leather and the Karakul lamb pelt. In the majority of cases, Karakul sheep are bred by farmers in areas where natural conditions mean there are no viable alternative forms of agriculture. Single lambs are the rule, but occasionally twins are produced.

All Swakara producers in Southern Africa generally follow the same production techniques to a greater or lesser extent. This applies to all sizes of farming units. Range management is an exception. Commercial farmers are fully equipped with a number of grazing camps and water installation whilst farmers on communal land have no camps and their sheep and other livestock roam free. Without a number of camps, animals cannot be divided into herds with the result that any breeding progress in communal areas is much slower.

Local pelts preparation techniques

The treatment of the raw pelts is standard amongst all producers. Pelts are washed in clean water. No chemicals or preservatives are allowed. The wet skin is put on a frame made from hessian and allowed to dry in the shade for two days. The frames are kept in a well ventilated room. Gauze doors and windows keep flies out. The dried Swakara skin has a unique square shape, because the wet skin is trimmed along the sides. Besides that it gives a better appearance, the straight sides prevent damage during handling.

Other Karakul producing countries do not make use of the hessian frame for drying, but instead the skins are put on the ground, flesh side up, and covered with saw dust. No trimming is done. The dried skin has an irregular shape and is not free from saw dust.

All production techniques were developed by Southern African Karakul producers. There was no contact with Bukhara in Central Asia where the Karakul sheep originated from, with the result that no technology could be transferred. Today other Karakul producing countries in Asia and Eastern Europe know that the Southern African Karakul farmers have developed scientific Karakul farming, breeding, production and research techniques. Requests from Romania and Uzbekistan have been received for technical advice and transfer of technology. Furthermore, they desperately want to get hold of local genetic material. Namibia has a ban on the export of Karakul genetic resources.

The techniques developed have been documented in the Karakul Production Manual and the code of practice. The application of the documented techniques is voluntary and no enforcement is needed. Quality control of the product urges producers to apply these techniques, which have been developed based on best practices over one hundred years.

The Assortment

Like a fingerprint, every Karakul skin is unique. Meticulous care is taken to produce lots that offer the manufacturer the highest degree of uniformity in size, fibre formation, length, weight, quality and pattern excellence. While the modern Karakul assortment has been refined in theory to the level of a science, all measurements are made by hand and eye and

are, therefore, subjective. The sorting of Karakul is and will remain artisanal and will not be mechanised.

One bundle may have skins from different producers. The more uniform the bundles of skins, the bigger the likelihood that processed skins matches to make up a garment. The opposite is also true. Too much variation within a bundle will result in a lower quality product and lower prices for the raw skin.

The system of pelts assortment provides for different classes of pelts based on curl development and fibre length for each of the black, grey, white and brown pelt assortments. Each class is then further graded for fibre quality and pattern excellence. Large and small pelts are not mixed but assorted in separate classes. In practice this could mean that more than 100 bundles of different classes and grades are on offer at the auction. Agra Co-operative, the official marketing agent of the Karakul Board, is using this assortment system. Changes to the assortment are possible and this would be initiated by either producers of Swakara (this would include producers from South Africa or Botswana), the Karakul Board, marketing agent or the auction house. The final decision would lie with the marketing agent.

The assortment is documented in the *Swakara Product Guide* (cf. 2.6). This book shows photographs of the type of skin for every class and gives an overview of the assortment system. The photos are also available in form of posters that can be placed on the wall at a convenient place where grading is done. Grading based on photos is always a subjective method and, therefore, practical demonstrations are held at the producer forum and the norm days. Farmers also have the opportunity to undergo training in the assortment by actually assorting skins for three weeks at the Pelt Centre. These courses can be attended throughout the year. Producers from Botswana and South Africa have attended courses.

Area of production and geographically distinctive features

Today, Botswana produces about 5%, South Africa 27% and Namibia the remaining 68% of Karakul pelts. The main reason for the expansion of the breed can be attributed to the ability to adapt to harsh grazing conditions of the short shrub savannah in the western and southern parts of Namibia and North West Province of South Africa. In fact, the quality characteristics of the skin, like the shortness and thinness of the hair and the lightness of the skin, is directly related to the abundance of grazing. It favours a hot and dry climate. Pests and diseases are more common in areas of dense vegetation and high rainfall. The grazing habit of the Karakul, compared to other breeds is less strenuous on pasture. This, together with the fact that the sheep can be used for mutton production, contributes to the popularity of the breed.

Besides the fact that the Karakul breed is a smaller in both size and mass, the lamb is used for pelt production. It means that Karakul sheep have fewer lambs that need to be raised and therefore, the comparative energy demand of a herd is considerably less compared to mutton and wool sheep breeds. This is then also the reason why the Karakul breed is found in the more arid areas where one would normally not expect any livestock farming activities.

5.2 Level of use, marketing and existing product reputation

Karakul pelts are mainly sold semi-annually at auctions in Western Europe. At present, some 140.000 skins are produced and auctioned per annum. Due to the good prices experienced the past two years, farmers have increased their herds and some farmers have re-introduced Karakul sheep. During the next two years, the pelts production could increase to 200 000 per annum.

Generally speaking, fur is a luxury item and as such most criteria that apply when purchasing luxury goods fits the price formation mechanism for Karakul pelts and garments. Karakul does not have the high status of mink and fox. Furriers are of the opinion that Swakara fur ranks only third or fourth. Swakara is a short haired fur that falls into a niche where competition of other fur is not that tough. Karakul pelts offer a wide range of variability in terms of colour and curl pattern which makes it attractive to consumers. Needless to say that while spending a lot of money on a garment, the consumer would like to be assured that her garment is a unique piece.

Swakara tops the prices of other Karakul pelts by about 25% to 30%. The major factor contributing to premium prices is the scarcity of the product. During the late 1980, five million and more Swakara pelts were pushed into the market, with the result that fur garments were sold by supermarket chain stores. This was one reason the prices for Swakara crashed in the early 1980s. The high standard of the Swakara assortment and grading system and the quality control reduces the risk for the manufacturer and the consumer of pelts that do not match or are of low quality. The Swakara iron-on logo gives the client assurance of quality and uniqueness. The difference in the refinement of the Swakara assortment system with regard to other countries is thus significantly contributing to the price differentiation.

Besides the conventional factors, like cold winters and cash for spending, the latest trend is to show off without offending animal rights groups. Karakul seems to be out of focus of these activists groups. On the contrary, Swakara is produced by way of ecologically sound farming practices. A hang tag gives the customer peace of mind (see point 2.6 in the Code of Practice, labels and hang tags).

5.3 Understanding the current industry framework

Farming systems

There are about 600 karakul producers registered with the marketing agent. The number of producers includes producers farming in South Africa and Botswana. About 30 farmers are exclusively producing Karakul. The majority of farmers rely on other business enterprises as well, like mutton sheep, cattle, trophy hunting, eco-tourism, guest farming and indigenous fruit crop production, for example *Hoodia*. The size of the flock of the farmers ranges from 50 to 3 000 Karakul sheep. Karakul farming is very labour intensive; however, controlled breeding seasons offer the opportunity to utilize time and labour force for other activities.

In the Karakul producing area, customary land tenure is practiced. Land is scarce and grazing, due to the communal grazing system, even scarcer. Resettled farmers from the previously

disadvantaged groups are settled on their own title deed farms. Government incentive schemes, besides extension and veterinary services, in the form of production loans have helped a number of farmers to become well established progressive Karakul producers.

In the Karas Region which is one of the regions where Karakul farming is practiced, the rural population makes up 46% and the overall unemployment of the region in the order of 29%. 30% of the rural population does not own any livestock. 30% of households spend more than 60% of their income on food.

Due to the absence of other income generating activities, government has resolved to introduce the Karakul sheep to these rural communities and have announced a joint venture or partnership programme. At present almost all small holder farmers own a few goats. Goat production cannot be encouraged because of over grazing. Karakul sheep live mainly on grass. Karakul pelts production is less strenuous on the natural vegetation due to the production methods applied. However, in years of abundance of grazing, the sheep can be raised for mutton production.

Supply chain

Joint Marketing of Pelts

Ever since pelts were produced in Southern Africa, the same marketing channels have been used. Over the years Namibia has developed into the main production area and consequently the marketing structures in Windhoek, Namibia, became the accepted market institution for producers from all three countries (Namibia, South Africa and Botswana).

Pelts from within Namibia, South Africa and Botswana are delivered to the nearest Namibian Agra Co-operative branch. From these collection points the pelts are transported via the Co-operative's main branch to the Pelt Centre in Windhoek.

The Pelt Centre

The Pelt Centre is an institution registered in the name of Agra Co-operative (Pty) Ltd. The sole purpose of the Centre is to assort the Karakul pelts into over a hundred homogenous classes. The basis of the classification of pelts are the four main colours, namely black, grey, white and brown as well as the size of the pelts, fibre (hair) length, quality of the hair, pattern excellence and curl type.

Marketing Agent

The Karakul Board of Namibia has officially appointed Agra Co-operative as its marketing agent. Agra has branches across the farming area and its head office and main branch is situated in Windhoek. The Pelt Centre which is an establishment of Agra is fully integrated administratively and operationally with Agra. This implies that pelts that are delivered at the branches are automatically electronically registered at the branch as well as with the Pelt Centre. Furthermore, once the pelts are sold, the payments are processed via the Co-operative's financial department. There is thus no duplication of transactions and administration.

Agra is a co-operative registered under the Namibian Co-operatives Act of 1996. It is an agricultural marketing, service and input provider and comprises of Namibian citizens only. The co-operative is operating only within the boundaries of Namibia. It has 7 291 members and 378 staff. Karakul is the smallest business enterprise of the co-operatives.

Agra, as the marketing agent, negotiates the agreement with the auction house that auctions the Swakara pelts. Due to the small number of white pelts, Agra negotiated a sales agreement for a specific period with a furrier. The price for the white pelts is by way of a formula linked to the prices fetched for the top range of black pelts at the auction.

The marketing agent is also responsible for the packing and shipping of the pelts consignment to Denmark, where the pelts are exhibited and auctioned by Kopenhagen Fur, the auction house.

Karakul Board

The role of the Namibian government is significant in terms of creating a supporting environment conducive for the production of Karakul pelts and promotion of the industry. Government promulgated an Act, the Karakul Pelts and Wool Act of 1982, for the establishment of the Namibian Karakul Board. The Board consists of eight members appointed by the Minister from nominations submitted by the respective organizations. The Karakul Producers Forum nominates four producers representing large and small scale farmers. The Karakul Breeders Society nominates one representative and the marketing agent nominates another. Furthermore, the Ministries of Agriculture, Water & Forestry as well as Trade & Industry appoint one representative each. In addition, the Minister may appoint any other person by virtue of his/her knowledge on the international fur trade. This provides for the opportunity to appoint non-Namibian citizens to the Karakul Board. The Board is by virtue of its legislation a government statutory body. It is not funded by government but rather by imposed producer levies. Government, therefore, has no shares in the Board. The main objective of the Board is to promote the Karakul industry within Namibia and outside. The legislation gives statutory powers to the Board to, amongst others, impose levies and to exercise quality control.

The levies collected from the producers of the pelts are used for the administration of the Board and to finance promotion campaigns. The campaigns aim to expand local production of pelts and enhance the demand for the product in the main markets in Europe, the East and Russia.

The marketing of pelts is not limited by legislation to the Karakul Board or its marketing agent. In fact, under certain circumstance, producers do sell their pelts to manufacturers and furriers of their choice. Unless the pelts have been approved by the Quality Control body, they will not bear the Swakara trade mark.

5.4 Institutional support

Ever since the industry's inception in Namibia, the Namibian government has been a major actor in the Karakul industry. In 1907 the then colonial German government introduced the very first sheep to Namibia. Since the early days of the previous century, there were

government research farms for Karakul. These farms were used to improve the quality of the national flock and to make available quality breed stock to farmers. The unique flat curl is a result of government research and breeding programmes. In 1929, the government declared the Karakul Breeders Society as the sole breeder organization for Karakul sheep and appropriated funds for the administrative work to the Karakul Breeders Society. In 1930, the government issued a ban on the exportation of Karakul genetic material. The ban is still in place today. This ban applied to Southern African Customs Union member states in terms of the 1969 SACU Agreement. The Karakul Industry Advisory Board was established in 1939 under the old South African Marketing Act of 1937. The Karakul Board was established in terms of the South African Marketing Act of 1968.

Due to the political constellation of the two states at that point in time, the Board comprised both South Africans and Namibians. With the commencement of the Karakul Pelts and Wool Act of 1982, the Marketing Act of 1968 and the marketing schemes created there under, including the Karakul and Wool Schemes, were abolished.

Today the government of Namibia still owns Karakul research farms and it possesses valuable Karakul genetic material. During 2006 Cabinet agreed to a partnership between the state and the private Karakul industry to jointly manage and further develop the state facilities for research and training and to further improve the state genetic Karakul resource to the benefit of emerging, resettled and small holder farmers and its neighbouring states. Other industries like the meat and agronomy sector enjoy similar privileges but to a lesser degree.

5.5 Quality Control

In terms of the Act, the Karakul Board has instituted a quality control body comprising producers, the marketing agent and the Karakul Board, with the aim to assure that only pelts that meet the criteria are being sold under the trade marks. Quality control is a requirement in terms of the Karakul Pelts and Wool Act but the quality criteria itself are set by the quality control body. Producers from South Africa and Botswana make contributions if they feel a need to adjust the quality standard (see the section below on Farmer Participation in Standard Setting).

The pelt characteristics have been researched ever since the sheep was introduced into Namibia in 1907. Research work is well documented and training institutions like the agricultural colleges and government's extension services use the documentation for courses and demonstrations. Furthermore, the Karakul norm day was introduced to communicate in theory and by way of practical demonstration the characteristics of the breed and the pelts and to explain the quality control selection criteria and standards. The norms set for the industry and the standards agreed on by the industry as well as the quality control criteria is, therefore, unique in the world and applies only to the Karakul industry of Southern Africa.

Pelts that do not meet the minimum quality standard are destroyed to ensure that they do not enter the market. Quality is defined in terms of hair length, curl and follicle development, luster and elasticity of fibre as well as biological, mechanical and chemical

damage. About 1% skins are rejected for not meeting pelt characteristic standards and another 1% is rejected due to biological and mechanical damage.

Code of Practice, Production Manual and Product Guide

The Karakul Board developed a *Karakul Production Manual* in 1998 to inform on and illustrate production methods and techniques to newcomers to Karakul production. The topics addressed in the manual include:

- range management and grazing density;
- herd composition;
- selection and purchase of rams;
- herd management;
 - breeding seasons
 - clinical and progeny testing of rams
 - lamb season
 - selection of lambs
 - weaning of lambs
- breeding with white, brown and grey sheep;
- record keeping.

In 2004 a *Product Guide* was published. The *Product Guide* is aimed at buyers as well as producers of Swakara pelts. It provides information on the pelt assortment, grade categories and quality aspects. Swakara skins are sorted into over one hundred categories. The photographs contained in the *Product Guide* are also available on posters. The book and poster are very popular among producers as well as skin dealers and fur traders.

In 2006 a *Code of Practice for the Care and Handling of Karakul Sheep* was compiled. This document is currently being discussed by the industry before it is submitted to Cabinet for endorsement. The final product should guide producers on minimum standards of farming and production techniques applied in the industry. The basis for the *Code of Practice* is animal welfare issues and aspects of environment, rangeland management and matters pertaining to social and labour issues.

Farmer participation in standard setting

There are two regular events which provide a forum for stakeholders of the Karakul industry and in particular producers, to bring matters of interest to the attention of the Karakul Board. During September each year, the Karakul producers gather for two days. This meeting is normally well attended by large, small scale and resettled farmers as well as commercial farmers and new farmers from South Africa. During the two days, the Karakul Breeder Society holds its AGM and, on the day after the meetings, the Keetmanshoop Elite Karakul Ram auction takes place. The main event culminates in the Karakul Forum meeting which lasts one day and ends with a formal dinner and price awarding ceremony. Prices for the Top Ten pelt producers and occasionally the Karakul Board's highest award, the Golden Lamb, are awarded. The latter is a recognition to a person or organization that made an outstanding contribution to the industry.

The agenda of the forum provides for the Karakul Board to inform on its annual activities and, in particular, on observations on and response to its promotional campaigns. The report

gives an overview of the international fur trade as well as an analysis of the prices fetched at the three regular pelts auctions held in Copenhagen.

Experts inform the forum on matters of interest, including the latest fashion trends, colours and manufacturing techniques and the latest research (e.g. identification of the genes responsible for certain characteristics). Examples of the outcome of discussions at the forum are the *Production Manual* and the *Code of Practice for the Care and Handling of Karakul Sheep*.

Other topics that come up from time to time are the increase in levies to be paid by producers and quality control aspects. A further occasion is the norm day which is held every other year. This day is organized under the joint auspices of the Karakul Breeders Society and the Karakul Board and is devoted to matters relating to quality standards of breeding material, pelts characteristics and pelt assortment. Members of the Quality Control body are present on that day in order to adjust quality standards if so agreed by the producers. The norm day is popular and attended by breeders, pelt producers and beginner farmers and there is a standing invitation to producers from South Africa and Botswana to attend.

5.6 The Swakara Trade Mark

Circumstances that eventually led to the adoption of a trade mark are of interest because it discloses the uniqueness of the product. At the first international pelt exhibition, the IPA in Leipzig in 1930 the then South West African Persian Lamb had had difficulty in obtaining the denomination of a real Persian lamb (i.e. karakul lamb), because it had developed into something new, individual and different. In order to stress this newly developed product in America, the name Swakara has been suggested. This name then developed an identity and consequently became the trade mark.

Today the Swakara trade mark is applied only to pelts originating from Namibia, South Africa and Botswana. Although there is no formal inter-state agreement recognizing the marketing channel under Namibia legislation, the governments of the three countries are aware of the marketing system in place and actually support this type of cross border marketing arrangements.

The trade mark is registered in the name of the Karakul Board under Namibian legislation. It is registered in the Southern African Customs Union member states, i.e. Botswana, Namibia, South Africa and Swaziland. In addition, the trade mark is registered in Italy, France and Germany. For practical reasons in the latter three countries, the trade mark is registered in the name of IMCO, a wholly owned subsidiary of the Karakul Board. Some 30 years back the trade mark was registered in other countries as well, like Canada, Switzerland, Estonia, France, Great Britain, Georgia, Hong Kong, Lithuania, Latvia, Japan and the USA. However, due to the shrinking of the local industry and the high cost of maintaining the trade mark registrations, it was decided to only register the mark in the major export markets.

The Swakara trade mark is an individual trade mark but has characteristics of both a collective and a certification mark. Users of the mark are not members of the Karakul Board, who is the trade mark proprietor. Furriers, fur traders, the auction house and consumers use

the logo to promote their business and image. The Karakul Board hands out iron-on Swakara logo tags, which are very popular, and clients immediately inform the Board if their stock of iron-on tags runs low. This seems to suggest that the trade mark functions to an extent as a certification mark.

The advantage with the trade mark is that the trade knows the logo and is assured of the quality of each pelt and a high degree of homogeneity of colour and quality. A further aspect which is important to customers is the fact that the buyer can actually refer back to the Karakul Board in case of legitimate claims of losses due to damage.

The disadvantages of a trade mark are the financial constraints and bureaucratic procedures associated with the registration process. Trade mark registrations need to be renewed every 10 years. This process is time consuming and expensive. A further limitation is that trade marks are registered for certain categories of goods, like shoes and leather wear, belts, hats and handbags. The mark, therefore, needs to be registered in every class of goods for which protection is sought. An incident arose when an entrepreneur marketed a perfume with the Swakara brand name.

In summary, it is a costly and nearly impossible task to register the trade mark in all countries where fur garments are manufactured and sold. The Karakul Board registered another trade mark and logo for the Italian market 20 years ago. The Desert Rose trade mark was used for about 8 years. Due to fast dwindling of the numbers of pelts produced in the late 1970 and early 1980, the Board discontinued this trade mark. The number of pelts dropped from some 5 million to half a million per year and the Board saw no justification to maintain two trade marks while production was that low. Where in the past the Karakul Board had agents appointed in most of the European countries to promote the product Swakara and Desert Rose, the misuse of the trade marks were limited due to the presence of the agents in these markets. Nowadays, misappropriation of the Swakara trade mark is widespread in that the mark is being used to promote pelts originating from other Karakul producing countries.

5.7 Other quality signalling strategies

The biggest part of the Karakul Board's budget is spent on information and promotion. Various types of qualification and communication strategies are being developed.

Indication, labels and hangtags

Based on the adaptation and suitability of the breed, a slogan emerged characterizing the interaction between Karakul, the natural environment and human factors. Swakara is a top eco-product in line with the global strives towards sustainable utilization of a natural resource to benefit a country and its people. In Southern Namibia there is no better breed to create near perfect harmony between man, animal and nature thereby producing a fur which has no equal in the world. Giving an expert opinion on the Eco-Fur is zoologist, Prof Dr Helmut Hemmer of Mainz, Germany, who says, *"In view of the natural free-range methods used by the Karakul farmers in Namibia, where the soil has not been contaminated by insecticides, one finds a prime example of a Bio-product. The multiple utilization of the animal in the form of meat, wool and fur can well serve as an example to farmers in other*

arid areas". The hardiness of the Karakul sheep and its ability to survive in arid areas ensures human habitation without destroying the balance of nature. While grazing, the animals trample grass seeds into the soil, which would otherwise be carried away by the wind, thus ensuring regeneration of the veld.

Some retail furriers in Europe and the East are insisting on the Eco-Fur Bio-Pelz hangtag which the Karakul Board provides for the use on Swakara garments. A separate hangtag, the "Origin Assured" (OA) mark has been developed for farmed and wild fur to assure customers that their fur originates from a country where regulations or standards governing fur production are enforced. The program represents an initiative by the international industry to offset anti-fur arguments by animal rights organization. It was launched in November 2006 and the Karakul Board has been invited to participate once the Code of Practice has been endorsed by the Namibian government.

Further elements on information and promotion

With a commodity like Swakara pelts that is produced far away from the market, without an agent responsible for marketing and promotion, the Board has to rely on the flow of information to and from the market. The market can be segregated into the auction house, fur traders, fashion houses, designers, manufacturers, fur retailers/furriers and the consumer. Each of these segments has a different function and as such the marketing strategies differ.

For example, the auction house and fur traders are interested to hear about the standard of the assortment, the number of skins on offer as well as the number of skins likely to be on offer at the upcoming six auctions (in other words the next two years). Manufacturers like to learn about the handling and treatment of the skins. This information is necessary because certain skin treatment techniques could negatively affect tanning and dyeing.

Fashion houses, designers and retailers will ask questions on the quality of the fur (weight, length of hair, luster and curl pattern) because the product has to fit their concept of fashion, colour and design. The final customer, which is the consumer, is more interested in the story around the fur. Therefore, it is important to constantly feed information on the origin (arid south western part of Southern Africa, desert), ecological issues (sustainable range land management, predator tolerant production), farming techniques (sheep farming as opposed to wild fur trapping, code of practice for the industry) and social considerations (labour practices, minimum wages, no child labour, involvement of indigenous communities, upliftment programs of the rural poor). For the consumer, this information becomes even more attractive if linkages to Karakul farming and tourism exist.

The communication channel for the above mentioned market segments also differ. For example, the consumer does not attend the international fur trade fairs. The consumer likes to shop at fur boutiques and read the glossy fur magazines. The traders and, to some extent, manufacturers and furriers attend fur fairs. The auction house, designers and fashion houses might pay a visit to fur fairs. Therefore, the Board has about ten different communication strategies.

Board members and representatives from the industry must attend the major fur fairs to observe fashion, trade considerations, trends and market prospects. At times, the Board hires a booth with the aim to attract customers for business information exchange. Depending on the available budget, the Board acquires the skills of famous designers and reputable manufactures to put a Swakara fur garment collection together which is presented at the fur fairs in Europe and Asia. The aim is to make a fashion statement to boost the demand for Swakara. Besides showing the collection on the catwalk, a brochure, editorial material, photos and posters are made of the collection. The editorials and photos are meant for fur magazines like the *Pellice Moda*. Special editions publish the information material in the major languages (e.g. English, Japanese, Chinese, Russian, Italian and Spanish). Posters are sought after by the furriers to decorate their boutiques and to attract customers, while the brochures as well as the editorial and photo material in the furs magazines are aimed at the end consumer. The brochure has to inform the client on the origin, environmental and social issues around the production of Swakara.

Newsletters reporting on the figures and the number of skins on offer at the auctions are sent via the auction house prior to every auction to skin merchants and traders. Hang tags and iron-on Swakara logo labels are being supplied to furriers at no charge. Retailers and the customers like these labels. The hang tag – as described under a separate heading – contains useful information on the “bio-pelt from the eco-lamb”. As an ongoing promotional campaign, the Board donates skins to schools where prospective furriers are being trained. This has been successful in the sense that prominent designers, furriers and manufactures have been introduced to Swakara and have had the opportunity to work and experiment with the product. Many ex-students of these vocational training centres are still loyal to Swakara and stock the product. At the Frankfurt fur fair, a first, second and third price is annually awarded to the designer of the best garments made from Swakara as displayed at Frankfurt.

The Board has recently created a web site. The target groups are first and foremost skin dealers and traders as they need to be updated regularly on skins on offer and prices obtained. At a later stage the web page will be extended to target furriers, manufactures and consumers.

6. CAMDEBOO MOHAIR CASE STUDY ⁸

6.1 Specificity of the product

Description of product and use

The pillar concepts of Camdeboo Mohair are the production of mohair with unique characteristics (certifiable quality, produced in identifiable geographical area, produced according to a value system), that would differentiate Camdeboo from other mohair and serve as the basis for the development of a globally recognisable brand. Scarcer than cashmere, rare and precious, Camdeboo Mohair has many inherent qualities, including excellent crease resistance, good insulation properties (cool in summer, warm in winter) along with the ability to combine well with other natural fibres.

Camdeboo Mohair finds application in a number of diverse products, each with different end uses and markets which include exclusive apparel, knitted and brushed products and upholstery and carpeting. Figure 6.1 below provides a general indication of the end-uses of mohair based on fibre diameter. The markets for products containing mohair varies from home industries that offer craft products to exclusive boutiques that offer custom tailored products like exclusive men’s and ladies’ apparel and designer furniture.

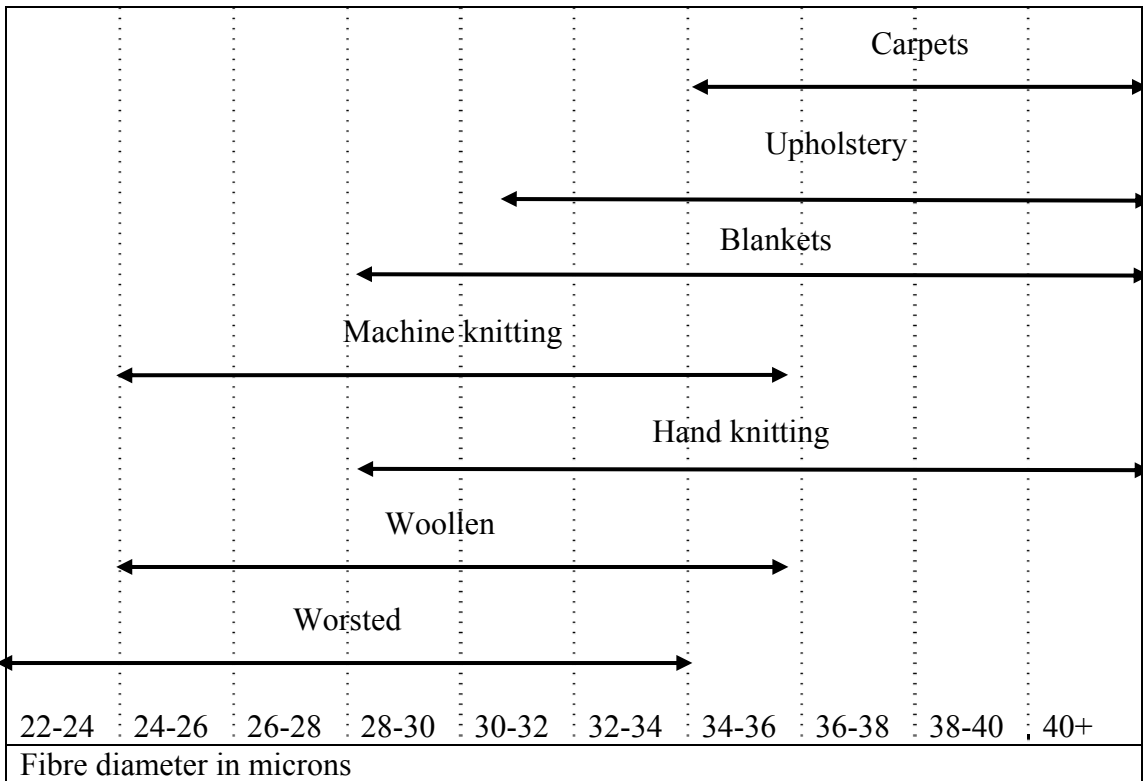


Figure 6.1: The markets and end-uses of mohair

Source: FAO (2005) & Loots (2005).

⁸ Danie Jordaan and Merida Roets.

From this figure it is evident that different types of mohair have quite different applications and demand characteristics. Camdeboo Mohair can be used for all of these applications since the Camdeboo clip is made up of the range of microns as depicted. However, the current focus of Camdeboo Mohair is the high quality section of the market, most of which is used in high quality luxury apparel for both men and women.

Evidence is available to show that the value-system that is being used to differentiate Camdeboo Mohair from the general clip is successful in presenting a unique product to the market. Tests were conducted by the South African Wool Testing Bureau on pure Camdeboo mohair tops and standard non-Camdeboo tops, both of similar high quality. Through recognised scientific methods for testing wool and mohair, a number of important physical parameters relating to the quality of the mohair were analysed. These parameters are related to the processing qualities of the mohair and ultimately the quality of the final item that is manufactured from the mohair. The tests revealed that mohair fibre produced by Camdeboo producers would generally be stronger (fewer breakages) and more uniform along its length than the “standard” mohair fibre. This enables the spinning of a finer and more uniform yarn. Furthermore, Camdeboo Mohair is certified free from impurities and is better classed. In other words, a Camdeboo mohair lot is more uniform throughout the bale. This is a particularly important feature when mohair tops are being made up, since inconsistencies cannot be corrected after the top-making processing step and high-end fabric manufacturers require a uniform, sheer and “pill-free” final fabric.

The comfort factor of the Camdeboo yarn was also found to be significantly higher than for a “standard” yarn despite both yarns being spun from similar tops. In all of these instances the Camdeboo mohair was found to have superior processing and final product attributes of like “quality” standard mohair (Reynolds, (2005)). Camdeboo Mohair does not possess these characteristics because of the genetic make-up of the angora goats used nor because of the nutrition that these animals receive. Instead, Camdeboo Mohair’s unique characteristics derive from a combination of the genetic make-up of the Angora goats found in South Africa, the unique vegetation and climate of the Camdeboo and surrounding regions of the Eastern Cape and the stringent animal management and clip handling practices used.

The implementation of the Camdeboo Mohair value system requires that producers are compelled (by a membership agreement) to adopt the “best practice system” as described below. As illustrated above, this value system yields mohair of exceptional quality with processing and final product attributes, superior to like-quality standard mohair.

Human factors

Angora goats, known for their production of long, white, and slightly curly, luxurious mohair fibres, were first imported into South Africa via India by Colonel John Henderson, a former British officer, in 1838 (Uys, 1988). The Sultan of Turkey had placed an embargo on the export of Angoras from Turkey at that time, and so the next Angora imports occurred only 15 years later. During that time the original Angora buck and its mother were crossed with the existing, common, short-haired goats of South Africa, and the progeny of these crosses formed the basis of the Angora Goat industry in South Africa. It is interesting to note that

such crosses are avoided at all costs today, because it creates an animal that carries a fibre known as cashgora, that cannot be used either as a mohair or as a cashmere).

By 1880 it was reported that there were between 2 and 2.5 million Angora goats in the Cape Colony (Uys, 1988). Since the first Angora goats were brought to South Africa, the husbandry of raising Angoras and growing mohair has developed and become ingrained as a craft in many families in the mohair producing area of South Africa (The South Eastern Cape Province).

Angora goats are notoriously “high maintenance” in that they are extremely susceptible to adverse environmental conditions and have, unfortunately, developed a weakness to abort. This has been ascribed to the breed’s inability to maintain blood glucose levels under stressful conditions (Herselman, Olivier and Snyman, 1998). This constraint has created an industry where the goats require constant and attentive human management interventions and a successful operation requires attentive and timely decision-making on the part of the Angora farmer. At the first sign of adverse weather conditions, farmers are compelled to provide supplementary feeding in the form of grain (starch) which serves to lift the blood glucose levels. A single delayed response to these severe weather warnings, or one day of under-feeding, will invariably result in a mohair clip that will display a severe break or weakness in the fibre (such a weakness is easily detected by “snapping” a lock of fibre between the fingers) or abortion.

Similarly, management decisions must constantly be made regarding selection and breeding decisions. Strict adherence to the Angora Goat Breed Standards is required to produce an animal that produces high quality fibre of a specific diameter, length, character and style, without kemp, that is robust enough to raise healthy kids, without impacting on the health of the animal. A higher incidence of reproduction problems and lower growth rates have been linked to the persistent selection for fibre production (i.e. there is a negative genetic correlation between body mass and fibre production) – this trend is now being reversed through due consideration of this negative correlation and adaptations made to the Angora Goat Breed Standards (Snyman, 1997).

Furthermore, the correct preparation of the clip requires specific skills in fibre classing and shearing management. These requirements are well described in the Mohair Classing Standards (Mohair SA, 2008) attached to this report as annexure 6.

Production processes

Angora goats are generally grazed extensively with shelter provided in adverse weather conditions. The terrain most suited to the production of Angora goats is dry, mountainous and rocky – conditions to which these goats (originally from Turkey) are well-suited. The dryness of the region, furthermore, creates an environment relatively free of internal parasites. The breeding season occurs in March and April (autumn) with kidding occurring in August and September (spring). Generally, the bucks are run with the does for 2 to 3 months over the breeding season. Supplementary feeding may be supplied specifically prior to cold snaps. Whereas fibre length is not very responsive to changes in nutrient status (this is more a genetic characteristic), fibre diameter increases with improved nutrient supply (Reis and

Sahlu, 1994). However, it must be remembered that finer fibres attain higher prices. For this reason, Angora goats are generally not supplied with additional feed but are dependant on the natural grazing, browse and shrubs that occur in the mohair production areas of South Africa. Angora goats are dipped for external parasites and dosed for internal parasites (if required). Vaccination and disease management programmes specific to the production region are followed. Depending on the farmer's production system, Angora goats may or may not be "washed" prior to shearing.

Angora goats are shorn twice a year, usually during March/April for the so-called summer clip and August/September for the winter clip (Van der Westhuysen, Wentzel & Grobler, 1988). After shearing, the mohair is classed on the farm into a number of classes broadly based on the quality of the mohair (length of the clip, style, character and whether the goats shorn are young kids or adults – this roughly defines the fibre diameter). After classing, the mohair is baled into distinctive class lots and either sent to a broker to offer it for sale or to a merchant, who buys the mohair, re-classes it and then also offers it for sale to mohair buyers.

The defining characteristic of the Camdeboo Mohair business system is that it seeks to create a recognised value system that guarantees the quality of mohair produced under the Camdeboo brand name. This, in turn, is supported by agreements throughout the supply chain to safeguard the quality and support the guarantees that are provided. Thus, agents already operational in this field have been licensed to assist in the identification and verification of Camdeboo Mohair.

The Camdeboo Value System entails that certain minimum requirements be met regarding the objectively measurable quality of the mohair and for those producers, to ensure mohair of exceptional quality to also apply certain best practice principles.

The broad outline of the value system includes:

- Producers are to follow basic best production practices for mohair through:
 - Progressive breeding to improve the genetic quality of the Angora goats which would in turn improve the quality of the mohair that is produced (no coloured fibres and no kemp).
 - Optimal shearing schedules to improve the quality of the mohair that is shorn (optimal fibre lengths)
 - Husbandry practices that are conducive to high quality mohair production (zero vegetable contamination).
 - Producers must take preventative action to eliminate pollution from the grazing area through production to the point of delivery.
 - Producers must adhere to accepted grazing systems that are environmentally friendly and conducive to sustainability. The veld of the Angora production area is particularly vulnerable to over-grazing. Thus, correct stocking densities and rotational grazing systems are applied to ensure the long-term sustainability of this particularly dry area.

- High standard of classing (clean shearing and baling sheds, zero contamination, no smoking) – (Generally, the agents must be present at shearing to ensure that these standards are met).
- Producers must adhere to the official classification and packaging standards determined by the mohair industry under the protection of the Marketing of Agricultural Products Act No.47 of 1996.
 - The consistency of the bales is checked before baling.
 - Bale samples are sent for fibre diameter testing.
 - The bales are delivered along with all other mohair to the Auction floor but these bales are marked with a “C”.
 - Agents still receive commission on the price paid (as with all mohair that they are marketing).
 - Camdeboo Mohair is paid 0.8% of the final product price.

Through the implementation of this value system, Camdeboo has achieved a verifiable difference in the pure physical attributes of mohair produced by Camdeboo producers versus that of other (non-Camdeboo) mohair producers. Because of this perceptible difference a premium of 5% to 12% is paid for Camdeboo Mohair on the auction floor.

Indication

Camdeboo is the name of a region in the Eastern Cape of South Africa. Originating from the Hottentot’s language, "Camdeboo" is an old name for the eastern plains of the arid and starkly beautiful Karoo region of South Africa. It was the book by Eve Palmer "The Plains of Camdeboo" which firmly established the name. The word Camdeboo is also described as a Hottentot word meaning "thirst-land" characterising the dry and arid climate of this specific region of South Africa.

Area of production (specific geographical boundaries)

The Camdeboo region lies within the confines of the Eastern Cape Province which is also the premier mohair producing area in South Africa and has the most suitable farmland for Angora farming. The Camdeboo region of South Africa has long been recognised, both locally and internationally, as the superior mohair producing area (see annexure 7).

Geographically distinctive features

The suitability of the Eastern Cape, and more specifically the Camdeboo region, for the production of mohair can be ascribed to the historical establishment of on-farm infrastructure (shelter, shearing sheds, kraals, dipping facilities, fencing, etc.) for the production of fibre producing animals (wool producing sheep and mohair producing goats), shrub vegetation that is well suited to the browsing requirements of goats and a predominantly healthy climate relatively free of the serious small stock diseases commonly found in other areas of South Africa.

Although the area known as Camdeboo was first conceptualised in literature in the 1940's, the area between Jansenville, Aberdeen and Graaff-Reinet is also commonly referred to as the Camdeboo Plains from a botanical perspective (Vlok and Euston-Brown, 2002). Over 218 different species of plants were identified in this area which includes Camdeboo Escarpment Thicket, Eastern Lower Karoo and Lower Karoo Gwarrieveld veld-types (Campbell – personal communication).

The specific thicket that occurs here is known as the Sundays River Thicket. The following species of plants are endemic to this specific thicket: *Aloe bowieae*, *Aloe gracilis*, *Brachystelma cummingii*, *Brachystelma schonlandianum*, *Brachystelma tabularum*, *Ceropegia dubia*, *Ceropegia zeyheri*, *Encephalartos horrida*, *Euryops ericifolius*, *Gasteria baylissiana*, *Glottiphyllum grandiflorum*, *Haworthia arachnoidea* var. *xiphiophylla*, *Huernia longii*, *Lotononis micrantha*, *Orthopterum coeganum*, *Pelargonium ochroleucum*, *Rhombophyllum rhomboideum*, *Strelitzia juncea* and *Tritonia dubia* (Vlok and Euston-Brown, 2002). According to Vlok and Euston-Brown (2002) “...herbivores are probably particularly important to maintain the dynamics and species richness of the Mosaic with Nama Karoo units along the floodplains of the local rivers. Here species such as *Acacia Karoo* may become dominant in the absence of large herbivores. A finely balanced sequence of defoliation by herbivores to those by fire is probably periodically required to maintain the species richness of these Mosaic units. Both herbivores and fire thus seem to have played an important part in the evolution of the Sundays Thicket units and the plant species endemic to it. Not all the Sundays River Thicket units are, however, equally resilient against the potential impacts of large herbivores. Especially those of the more arid areas, Sundays Arid Thicket, seem to be very sensitive to the severe grazing impacts. Once the canopy cover of these Thicket units is fragmented, the vegetation is rapidly (and probably irreversibly) altered to a depauperate form of Nama Karoo...”.

There are thus several plants that are endemic to this area and it is alleged that the grazing of herbivores has played an important role in the evolution of the habitat and is, furthermore, important for the continued maintenance of this unique habitat. It must be remembered also, that over-grazing of this area will cause irreparable damage. In the Camdeboo, this finely balanced animal-plant-human dynamic has both created and maintained this distinctive geographical area which is so specifically suited to mohair production.

6.2 Level of use and marketing exposure

Mohair is primarily an export product with the first exports of mohair already taking place in 1857 when 400 kilograms of unprocessed mohair to the value of £10 were exported to Britain (Pringle & Döckel, 1989). During the 160-years of existence of the South African mohair industry, the extent of the industry has increased significantly and during 2003 approximately 5 million kilograms of mohair to the value of approximately R 186 million were exported. By 2008, approximately 680 tons of Camdeboo Mohair had been produced, making it an exceptionally exclusive product.

South African mohair is primarily exported to Europe and Asia, with Europe importing approximately 57.5% and Asia, 41.3% of South African mohair exports. Table 6.1 below

summarises the exports of South African mohair to its respective main export markets as a percentage of the total exports of South African mohair. Mohair exports from South Africa are also very concentrated, with three countries - the United Kingdom, Italy and France - buying 51% of mohair exported from South Africa. If Taiwan and India are included, 77% of mohair exports from South Africa are bound for only five importing countries (Mohair South Africa, 2004).

Table 6.1: Export destinations for South African mohair (1999-2003)
Percentage of total export by weight

| Export Region | 1999 | 2000 | 2001 | 2002 | 2003 | 2004 |
|--------------------|---------------|---------------|---------------|---------------|---------------|---------------|
| United Kingdom | 33.29 | 20.75 | 10.09 | 15.31 | 11.30 | 10.45 |
| Continental Europe | 28.83 | 43.72 | 36.74 | 41.35 | 31.41 | 48.40 |
| Asia | 37.62 | 34.64 | 51.57 | 42.59 | 57.22 | 40.06 |
| Other | 0.26 | 0.89 | 1.61 | 0.74 | 0.07 | 1.10 |
| Total | 100.00 | 100.00 | 100.00 | 100.00 | 100.00 | 100.00 |

Source: Mohair South Africa (2004).

Collectively, Camdeboo producers produce 12% of the total global mohair clip and almost all of the most exclusive quality mohair available in the world (Camdeboo information brochure). Since its inception, Camdeboo Mohair has built a very strong reputation as a global player in the high quality mohair sector, and this producer-driven company has managed to successfully establish itself worldwide as an authoritative mohair trademark, guaranteeing exclusive mohair quality.

Recent price analyses have revealed that Camdeboo producers earn, on average, 5% to 12 % higher prices for mohair than producers of standard mohair of like quality. The price data reveals that, during 2001, 2002 and 2003 Camdeboo producers earned on average 7%, 13% and 16% respectively more than the overall average market price for the same period (Reynolds, Personal communication, 2005). It is noteworthy how, on average, Camdeboo producers' prices have increased in comparison to average market prices as the Camdeboo initiative has gained momentum.

6.3 Understanding the current industry framework

Collective structure

The Camdeboo concept was the brainchild of six leading mohair producers who recognised the value and importance of collective marketing and the establishment of a globally recognizable brand in combination with a stronger aligned and coordinated supply chain within the dynamic global agricultural marketing environment. The initial group of six producers agreed to form a company, Camdeboo Mohair, during 2000 that would, by including more producer partners, grow to become the world's primary source of exclusive quality mohair. The vision of the company is to produce the highest quality mohair in the world and offer a customer based service in support of this activity.

Camdeboo Mohair is a producer-owned company with membership in 2008 totalling some eighty-four South African mohair producers, who are primarily located within a radius of

300km from Port Elizabeth. Membership is obtained on payment of the R 4500 membership fee, followed by permission granted for Cape Mohair and Wool (CMW) and BKB Limited to do background research on the mohair produced by the producer. Membership is granted if producers can meet and maintain the minimum Camdeboo quality related standards prescribed by the Camdeboo Value System. The members of the company all pay an annual “membership fee” and are subject to trial membership to ensure that the producer conforms to the quality standards that the company sets for its members and which are assessed by BKB and CMW agents). A probation period is also applicable, should the quality of the producer’s mohair drop below the standards necessary to market the producer’s mohair as Camdeboo mohair.

Currently, the core of Camdeboo’s members consists of leading South African mohair producers that have proved themselves as producers of the most exclusive quality mohair available. The stature of Camdeboo’s producers is evident from the various prestigious international quality-related awards that these producers continuously win in recognition of mohair of exceptional quality.

Camdeboo Mohair is by no means “exclusive”. In fact, its organisation is extremely inclusive. All currently existing marketing mechanisms have been invited to contribute to the process of assisting all mohair farmers in delivering top quality fibre to the end market. Thus, agreements are in place between Camdeboo Mohair and BKB and CMW agents to ensure that mohair which meets the exacting standards of Camdeboo Mohair finds its way, properly sorted and labelled, to the auction floor so that producers can enjoy the higher prices that result.

Farming systems

Camdeboo producers vary in size but generally speaking the bulk of mohair producers for Camdeboo Mohair are medium to large scale farmers. Farms on which mohair is produced can vary between a few hundred hectares in parts of the region with high carrying capacity to farms that stretch over many thousands of hectares in parts of the region that are very dry and arid and have a low carrying capacity. Mohair production is usually complemented by other farming activities that include the production of wool, mutton, beef, and to a lesser extent game, Boer goats, ostriches and crops. The choice of which is dependant on climatic and vegetation conditions.

Supply chain: current relationships of farmers with downstream actors

The Camdeboo Mohair Company was established with the aims to establish partnerships with mohair clients through personal interaction and the licensing of clients to use the globally registered Camdeboo brand name. The Camdeboo concept integrates planning, controlling and optimising the flow of information and Camdeboo mohair from the point-of-origin through the mohair supply chain between producers, service providers and end-users with a primary focus on satisfying the needs of the end-user. As mentioned previously, licensing agreements have been established with BKB and CMW to pay particular attention to the shearing, classing and preparation of mohair deemed of Camdeboo standard. For this

extra effort, these agents earn commission as usual (but obviously the commission, which is percentage based, is more because the Camdeboo clips earn higher prices).

Camdeboo Mohair has, furthermore, also sought to have Camdeboo Mohair clips processed on commission to avoid the general monopoly that the two top-manufacturers in the world enjoy regarding prices paid. This has proved rather difficult in that these top-manufacturers prefer to own the mohair that is processed. However, negotiations have been undertaken that the mohair is processed on commission, and Camdeboo Mohair has then directly negotiated with several fabric manufacturing firms and final designers regarding the final presentation of the product. Thus, several activities have been undertaken to move Camdeboo Mohair through the value-chain whilst retaining ownership of the clip until final product manufacture. This process has not been undertaken with the entire clip due to the difficulty in negotiating fibre processing on commission. However, it is the aim of Camdeboo Mohair to channel more of the clip through this process, so that higher values of the final product can be returned to the original product producers. To effect this, the business form of the company will soon be changing to include shareholding by the producers. In this way a dividend could be paid to farmers based on the values attained for the final high-end exclusive products.

The general mohair value-chain is shown in Figure 6.2 below. It should be noted that this is the same value-chain used by Camdeboo Mohair. However in the case of Camdeboo Mohair, certain activities and contracts along the chain are driven personally by Camdeboo Directors to ensure that the final product is utilised in only pre-determined products.

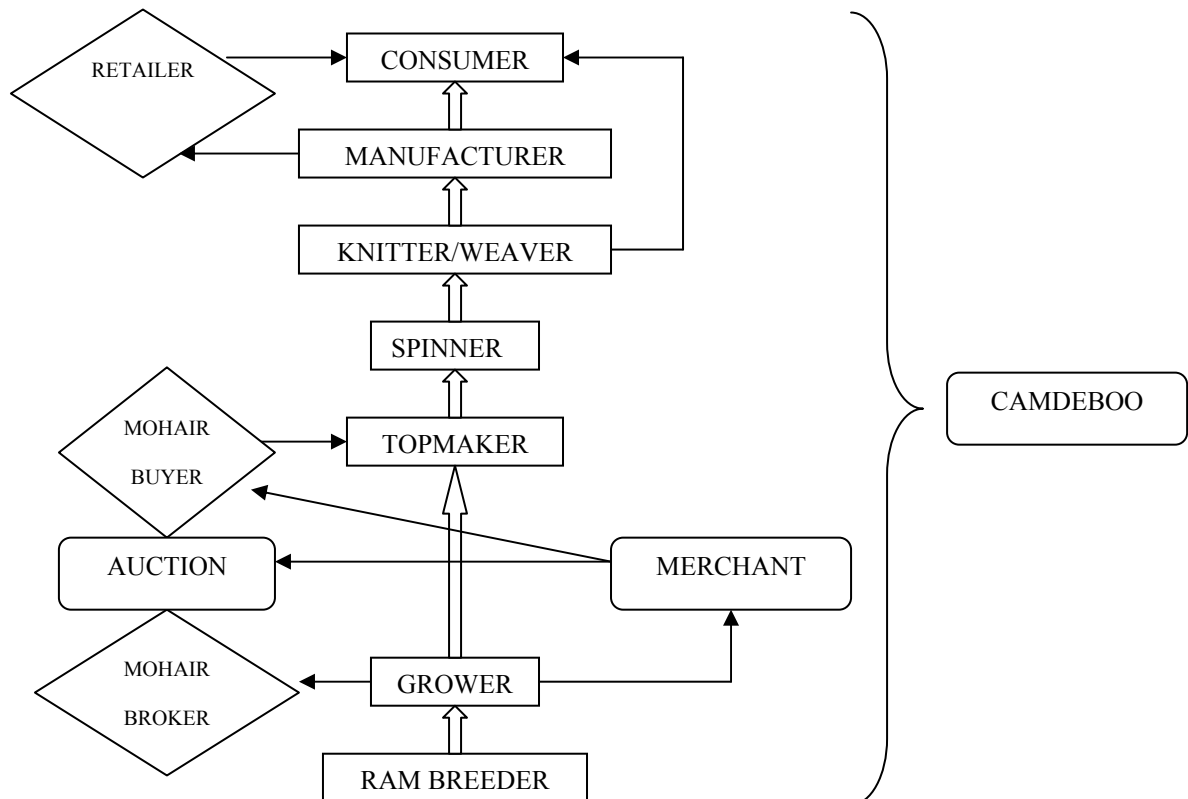


Figure 6.2: Mohair supply chain

6.4 Ownership structure surrounding the indication and existing attempts to register ownership

Camdeboo Mohair is a registered company under South African law. The Camdeboo trademark has been registered in the most important markets for Camdeboo Mohair. As already mentioned, the company is moving towards shareholding for its members so that profit-sharing can take place.

6.5 Existing certification bodies within the indication

Currently the Wool Testing Bureau tests and certifies the quality of all wool and mohair offered for sale in South Africa, and CMW and BKB verify the methodology used to present the clip for sale. However, CMW and BKB agents are also licensed to verify that the clips that are of Camdeboo standard can be labelled with a “C” when baled and transported to the auction floor. Thus, a verification and certification process is in place.

6.6 External support

No external support has been forthcoming in establishing and growing the Camdeboo Mohair Company or building the reputation and brand. This process has been wholly driven and financed from within the company.

6.7 Conclusion

It is the opinion of the authors that Camdeboo Mohair has all the elements of a GI. It is a differentiated, unique, quality product with geographic, biological and human elements (none of which can be seen in isolation), a level of collective action exists and the capacity to drive the initiative could be created. The fact that there has already been an instance of usurpation (Mr Paul Michau – personal communication) emphasises the need to seek stronger protection of the name and the GI route should be further explored in support of stronger international protection.

References

FAO (2005). The end uses of wool. [Web: <http://www.fao.org/docrep/v9384e/v9384e04.htm>]

Herselman MJ, Olivier JJ and Snyman, MA (1998). Studies on small ruminant breeds with inherent differences in fibre production and ewe productivity. 1. Relationship between ewe productivity and wool production potential. *S.Afr.J.Anim.Sci.* 28:1. Pg 1 – 8.

Mohair SA (2008). Mohair SA. [Web: <http://www.mohair.co.za>]

Mohair South Africa (2004). Mohair Review. Mohair South Africa Ltd, Port Elizabeth, South Africa.

Pringle WA and Döckel JA (1989). The South African Angora Goat and Mohair Industry. *The South African Journal of Economics*, 57 (3).

Reis PJ and Sahlu T (1994). The nutritional control of the growth and properties of mohair and wool fibers: A comparative review. *J.Anim.Sci.* 72: 1899-1907.

Snyman MA (1997). Grootfontein's role in servicing the needs of the Angora goat industry: Current research projects. In: Commercialisation of Indigenous Goat Production and Products in South Africa (Ed. M. Roets). Proceedings of a workshop held at the Irene Animal Nutrition and Products Institute of the Agricultural Research Council on 24 June, 1997, Pretoria. Pg 100 – 102.

Uys DS (1988). Cinderella to Princess. The Story of Mohair in South Africa. 1838 to 1988. The Mohair Board: Port Elizabeth.

Van Der Westhuysen JM, Wentzel D and Grobler MC (1988). Angora Goats and Mohair in South Africa. (3rd ed.) Port Elizabeth, RSA:NMB Printers.

Vlok JHJ and Euston-Brown DIW (2002). The patterns within, and the ecological processes that sustain the Subtropical Thicket Vegetation in the planning domain for the Subtropical Thicket Ecosystem Planning (STEP) Project. Report No. 40. Terrestrial Ecology Research Unit, University of Port Elizabeth, Port Elizabeth.

7. KAROO LAMB CASE STUDY⁹

7.1 Making the case for investigating Karoo Lamb as a potential GI

Windmills, sheep, farm homesteads, endless vistas, home-baked bread and hospitable evenings. These images are engrained in the minds of many South Africans when they think of the Karoo. Because of these images, and the tranquillity and honesty of the Karoo way of life, the “Karoo” concept has become synonymous with quality, tradition and wholesomeness. The reputation for quality which is embedded in words such as ‘Karoo’ has significant marketing potential and is as such already sought after by producers, who often have little or no link to the region.

The Karoo covers almost 50% of the total land surface of South Africa and is sparsely populated, far away from major urban and distribution centres. This lonely corner of the earth is home to one of South Africa's living treasures: flocks of sheep, grazing freely amongst the scattered shrubs. Karoo shrubs are palatable and meet the nutritional needs of the grazing animals year round (Le Roux, Kotze, Nel & Glen, 1994). Their meat is spiced on the hoof and described as *“mouth-wateringly succulent, imbued with the subtle, fragrant flavours of the Karoo bush”*. It is not surprising as they feed on thousands of different species of wild herbs, where sheep normally feed on one type of grass. It is a most exquisite lamb, world-renowned as free-range Karoo lamb.

It is widely argued that the particular taste is the result of the animals foraging on fragrant Karoo shrubs (e.g Estler, Milton and Dean, 2006). A further theory is that the taste results from the free-range conditions under which the animals roam. It is still not scientifically established what the difference is and very few people have discovered the secret, but as some people argue, “my palate knows the difference”. By all accounts, most chefs agree that we have something special in Karoo lamb.

The production area

The great semi-arid area stretching north-eastwards from the Cape is called the Karoo. It is typically a flat and dry shrubland. Rainfall is sporadic, less than 500 mm a year, in some places a great deal less. Periods of drought last for several years, affecting the region and its plant growth.

Total gross income from agriculture in the Central Karoo District Municipality, an area which roughly represents the Karoo region, was R147,9 million in 2002, with sheep providing the largest share (54%), followed by animal products such as wool and mohair (22%).

Production processes

The farming system of a typical Karoo sheep farmer is an extensive and low-input system in an area with very low grazing capacity. The natural pasture varies from mixed grass and

⁹ Johann Kirsten and Hester Vermeulen.

shrub veldt to Karoo shrub veldt and is described by Acocks (1988) as arid Karoo. The official grazing capacity in most of the area is estimated at 35 ha per large stock unit. The climate is characterised by severe winters and hot summers.

Windmills and wire fencing entered the farming practices of the north-eastern Karoo in the final decades of the nineteenth century. A new grazing system came into being, comprising artificial water sources and camps in which sheep and other livestock ranged freely. By the late 1920s this had displaced the old shepherding-plus-kraaling arrangements. It was predicted at the time that the new methods would raise stocking rates, improve veldt cover and lessen soil erosion.

Most of the farmers producing Karoo Lamb operate farms in excess of 1 000 ha and flock sizes above 200 ewes. Ram and ewe lambs are usually sold to registered abattoirs as soon as they reach a body weight of approximately 30 - 40 kg. These abattoirs have links with meat distributors/wholesalers that sell into the retail and catering trade.

Production is virtually organic except for minor doses for typical sheep diseases such as blue tongue. Karoo lamb is marketed straight from the veldt and no additional feed is provided. It does, however, happen that some farmers fatten the sheep in a feed lot before marketing. There is a general belief, as well as anecdotal evidence, that these animals lack the distinctive taste of those that have grazed the natural veldt.

There is, however, some debate as to whether the distinctive taste depends, at least partly, on the specific breed of sheep such as the 'Dorper' or the 'Merino'. The debate also raises the question whether only certain bushes forming part of the Karoo shrubs contribute to the distinctive taste, which then makes the demarcation of the production region so critical. As a result, demarcation of the Karoo region has been a central issue from the inception of the case study. The eventual plotting of the Karoo map was arrived at in consultation with all stakeholders, using scientific evidence, mainly based on vegetative and soil classification.

The product and its existing reputation (exposure of the product)

Sheep is produced in most regions of South Africa, barring the country's far northern reaches. South African sheep is usually produced on natural pastures and in arid areas such as the Karoo region, renowned for its high quality mutton. Certain breeds have been specifically bred for arid areas. The two most important sheep breeds (mutton) in South Africa are the Dorper and Merino breeds (SAMIC).

The Dorper breed, a white-bodied sheep with a black head, was developed in the 1940's in the Karoo region of South Africa, by crossing the imported Blackhead Persian (a fat-rumped hair breed that is adapted to harsh arid environmental conditions) and the British Dorset Horn (Snowder & Duckett, 2003:368). Currently the Dorper breed is the second largest breed in South Africa and has spread throughout the world. A live weight of about 36 kg can be achieved by the Dorper lamb at the age of 90-120 days (3-4 months), with carcass weight of approximately 16 kg (Breeds of livestock, 1999).

The South African Mutton Merino is a dual-purpose (mutton and wool) sheep breed, which was developed from an imported German Merino breed. It has adapted to most South

African environmental conditions. It is bred specifically to produce a slaughter lamb at an early age (35 kg at 100 days of age) whilst still being able to produce good volumes (4 kg) of medium to strong wool (Breeds of livestock, 1999:1). The breed is characterised by a high growth rate and produces slaughter lambs with good meat quality attributes (Neser, Erasmus & Van Wyk, 2000).

In South Africa, carcasses are classified according to age and fat class (Agricultural, Product Standards Act 119 of 1990 and its regulations). Age is described according to the number of permanent incisors with age class A = 0 teeth, AB = 1-2 teeth, B = 3-6 teeth and C = more than 6 teeth, while carcasses are grouped into seven fat classes by means of visual appraisal of subcutaneous fat (SCF) (fatness class 0 = less than 1.0 % SCF, to fat class 6 = more than 17.6 % SCF, excessively over fat).

At present there is no existing scientific literature on the sensory qualities of Karoo lamb and/or mutton. As noted earlier, Karoo lamb/mutton has become associated with a unique and desirable flavour, which has been described as much sought after. In order to protect the geographical name of the Karoo, as well as the indigenous resources associated with Karoo lamb/mutton, the potential exists for the establishment of a geographical indication based on its reputation. This reputation is partly derived from its perceived quality as well as the nostalgia evoked by the Karoo region.

The product 'Karoo Lamb' has been part of the South African culture for more than a hundred years. It is part of the 'Afrikaner' and also 'Cape' cuisine, and many regions and towns in the Karoo market their towns, restaurants and guest houses as 'the home of Karoo Lamb'. On the menu of most of the restaurants and guest houses in the Western Cape and Northern Cape you will notice the various dishes made from 'Karoo Lamb'. With many Afrikaners being urbanized over the last 40 years and the connection to rural South Africa to a large extent lost, the nostalgia around the traditional Afrikaner way of life is in a way rekindled through the association with Karoo Lamb.

Apart from a strong geographical connotation, there is also a cultural link ensconced in the 'Karoo Lamb' concept. Difficulties arise however, as there is no certification and guarantee that the product, which is marketed as Karoo Lamb, truly originates from the Karoo. There is only one retail chain, Woolworths, that has a strict certification system in place which verifies claims that the lamb and mutton sold in their stores are free range and originate in the Karoo.

This case study deals in essence with the reputation and image of a product that faces the risk of usurpation. Restricting the use of the indication "Karoo Lamb" to products originating from that area through proper marketing, distribution and collective certification could result in preservation of reputation and a price premium for the producers of Karoo Lamb whilst preventing consumers from being misled.

7.2 The research process and objectives

This case study presented specific challenges to our research team. Since the Karoo region is so vast and diverse, there is hardly any sign of collective structures that engage in joint

marketing or advertising. Farmers are typically organized in district farmers' unions, and many of the producers of Karoo Lamb are members of the national Red Meat Producers Organization (RPO) as well as of the relevant provincial chapter (Northern Cape, Western Cape or Eastern Cape) of that organisation. The RPO is primarily a lobby organization concerned with government policy matters, animal health, prices, standards and general market issues. As a result, there is no collective system or structure to promote Karoo Lamb as a product with a certain uniqueness and reputation. There is also no collective system of quality management and certification of Karoo Lamb. Consumers rely to a large extent on the *bona fides* of the butcher/retailer or the restaurateur.

It was considered important for the research process to consult widely with stakeholders in the Karoo. A number of meetings were organised to facilitate the necessary consultation. A first meeting was held to test stakeholders' interest in pursuing the protection of the Karoo name to prevent misuse of the name by food companies. This meeting took place on 7 August 2006 on the farm Dombietersfontein near Victoria West in the Northern Cape. In addition to the project team¹⁰, the meeting was attended by 14 local farmers, 3 individuals representing the downstream chain, as well as representatives from the Provincial Department of Agriculture in the Western Cape. Many of the participants expressed interest in this initiative and there was a request by the farmers for information on the following issues:

- Definition of the Karoo.
- The nature of the Karoo reputation.
- Description of the product and how to produce it.
- The link between the area and the product.

Of major concern, however, was the fact that there was no organisation that could take ownership of the name Karoo Lamb. The farmers subsequently requested the project team to continue leading the project. As a result of these priorities, the case study essentially focused on a number of key issues which, in most instances involved many of the stakeholders in the Karoo Lamb supply chain within the Karoo region:

1. Establishing the value and reputation of the 'Karoo' designation;
2. Identifying current trademarks consisting of /containing the word "Karoo" ;
3. Demarcating the Karoo region through a combination of boundaries based on vegetation (veldt type) and political considerations;
4. Assisting producers of Karoo Lamb in the drafting of a code of farm practices to be used in the production of Karoo Lamb;
5. Identifying the sensory attributes as well as consumer perceptions of Karoo Lamb and their association with the region. In order to scientifically test the 'taste' associated with Karoo Lamb and to determine the demand for the product, we

¹⁰ Prof Johann Kirsten (UP); Dr Dirk Troskie and Mr Herman Hugo (Dept of Agriculture, Western Cape).

embarked on a number of studies (again illustrating the link between biological and consumer sciences) to verify the reputation and thus economic value of the product. The purpose of the sensorial analysis as well as the chemical analysis (of meat and scrubs) was to compare the fatty acid profiles, sensory attributes and cooking-related properties of *M. semimembranosus* (leg), cooked according to a moist heat cooking method, of Age B mutton from fat class 3-4 of Dorper and Merino from the Karoo with that from other production areas using quantitative descriptive analysis. The primary purpose was to determine whether there is any link between the natural properties of a specific region and the chemical compounds found in the fatty acids, and thereby to confirm the notion that lamb produced in the Karoo region is different (in terms of sensory attributes) from lamb produced in other regions of the country; and

6. Assessing the reputation of the Karoo as a region for the production of lamb and mutton by analyzing consumer perceptions. The method used was to establish consumers' awareness and perceptions of South African mutton and to measure consumers' degree of appreciation of mutton linked to a particular geographical area of production. The aim was not to establish the consumer's willingness to pay for a particular product, but to test consumers' perceptions and general awareness so as to assess the level of 'reputation' of the product.

The initial meeting was followed by a number of subsequent meetings and it was interesting to note how, as the case study continued, a number of additional role-players became interested. These additional interested parties could be categorised into three groups:

1. Current residents of the Karoo;
2. Previous residents of the Karoo who still have part-time interests in the area; and
3. Individuals and/or organisations with administrative or research interests in the Karoo Region. These include representatives from three Provincial Departments of Agriculture (Eastern Cape, Northern Cape and Western Cape) as well as from the Institute for Development Support at the University of the Free State. A representative from The South African Agricultural Processors Association attended the meeting at the request of the Western Cape Department of Agriculture to provide assistance with respect to the World Trade Organisation's rules applicable to GIs.

The second meeting took place on 12 June 2007 at Meltonwold farm, near Victoria West. The purpose of this meeting was to provide a progress report on the various issues identified at the first meeting as well as to discuss certain key issues with residents. Some of the issues addressed included the reaching of consensus on the plants to be used in the sensory analysis, the demarcation of the Karoo region as well as the issue of ownership of the Karoo designation.

The third, and to date most recent meeting, was held on 9 November 2007 at the Wagon Wheel Inn near Beaufort West. Its objective was to provide feedback on the results of the project to the interested parties. Agreement was reached with respect to the following:

- The demarcation of the Karoo Region;
- The significance of the Perception Survey;
- The significance of the Sensory Analysis;
- The need for the establishment of some organisation such as a Trust that can be the “owner” or the guardian of the Karoo Lamb designation. However, it was recognised that due cognisance must be taken of existing and potentially conflicting interests in the designation ‘Karoo’; and
- The need for a basic set of production principles associated with the Karoo Lamb designation.

This case study focused on the specificity and reputation of Karoo lamb in order to determine the potential for GI-type IP protection. Such protection could unleash considerable economic potential for a generally arid and impoverished region.

7.3 “Karoo” as a marketing asset

In order to investigate the possibility of registering KAROO LAMB as a certification or collective trade mark, a search was conducted at the South African Trade Marks Office to identify existing trade mark applications/registrations which consist of the words KAROO and/or KAROO LAMB. The search was conducted in class 29 of the Nice International Classification system which covers the following goods: *“Meat, fish, poultry and game; meat extracts, preserved, dried and cooked fruits and vegetables; jellies, jams, compotes; eggs, milk and milk products; edible oils and fats”*. The results of the search are summarised in Table 7.1.

Table 7.1: Trade mark applications/registrations containing the word Karoo and/or Karoo Lamb

| TRADE MARK | DISCLAIMER | PROPRIETOR | FILING DATE | STATUS | NICE INTERNATIONAL CLASSIFICATION |
|----------------------|---|---|------------------|------------|--|
| KAROO | None | Tiger Food Brands Intellectual Property Holding Company (Pty) Limited | 22 December 1977 | registered | Class 29: Fish, preserved, dried and cooked fruits and vegetables; jellies, jams, eggs |
| KAROO | Registration shall give no right to the exclusive use of the word KAROO | Foodcorp (Pty) Limited | 16 March 1983 | registered | Class 29: Meat and meat products, poultry and game included in this class |
| DOORNBULT KAROO LAMB | Mark only to be used with respect to lamb and mutton originating in the Karoo | Econotech CC | 13 January 1995 | registered | Class 29: Meat and meat extract, meat products |
| KAROO GOLD | Registration shall give no | Andrew Meintjies | 19 August 1998 | registered | Class 29: Processed meats, |

| TRADE MARK | DISCLAIMER | PROPRIETOR | FILING DATE | STATUS | NICE INTERNATIONAL CLASSIFICATION |
|-------------------------------------|---|---|------------------|------------|--|
| | right to the exclusive use of the word KAROO | Conroy | | | meat, game, poultry and meat extracts |
| KAROO LAMB FREE RANGE PRIME QUALITY | Registration shall give no right to the exclusive use of the word KAROO | Klein Karoo International (Pty) Limited | 20 February 2007 | Advertised | Class 29: Meat, meat extracts and meat jellies |

The existence of these marks is likely to pose an obstacle to the registrability of KAROO LAMB as a certification or collective trade mark. Of particular interest are the marks KAROO LAMB FREE RANGE PRIME QUALITY and DOORNBULT KAROO LAMB.

In the case of KAROO LAMB FREE RANGE PRIME QUALITY, exclusive rights to the name KAROO have been disclaimed but no disclaimer has been entered with respect to the use in combination KAROO LAMB. The South African Trade Marks Act 194 of 1993, however, provides in section 10 for the possibility to refuse/remove a mark based on, amongst others, that the mark is inherently deceptive or that its use is likely to deceive or cause confusion. As the mark KAROO LAMB FREE RANGE PRIME QUALITY is used with respect to lamb originating in regions other than the Karoo, it could be argued that it is deceptive and misleading. It should thus be possible for interested parties to bring expungement proceedings to have the mark KAROO LAMB FREE RANGE PRIME QUALITY removed from the Register.



In the case of DOORNBULT KAROO LAMB, the mark has been endorsed with a limitation to the effect that it may only be used with respect to lamb and mutton originating in the Karoo. Use of this mark in accordance with its endorsement would, therefore, not be considered misleading. Having this mark expunged may thus prove more difficult, unless it has not been used for a consecutive period of 5 years, in which case it may be expunged in accordance with the provision of the South African Trade Marks Act. A more likely option would be to explore the possibility of approaching the Registrar for a disclaimer with respect to exclusive rights to the words KAROO LAMB. Given the descriptive nature of these words, such a request is unlikely to be refused.

The trade mark search confirms that various companies are developing marketing strategies around the name Karoo and/or Karoo Lamb. There are furthermore many illustrations of entrepreneurs in Karoo Towns who use the Karoo image in the marketing of their products (see the pictures below). This highlights the value which can be derived from the Karoo designation and the need to ensure that it is legitimately exploited. Unfortunately, there are many instances where the name Karoo is used with no confirmed link with the Karoo region or at least no guarantee that the product originates from the Karoo. A geographical indication system will serve to preserve the reputation of Karoo Lamb and allow all legitimate actors to appropriate the commercial benefits derived from the designation.

7.4 Where is the “Karoo”?

As mentioned, the task of demarcating the Karoo region has been fairly contentious, necessitating several engagements with farmers, botanists and officials from the Department of Agriculture. At the first meeting with interested parties, the Project Team was granted a mandate to define the Karoo Region. Based on this mandate, a map of the Karoo was prepared by the Geographic Information System (GIS) Team, in particular Mr Mike Wallace from the Western Cape Department of Agriculture. The proposed map of the Karoo was presented at the second meeting. The map defined the boundaries of the Karoo as follows:

1. The Western and Southern borders of the Karoo were defined by the boundary between the winter and summer rainfall areas of South Africa (Schultze, 1997).
2. The Northern border was defined by the Gariiep River (SIRI, 1987).
3. The Eastern border was defined by the Winterberg mountain ranges (SIRI, 1987).

Participants at the second meeting commented that, as the unique characteristics of Karoo Lamb derived from a specific plant species, vegetation and veldt type should be used to define the Karoo Region. Further, in order to ease administration, it was decided to overlay the veldt type with Municipal Boundaries.

Following subsequent inputs from the veldt scientists of the Northern Cape Department of Agriculture, a selection of six of the most commonly found plants were identified. In selecting the plants, consideration was given to which plants, according to popular opinion, are believed to contribute most to the distinctive flavour of Karoo Lamb. As they say: “You know when you are in the Karoo”! These plants are *Planthus karrooicus* (“Silverkaroo”), *Pentzia spinescens* (“Skaapbossie”), *Eriocephalus ericoides* (“Kapokbossie”), *Salsola glabrescens* (“Rivierganna”), *Pentzia incana* (“Ankerkaroo”) and *Pieronia glauca / rosenia humilis* (“Perdebos”).

For purposes of the second draft of the map, the most recent vegetation data in South Africa (Mucina and Rutherford, 2006) was used. This was overlaid with the political boundaries of the various municipalities (Demarcation Board, 2006). The resulting municipalities, in which some of the shrubs occur at least partially, are presented in Table 7.2.

Table 7.2: Municipalities in which some of the identified Karoo shrubs occur

| NAME | TYPE | PROVINCE | DISTRICT | Area (km ²) |
|-----------------|------|---------------|----------|-------------------------|
| Camdeboo | B | Eastern Cape | DC10 | 7230 |
| Blue Crane | B | Eastern Cape | DC10 | 9836 |
| Ikwezi | B | Eastern Cape | DC10 | 4453 |
| Baviaans | B | Eastern Cape | DC10 | 7727 |
| Inxuba Yethemba | B | Eastern Cape | DC13 | 11592 |
| Tsolwana | B | Eastern Cape | DC13 | 6025 |
| Inkwanca | B | Eastern Cape | DC13 | 3584 |
| Maletswai | B | Eastern Cape | DC14 | 4358 |
| Gariep | B | Eastern Cape | DC14 | 8911 |
| ECDMA10 | DMA | Eastern Cape | DC10 | 13280 |
| ECDMA13 | DMA | Eastern Cape | DC13 | 133 |
| Letsemeng | B | Free State | DC16 | 10225 |
| Kopanong | B | Free State | DC16 | 15248 |
| Mohokare | B | Free State | DC16 | 8776 |
| Tokologo | B | Free State | DC18 | 9326 |
| Nama Khoi | B | Northern Cape | DC6 | 15025 |
| Kamiesberg | B | Northern Cape | DC6 | 11742 |
| Hantam | B | Northern Cape | DC6 | 27968 |
| Karoo Hoogland | B | Northern Cape | DC6 | 29397 |
| Khǁi-Ma | B | Northern Cape | DC6 | 8332 |
| Ubuntu | B | Northern Cape | DC7 | 20389 |
| Umsobomvu | B | Northern Cape | DC7 | 6819 |
| Emthanjeni | B | Northern Cape | DC7 | 11390 |
| Kareeberg | B | Northern Cape | DC7 | 17702 |
| Renosterberg | B | Northern Cape | DC7 | 5527 |
| Thembelihle | B | Northern Cape | DC7 | 6980 |
| Siyathemba | B | Northern Cape | DC7 | 8209 |
| Siyancuma | B | Northern Cape | DC7 | 10024 |
| Kai !Garib | B | Northern Cape | DC8 | 7446 |
| //Khara Hais | B | Northern Cape | DC8 | 3444 |
| !Kheis | B | Northern Cape | DC8 | 6436 |
| Sol Plaatjie | B | Northern Cape | DC9 | 1877 |
| NCDMA06 | DMA | Northern Cape | DC6 | 24764 |
| NCDMA07 | DMA | Northern Cape | DC7 | 15687 |
| NCDMA08 | DMA | Northern Cape | DC8 | 65103 |
| Laingsburg | B | Western Cape | DC5 | 8784 |
| Prince Albert | B | Western Cape | DC5 | 8153 |
| Beaufort West | B | Western Cape | DC5 | 16330 |
| WCDMA05 | DMA | Western Cape | DC5 | 5587 |

As a result of this process two major difficulties were encountered:

1. The natural occurrence of the six plant species is not limited to the Karoo, but also occurs naturally in large parts of the Free State and Namibia.
2. In some instances the plants occur only in small sections of a municipality.

The resulting map shown in annexure 8 was nevertheless tabled at the third meeting with the interested parties. During this meeting, the following decisions were taken:

1. The process and demarcation was in principle accepted as sound.
2. Although a specific farm may fall within one of the municipalities listed in Table 7.2, the farmer will still have to prove that at least one of the identified Karoo bushes actually grows on the farm. This requirement will be included in the product description.
3. The exclusion of NCDMA 08, Tokologo, Kopanong, Mohokare, Inckwanca, Nama Khoi and Kamiesberg Local Municipalities should be considered.

7.5 The code of practice constituting “Karoo Lamb”

The producers and some abattoirs in the Karoo region were tasked with the drafting of the code of practices and the auditing process that could be used to certify lamb or mutton originating from the Karoo.

Code of practice

The code of practices for Karoo Lamb producers ties in very closely with the code of practice of food stockmanship and animal welfare, but includes specific practices to ensure the unique characteristics of the final product.

Only animals originating from the Karoo or animals that remained in the area of the Karoo at least 12 months before slaughter, and which are free of scheduled diseases, should be used.

Animals should have free access to natural veldt grazing and may have additional but simultaneous free access to farm feeds containing cereals, silage or any other natural plant matter. No animal products or by-products may be given, irrespective of the classification in terms of the Fertilisers, Farm feeds, Agricultural Remedies and Stock Remedies Act No. 36 of 1947.

Transportation of livestock must be in accordance with regulatory procedures laid down under the Animal Protection Act No. 71 of 1962. Trucks should not be overloaded and all vehicles should be well maintained and constructed with no physical protrusion (e.g. hinges and latches are recessed, no bolts left protruding).

In terms of natural veldt grazing and access to water a number of key points are specified:

- Water sources are capable of supplying sufficient amounts of cold, fresh and clean water to meet the requirements of drinking animals. Water points should be clean and free of excessive mud in and around water troughs;
- Camp stocking rates should be such as to ensure that the natural environment and general plan condition and density are not adversely affected. High pressure points (water troughs, lick bins, etc) are managed to minimize damage caused by trampling;
- Natural veldt grazing should be rested from time to time to ensure optimum growth and production;
- Fences and gates are maintained in good working order; and
- Supplementary feeding is permitted during times of drought in order to protect damage to the natural grazing.

Auditing schedule

The South African Meat Industry Company (SAMIC) already performs a number of inspection and certification processes for the red meat industry in South Africa. It follows that if the Karoo Lamb producers eventually decide to pursue a GI or a certification mark for Karoo Lamb, it would be logical to request SAMIC to perform these official audits.

The facilities to be audited on a regular basis include:

- Abattoirs
- Cutting plants
- Retail stores.

Audits will be conducted according to the following schedule:

- Animal production units will be audited on application;
- Abattoirs will be audited according to the HACCP system;
- Cutting plants will be audited according to the HACCP system; and
- 25 % of all retail stores will be audited annually according to the brand protocol.

If any major deviations which could have a direct influence on the product are found at any of the facilities (abattoirs, cutting plants or retail stores), the facility will be delisted and re-evaluated within one month after an application for re-evaluation has been filed. If a minor deviation is found at any of the facilities, it will be addressed by issuing a Corrective/Preventative Action Request.

SAMIC could also perform audits at farm level and will be involved in the certification of producers as accredited suppliers of Karoo Lamb. For a supplier to be accredited it should be located within the defined municipalities, adhere to the practices identified above and have sufficient numbers of the relevant plants on the farm.

7.6 The link between sensory attributes of Karoo Lamb and the region of origin

Reputation is a shared asset determined by the product's historical presence in the region, product specificity and consumers' perceptions that could be determined on a local, national or international basis (Barjolle & Sylvander, 2002). The potential product specificity of Karoo lamb relates specifically to the unique flavour of the meat, associated with the grazing conditions in the Karoo. Thus, in order to establish the product specificity of Karoo lamb and mutton, it was critical to apply sound scientific methodologies in order to:

- Determine if there is a sensory detectable difference between the two main sheep breeds, namely Merino and Dorper, within a region;
- To ascertain if there is a significant sensory detectable difference between mutton produced in the different Karoo regions;
- Determine whether there is a sensory detectable difference between mutton produced in the Karoo region compared to mutton produced in a different area in South Africa,

namely the Free State and a neighbouring country e.g. Namibia (available in the South African fresh meat trade);

- Analyse the fatty acid profile of mutton produced in the Karoo region compared to mutton produced in Namibia;
- Analyse the fatty acid profile of indigenous plants traditionally linked to the unique flavour compounds in mutton from the Karoo region.

The ARC Sensory Analysis Unit was tasked to evaluate the flavour attributes of mutton from the Karoo region.

7.7 Research methodology

According to the Department of Agriculture (2005), the national sheep herd as a percentage per region is as follows: Eastern Cape: 30 %; Northern Cape: 26 %; Free State: 20 %; Western Cape: 11 %; Mpumalanga: 7 %; Kwazulu-Natal: 3 %; North West: 3%. Intact leg samples of Merino and Dorper mutton from De Aar (Northern Cape), Carnarvon (Northern Cape), Kalahari (Northern Cape), Free State and Namibia were procured of a similar fatness level (fat code 2). Panellists were carefully selected and trained to assess the flavour and texture attributes and to develop descriptive terminology for describing the different Karoo lamb samples.

The panellists were trained on the mutton samples from the different regions and were exposed to the grazing plants eaten by sheep in the Karoo region. The grazing plants were selected based on the recommendation made by Tommy Buis of the Department of Agriculture in the Northern Cape from a study they performed based on physical stomach content of sheep from this region. The grazing plants were selected based on their prevalence and included: *Planthus karrooicus* (“Silverkaroo”¹¹), *Pentzia spinescens* (“Skaapbossie”), *Eriocephalus ericoides* (“Kapokbossie”), *Salsola glabrescens* (“Rivierganna”), *Pentzia incana* (“Ankerkaroo”) and *Pieronnia glauca / rosenia humilis* (“Perdebos”). A ‘tea’ was brewed with tips and fine twigs of the grazing plants and was served hot to the panel, who developed descriptive terms to describe the flavour of each plant. The *M. Semimembranosus* muscle was dissected of each cooked leg cut, cut into cubes and served wrapped in three-digit coded foil squares and presented to the panel under red-light conditions in individual sensory booths. Samples were evaluated on an 8-point category scale ranging from 1 = none to 8 = extreme. Eight replications were applied to ensure reliability of the data. Both the fatty acid profiles and Conjugated Linoleic Acid (CLA) content of the cooked meat as captured from the cooking losses (separated fat only) and the Karoo shrubs (leaves and thin twigs) were analysed by the ARC accredited analytical laboratory.

Results and discussion

Trained panel sensory analysis

The results showed that the grazing plants from the Karoo and Karoo-like regions could impart herbal and musty flavour attributes to mutton meat from sheep breeds of these regions. The herbal attribute was found to contribute positively to the cooked flavour of the

¹¹ The terms in brackets are the common names for these shrubs while “Bossie” is the Afrikaans term for shrub.

meat and the musty flavour attribute contributed negatively to the cooked flavour of the meat. A 2-way ANOVA was performed with breed and region as the main effects and indicated no significant differences between the Merino and Dorper breeds. The ANOVA of the combined sensory data per region indicated significant differences between the different regions.

To further investigate this finding, Principal Component Analysis (PCA) was applied to identify the attributes that differentiate the most between the mutton samples (see Figures 7.1 and 7.2).

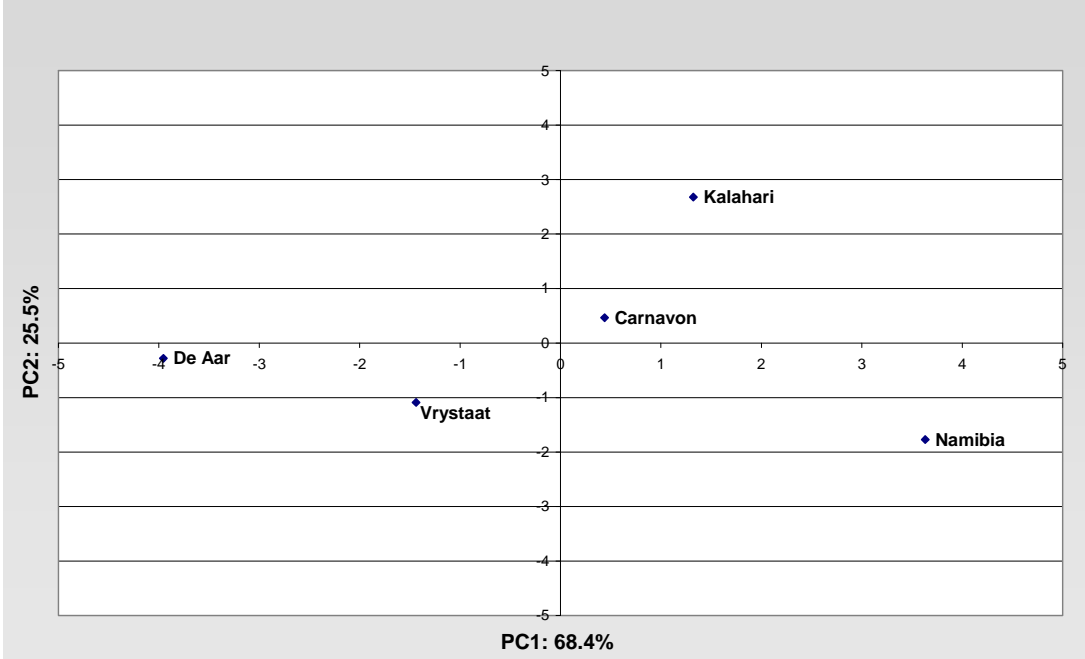


Figure 7.1: Graphical representation of the PC-scores of the mutton samples

PC1 and PC2 explained 93 % of the total variation in the data. The PCA indicated that mutton from the De Aar region was most intense in the herbal component, although not significantly so according to ANOVA, and had a slightly coarser texture that was not very tender.

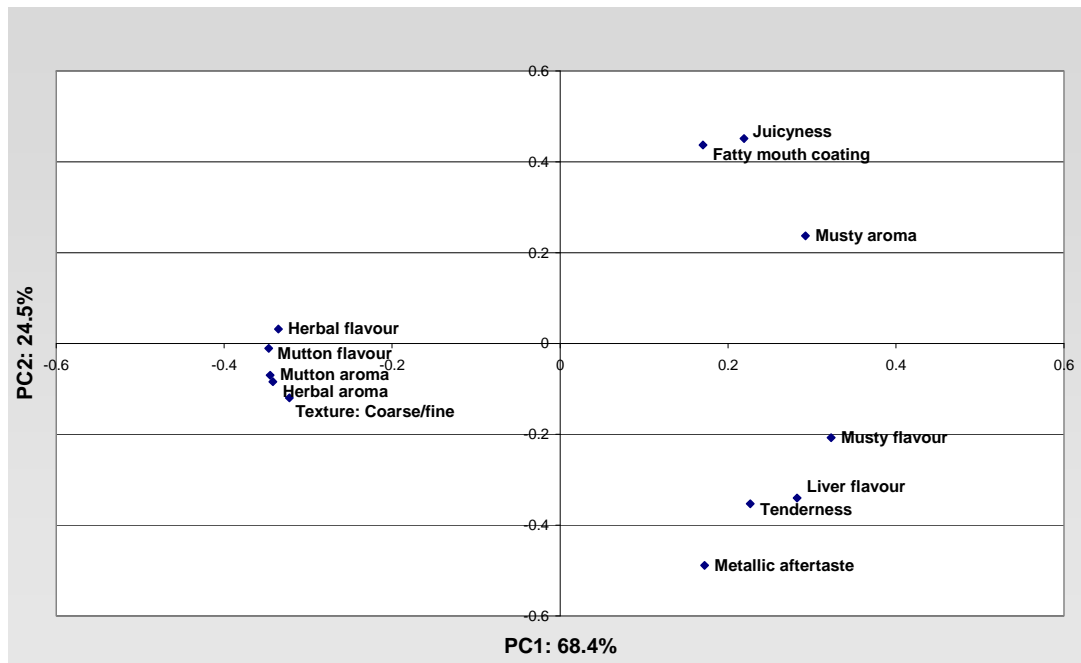


Figure 7.2: Graphical representation of the main attributes identified in the PCA that discriminated between the mutton samples

Mutton from the Namibian region was most intense in the musty flavour component with a slightly more tender texture. Mutton from the Carnarvon and Kalahari regions, which are situated in the heart of the Karoo, differed only slightly from mutton from Namibia and mutton from De Aar regions respectively. These differences were not very distinct. The mutton from Carnarvon and Kalahari had a fairly intense mutton aroma and flavour, and both the herbal and musty attributes were present in the meat. Some textural differences were found between the breeds and regions.

With regard to the sensory profiles of mutton from the Karoo region (Carnarvon, De Aar and Kalahari), definite flavour characteristics were present in the meat which can only be due to grazing plants in these areas that are consumed by sheep. However, this was not significantly different to mutton from adjacent Free State quite possibly due to the distribution of the Karoo scrubs crossing the regional boundaries between the Karoo and adjacent Free State regions (refer to Figure 7.3 for detail). Based on the PCA, Namibian sheep meat grouped separate from meat originating from all the Karoo-like regions.

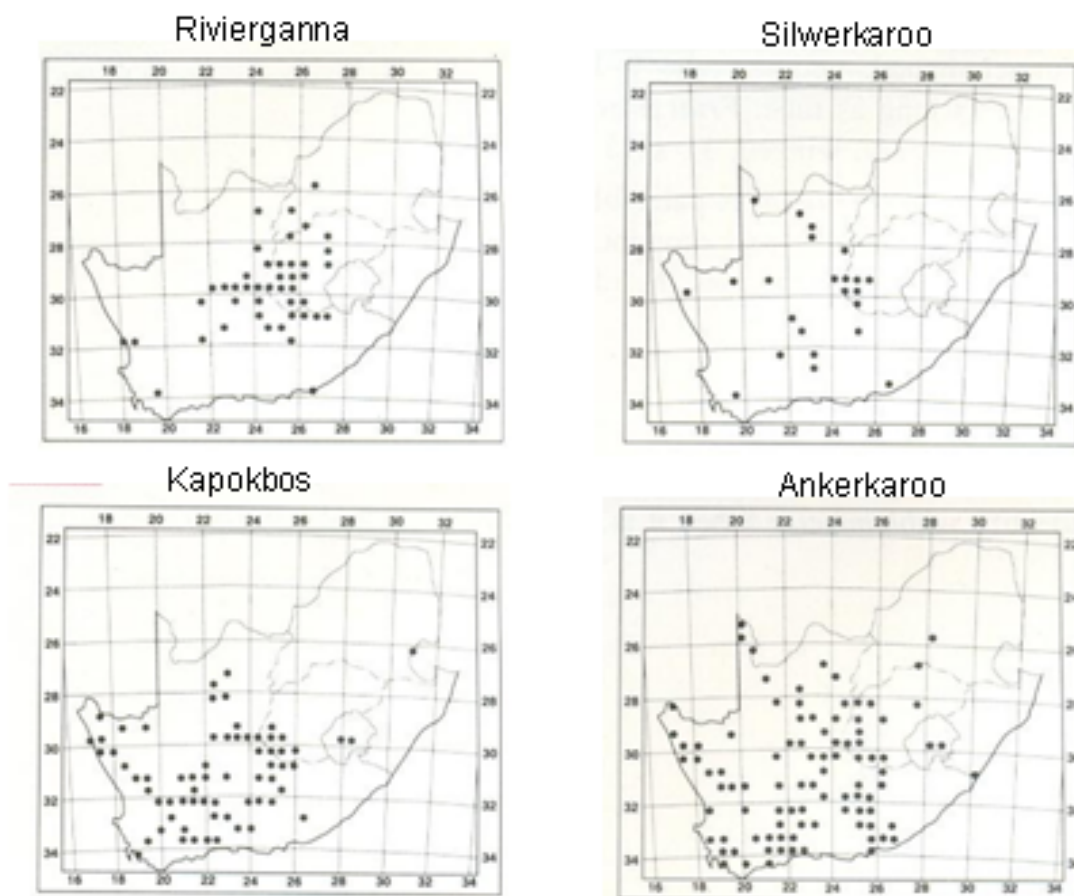


Figure 7.3: Geographical distribution of selected important Karoo scrubs

Source: Le Roux, Kotze, Nel & Glen (1994).

Chemical fatty acid analysis

CLA is a component found in the fat of grass-fed ruminants. New research indicates a link between CLA and the prevention of chronic diseases. More than 80% of South African lamb and mutton are extensively produced on pasture, thereby increasing the natural occurrence of CLA. Table 7.3 contains a summary of the dietary fats present in the sheep meat samples analysed within this project.

Table 7.3: Summary of dietary fats in South African mutton (g/100g)

| Fatty acid analysis: | Fat: | Mutton: |
|---|--------------|----------------|
| Saturated fatty acids | 52.43 | 4.57 |
| Mono-unsaturated fatty acids | 43.87 | 3.67 |
| of which <i>trans</i> -fatty acids | 2.572 | 0.203 |
| n of which <i>cis</i> -fatty acids | 37.54 | 3.198 |
| Poly-unsaturated fatty acids of | 3.07 | 0.34 |
| which <i>trans</i> -fatty acids of which <i>cis</i> - | 0.462 | 0.036 |
| fatty acids | 1.869 | 0.171 |
| Calculated total: | 99.37 | 8.58 |
| Total <i>trans</i> -fatty acids | 3.034 | 0.239 |
| Total <i>cis</i> -fatty acids | 39.410 | 3.375 |
| Omega-6 fatty acids | 0.387 | 0.258 |
| Omega-3 fatty acids | 0.983 | 0.080 |
| CLA content (9ct11-C18:2) | 0.561 | 0.047 |

Although present in significant amounts in all the mutton fat and grazing plants studied, no significant link could be found between a particular fatty acid (including CLA) in a grazing plant and a particular sensory attribute in the mutton from a particular region. This highlights the complexity of flavour compounds in mutton and warrants further investigation with more sophisticated technology, not within the scope of this study.

7.8 The reputation of Karoo lamb: consumers' perceptions

As mentioned earlier, in addition to product specificity, another important determinant of product reputation involves consumers' perceptions on a local, national or international basis. Thus, in order to develop further evidence towards establishing the reputation of Karoo lamb, consumer research was undertaken at national level to investigate consumers' perceptions and general awareness so as to assess the level of 'reputation' of the product.

Research methodology

The sample consisted of lamb and mutton purchasers and consumers from all races belonging to LSM (Living Standard Measures) groups 8, 9 and 10 in Gauteng and the Western Cape provinces of South Africa. Different racial groups were included in the study since the traditional Karoo culture was expected to be associated more with the white and coloured consumers and less with black consumers. The wealthy consumer segments were targeted given the fact that sheep meat is the most expensive type of red meat commonly purchased by consumers in South Africa. Gauteng and Western Cape were selected for the study given their dominance in the South African economy and the differences in proximity to the Karoo region. No specific age requirements were specified for the consumer sample. A combination of convenience and random sampling were employed to interview 120 consumers in each province through a combination of personal interviews and self-completion questionnaires. The research instrument of choice was a questionnaire containing a combination of open and closed questions. The questionnaire covered the following aspects:

- Demographic information;
- Basic questions on the purchasing, consumption and affordability of various meat types;
- More specific questions on the purchasing and consumption of lamb and mutton;
- Karoo lamb and mutton awareness, purchasing, consumption and perceptions.

The data was coded and captured using SPSS 15.0 for Windows. Data analysis involved a combination of descriptive statistics, Pearson Chi-Square test, one-way ANOVA (Analysis of variance) and the development of spider graphs to illustrate consumers' Karoo sheep meat perceptions.

Results and discussion

Sample demographics

The consumer sample had the following demographic characteristics:

- After data cleaning, the final sample consisted of 192 consumers (93 Gauteng consumers and 99 Western Cape consumers).
- Gender: 46.4% male; 53.6% female¹².
- Average age: 34.1 years.
- Race: 37.5% white; 35.4% black; 27.1% coloured¹³.
- Marital status: 55.9% single; 36.7% married; 6.9% divorced.
- Education level: 34.5% Grade 12 or lower; 65.4% some post-matric qualification¹⁴.
- Gross monthly income of households: 32.4% less than R10000; 22.7% R10000 to R14999; 19.3% R15000 to R19999; 8.5% R20000 to R24999; 15.3% R25000 or more.
- Average household size: 3.2 people¹⁵.

Sheep meat in the context of other meat types

The share of consumers purchasing and consuming various meat types are shown in Table 7.4. The sampling criteria specified that consumers participating in the survey had to buy and eat sheep meat. When considering the other meat types, the data in Table 7.4 indicates the popularity of beef, chicken and fish.

Table 7.4: The share of the consumer sample purchasing and consuming various meat types¹⁶

| Meat type: | Share of consumer sample (n=192) the specific meat type: | |
|------------|---|------------|
| | Purchasing: | Consuming: |
| Sheep meat | 100% | 100% |
| Beef | 93.8% | 95.8% |
| Chicken | 95.8% | 95.8% |
| Fish | 91.1% | 93.8% |
| Pork | 73.3% | 79.6% |

The perceived affordability of various meat types are shown in Table 7.5. It clearly illustrates the perceived expensive nature of sheep meat. This is in line with the actual cost of sheep meat.

¹² Significant differences at the 10% probability level between Gauteng (39.8% male) and Western Cape (52.5% male)

¹³ Significant differences at the 1% probability level between Gauteng (60.2% black & 39.8% white) and Western Cape (35.4% white, 12.1% black & 52.5% coloured). These differences were expected given the different demographic profiles of the two provinces.

¹⁴ Significant differences at the 1% probability level between Gauteng (91.5% with some post-matric qualification) and Western Cape (60.0% with Grade 12 or less).

¹⁵ Significant differences at the 1% probability level between Gauteng (2.74 people) and Western Cape (3.68 people).

¹⁶ The race groups and provinces revealed similar behaviour in terms of the purchasing and consumption of different meat types.

Table 7.5: The perceived affordability of various meat types¹⁷

| Meat type: | Share of consumer sample (n=192) indicating that the specific meat type is 'Very affordable' OR 'Somewhat affordable' |
|----------------------------------|---|
| Chicken | 80.9% |
| Fish | 67.4% |
| Pork | 64.4% |
| Beef | 54.1% |
| Sheep meat from other SA regions | 42.8% |
| Imported sheep meat | 25.4% |

Sheep meat

A number of questions investigated various aspects regarding the consumers' sheep meat purchasing and consumption behaviour:

- Overall only 47.0% of the consumers distinguish between mutton and lamb¹⁸, despite the fact that all the consumers indicated that they purchase and consume sheep meat, revealing limited product knowledge even on this very basic level.

The respondents' sheep meat purchase and consumption frequencies are summarised in Table 7.6. The differences between the purchasing frequencies and the consumption frequencies indicate bulk buying behaviour by consumers. It is also interesting to note that almost half of the sample is regular consumers of sheep meat (consuming it at least once per week or more often).

Table 7.6: Sheep meat purchase and consumption frequencies¹⁹

| Frequency: | Purchasing: | Consumption: |
|--------------------------|-------------|--------------|
| Once per week or more | 23.4% | 48.6% |
| Once or twice per month | 60.5% | 41.8% |
| Less than once per month | 16.1% | 9.5% |

- The most popular purchase location for sheep meat is the supermarket (82.3% of consumers), followed by butchers (37.0% of consumers).
- The meat cuts purchased most frequently are chops (70.8% of consumers), rib (52.3% of consumers), stew/potjie (49.5% of consumers) and leg/shank (39.8% of consumers)²⁰.

Karoo mutton / lamb sample

In order to establish consumers' awareness of the origin of meat in general, and Karoo lamb and mutton specifically, consumers were presented with the following questions: "Which type of mutton / lamb do you prefer? Mutton / lamb from ... (1) Free State, (2) any region in SA, (3) the Karoo, (4) other countries OR (5) 'No specific preference'"; "Have you ever heard of Karoo mutton / lamb?" and "Do you buy Karoo mutton / lamb if available?". Only 34.9% of the consumer sample indicated that they have a preference for sheep meat with a specific regional origin (i.e. Any SA region or imported or Karoo or Free State). The consumers' specific regional preferences are summarised in Table 7.7. The most preferred options in

¹⁷ The racial groups and provinces revealed similar behaviour in terms of their meat affordability perceptions.

¹⁸ Among the white and coloured consumers a significantly higher share of consumers distinguished between mutton and lamb, compared to the black consumers.

¹⁹ Share of consumers purchasing / consuming sheep meat according to a specific frequency.

²⁰ Share of consumers purchasing the specific meat cut at least once per month or more often.

terms of sheep meat origin were ‘Any region in South Africa’ and “The Free State”, while sheep meat from the “Karoo” was among the lesser preferred options.

Table 7.7: Consumers’ sheep meat preferences when considering meat origin

| Sheep meat region of origin: | Share of total consumer sample () and consumers with regional preferences [] indicating the specific choice: | |
|------------------------------|--|---|
| | First choice: | Combination of first-, second- and third choices: |
| Any region in South Africa | (9.4%) [26.9%] | (28.6%) [82.1%] |
| Imported | (11.5%) [32.8%] | (20.8%) [59.7%] |
| Free State | (7.3%) [20.9%] | (28.1%) [80.6%] |
| Karoo | (6.8%) [19.4%] | (21.4%) [61.2%] |

It is important to note that even though 53.6% of the consumers indicated that they are aware of Karoo sheep meat, only 68% of these consumers (i.e. 36.5% of the total consumer sample) purchase Karoo lamb if it is available. Furthermore, only 39.8% of these consumers (i.e. 21.4% of the total consumer sample) indicated some preference for Karoo sheep meat. The respondents’ Karoo sheep meat purchase and consumption frequencies are summarised in Table 7.8.

Table 7.8: Karoo sheep meat purchase and consumption frequencies²¹

| Frequency: | Purchasing:* | Consumption:* |
|--------------------------|-----------------|-----------------|
| Once per week or more | (4.7%) [8.7%] | (4.7%) [8.7%] |
| Once or twice per month | (14.6%) [27.2%] | (14.1%) [26.2%] |
| Less than once per month | (16.7%) [31.1%] | (17.2%) [32.0%] |

* (Share of total consumer sample); [Share of consumers who are aware of Karoo sheep meat]

The similarities between the purchasing frequencies and the consumption frequencies indicate a tendency among consumers to only buy a portion of Karoo sheep meat for a specific occasion. This is in contrast to the bulk buying behaviour reported earlier in terms of lamb and mutton in general. These results could be indicative of the ‘niche’ nature of Karoo sheep meat, confirmed by the observation that the Karoo lamb or mutton purchasing and consumption frequencies are significantly lower than the frequencies for sheep meat in general, as earlier reported in Table 7.6.

In terms of consumers’ purchasing behaviour with respect to Karoo lamb or mutton, only 55.3% of the consumers who were aware of Karoo lamb or mutton knew where to buy the product and only 23.3% of these consumers indicated that the product is widely available. The most popular purchase location for Karoo sheep meat is the supermarket, which could be expected given the urban bias of the sample. In rural areas, there might be a larger dependence on butchers sourcing meat from nearby areas.

The perceived affordability of various meat types were shown in Table 7.5.. The perceived expensiveness of sheep meat was clearly illustrated. It is important to note that Karoo lamb and mutton was perceived as the least affordable meat option compared to all the other various meat options (including ‘generic’ mutton, beef, chicken and pork), since only 21.4%

²¹ Share of consumers purchasing/consuming sheep meat according to a specific frequency.

of the total consumer sample indicated that the product was ‘Somewhat affordable’ or ‘Very affordable’.

The nature of the Karoo sheep meat reputation was investigated through numerous questions. The respondents were first asked an open question to list the three main differences (if any) between Karoo mutton / lamb and mutton / lamb from other regions in South Africa. These results are summarised in Table 7.9.

Table 7.9: Consumers’ perceptions regarding the differences between Karoo sheep meat and sheep meat from other regions in South Africa, based on an open question

| Difference variable: | Share of consumers who are aware of Karoo sheep meat indicating the specific choice: | |
|----------------------|--|--|
| | Main difference: | Combination of main-, secondary- and tertiary differences: |
| Taste | 19.4% | 22.3% |
| Tenderness | 9.7% | 24.3% |
| Flavour | 2.9% | 8.7% |
| Price | 1.0% | 7.8% |
| Fat | 2.9% | 6.8% |
| Don't know | 41.7% | Not applicable |

Given the potential product specificity of Karoo lamb related to the unique flavour of the meat, the perceptions regarding flavour and taste are of particular importance. The first important observation from Table 7.9 is that many of the consumers who are aware of Karoo sheep meat (41.7%) did not have any idea regarding the differences between the product and sheep meat from other regions, while 22.3% of these consumers indicated a taste difference and 8.7% a flavour difference. Despite the fact that the tenderness of Karoo sheep meat and other sheep meat should not necessarily differ, 24.3% of the consumers who are aware of Karoo sheep meat perceived a difference in tenderness.

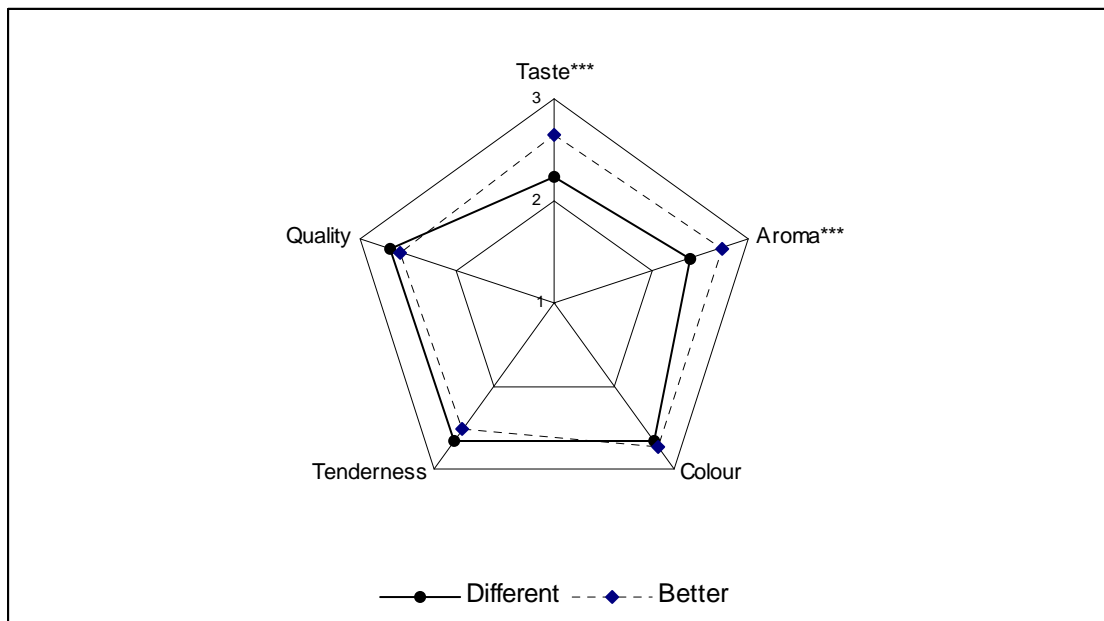
In order to further investigate the reputation of Karoo sheep meat based on consumers’ perceptions, consumers were asked to indicate their level of agreement with a number of statements covering issues related to the differences and superiority of Karoo sheep meat in terms of quality, aroma, colour, tenderness and taste through a 5 point rating scale. A summary of these results are shown in Table 7.10 and Figure 7.4.

Table 7.10: Consumers’ perceptions of Karoo sheep meat, based on a series of evaluation statements

| Attribute: | Share of consumers who are aware of Karoo sheep meat indicating that Karoo sheep meat is ... from ‘generic’ sheep meat: | |
|------------|---|---------|
| | Different: | Better: |
| General | 63.1% | 47.6% |
| Taste | 63.1% | 42.7% |
| Aroma | 53.4% | 34.0% |
| Colour | 35.9% | 35.0% |
| Tenderness | 47.6% | 47.6% |
| Quality | 42.7% | 42.7% |

Among the sample of consumers who are aware of Karoo sheep meat, 63.1% of the consumers perceived Karoo sheep meat as ‘different’, particularly in terms of taste and aroma dimensions. The consumers’ relatively strong level of agreement with the statements

that Karoo sheep meat is different from ‘generic’ sheep meat in terms of taste and aroma dimensions is also evident from Figure 7.4. These observations have positive implications for the establishment of a GI for Karoo sheep meat. However, even though 63.1% of the consumers who are aware of Karoo sheep meat perceived Karoo sheep meat as ‘different’, only 47.6% of these consumers perceived it as being ‘better’ than ‘generic’ sheep meat, a trend that is particularly reflected in the specific attributes of sheep meat taste and aroma. The observation that Karoo sheep meat is perceived as ‘different’ and not necessarily as ‘better’ in terms of taste and aroma dimensions is strengthened by the data presented in Figure 7.4. This data illustrates a significantly lower level of consensus among consumers who are aware of Karoo sheep meat, in terms of Karoo sheep meat being ‘different’ and ‘better’ compared to other sheep meat.



*** Significant differences at the 1% probability level: Taste [F=13.584, df=1, p=0.000]; Aroma [F=12.014, df=1, p=0.001]

Figure 7.4: A spider graph illustrating the perceptions of the consumers who are aware of Karoo sheep meat based on a series of evaluation statements, expressed as mean rating scores²²

The consumers also expressed their agreement with the statement “Karoo lamb / mutton is a traditional food type”. Only 44.7% of the consumers who are aware of Karoo sheep meat agreed with this statement. In terms of consumers’ willingness to pay (WTP) more for Karoo sheep meat, only 27.2% of these consumers indicated a WTP more for Karoo sheep meat compared to other sheep meat options.

Finally, the nature of the Karoo image in consumers’ minds were investigated through an open question stating “When you think about the Karoo, please describe the first images and words that come to your mind”. A summary of the responses (expressed as share of the total consumer sample) is shown in Table 7.11.

²² Scale interpretation: 1 – Strongly agree; 2 – Agree; 3 – Neutral/Don’t know

Table 7.11: The nature of the Karoo image in consumers' minds

| Image: | Share of total sample mentioning the specific image ²³ : |
|------------------------------------|---|
| Desert / dry / hot / dusty | 54.2% |
| Karoo bush | 12.3% |
| Positive food images ²⁴ | 7.4% |
| Open spaces | 6.9% |
| Peaceful | 4.4% |
| Flat | 3.4% |
| Sheep / sheep farms | 3.4% |

The main Karoo image in the consumers' minds relate to the Karoo being a desert, dry, hot and dusty. Thus, the results indicate that the majority of consumers have a rather negative image of the Karoo region. Only a small share of consumers referred to the Karoo shrubs and other positive images including the open spaces and the peacefulness of the Karoo region.

Karoo mutton / lamb- A comparison between Gauteng and Western Cape consumers

Table 7.12 presents a summary of the main significant differences between the Gauteng and Western Cape samples in terms of Karoo mutton/lamb exposure, perceptions and willingness to purchase.

Table 7.12: Significant differences between consumers in Gauteng and Western Cape in terms of Karoo sheep meat exposure, perceptions and willingness to purchase

| Aspect: Share of sample... | Gauteng consumers: | Western Cape consumers: |
|---|--------------------|-------------------------|
| Who is aware of Karoo sheep meat | 51.5% | 63.2% |
| Who knows where to purchase Karoo sheep meat | 15.5% | 39.6% |
| Who perceives Karoo sheep meat as being widely available | 20.6% | 47.2% |
| Who will buy Karoo sheep meat when it is available | 7.2% | 24.5% |
| Who purchases Karoo sheep meat at least once per month or more | 6.2% | 34.9% |
| Who perceives Karoo sheep met as somewhat affordable or very affordable | 24.7% | 39.6% |
| Who perceives Karoo sheep meat as 'different' | 12.4% | 28.3% |
| Who perceives Karoo sheep meat as being of different quality than 'generic' SA sheep meat | 11.3% | 32.1% |
| Who perceives Karoo sheep meat as being of a higher quality than 'generic' SA sheep meat | 6.2% | 17.0% |

Consumers from the Western Cape revealed a significantly greater awareness and knowledge of Karoo sheep meat, as well as a higher willingness to purchase the product. The data in Table 7.12 illustrates that the availability of Karoo sheep meat is significantly higher in the Western Cape compared to Gauteng, despite the fact that the bulk of the Karoo sheep meat produced in South Africa is marketed in Gauteng. However, generic sheep meat marketing seems to be more prominent in Gauteng than in the Western Cape, which could partly be the result of cultural differences between the regions. The Western Cape is likely to be culturally more closely connected with the Karoo than with Gauteng.

²³ The shares add up to more than 100%, since a consumer could provide more than one image as a response to the question.

²⁴ E.g. good food, biltong, free range lamb, good meat with shrub flavour, braai, chops, lean meat)

7.9 Conclusion

Whenever we discussed this case study with people interested in the Karoo, the question “but where is the Karoo” was inevitably asked. Indeed, the task of demarcating the Karoo turned out to be a daunting endeavour. In the final instance the natural occurrence of a selection of six different Karoo shrubs was used to identify a specific area that could be classified as the Karoo. For ease of administration this area was overlaid by the municipal boundaries, on condition that one of the six Karoo shrubs must occur on any farm before lamb designated as Karoo Lamb may be produced on that farm.

The case study also spent some time on establishing the specificity and reputation of Karoo Lamb. Regarding the product specificity of Karoo sheep meat, it was concluded that:

- There is no sensory detectable difference between the two main sheep breeds, Merino and Dorper, within a region. This means that the South African carcass classification system is scientifically correct in not specifying breed, and a similar approach should be followed for the purpose of establishing a GI;
- There was no significant sensory detectable difference between mutton produced in the different Karoo regions. This translates into the fact that the Karoo region consistently produces a similar type of sheep meat product, including the western Free State region. This can be explained to some extent by the fact that the grazing plants in years of good rain (as in this instance) are found in the wider Karoo region, and that South African lam and mutton are predominantly produced on natural pasture.
- Mutton from the Karoo region (Carnarvon, De Aar and Kalahari) has definite sensory detectable flavour characteristics which can only be due to the particular grazing plants in these areas that are consumed by the sheep. However, this was not significantly different to mutton from the adjacent Free State region. The principal component analysis also confirmed that the sensory attributes of Namibian sheep meat differs from all the other Karoo-like regions. It is recommended that mutton produced in areas further removed than the greater Karoo region be included in a follow-up study, in particular where no Karoo shrubs are available as part of natural grazing (e.g. KwaZulu Natal and Mpumalanga).
- The fatty acid profile of mutton produced mostly on indigenous plants may be more favourable than those produced on natural grass. This should be further investigated.
- The link between indigenous plants and the unique flavour compounds in mutton from the Karoo region should be further investigated using more sophisticated techniques such as an e-nose.

The investigation of the Karoo sheep meat reputation from the perspective of consumer perceptions revealed a number of positive and negative observations. On the positive side, it was found that 53.6% of consumers are aware of Karoo sheep meat. Among the consumers who are aware of Karoo sheep meat 63.1% and 53.4% of consumers respectively perceive

Karoo sheep meat as having a different taste and aroma compared to 'generic' sheep meat, while about two thirds of these consumers perceive the taste and aroma of Karoo sheep meat as being superior to 'generic' sheep meat. This is a good indication of an adequate reputation among consumers in terms of the taste/flavour attributes of Karoo lamb. Among the consumers who are aware of Karoo lamb and mutton, 44.7% perceive Karoo lamb and mutton as a traditional food type and 68.0% are willing to purchase Karoo sheep meat if it is available. However, there are also a number of observations which cast a doubt on the potential of establishing a Karoo lamb or mutton reputation among consumers:

- There is generally a lack of 'romantic' Karoo images in consumers' minds. The marketing of the Karoo region as a multi-faceted tourism destination could potentially make a valuable contribution towards improving the image of the Karoo in consumers' minds.
- When purchasing sheep meat, 65.1% of consumers do not consider the regional origin of the meat. This observation is in line with the fact that the majority of sheep meat sold on the South African market is not marketed and advertised on a commodity basis (distinguished through the red meat grading system) or on the regional origin of the meat. Consumer education in terms of the origin of meat and the different meat quality attributes related to different origins could improve consumers' sensitivity to the origin of meat sold in South Africa.
- Among the consumers who are aware of Karoo sheep meat, only 35% of consumers purchase and consume Karoo sheep meat twice a month or more, contributing to the conclusion that Karoo sheep meat could be viewed as a niche product in the South African sheep meat market.
- Only 27.2% of the consumers who are aware of Karoo sheep meat are willing to pay a premium for Karoo sheep meat. This could be problematic when considering the potential cost implications of establishing a GI for Karoo sheep meat. It is recommended that consumers' willingness to pay for Karoo sheep meat should be further investigated and quantified through more advanced analytical techniques such as experimental auctions.

It is clear from this case study that there is a detectable notion of a Karoo image amongst consumers, that it is used in certain circles for value addition, often not benefiting the inhabitants of the Karoo. It follows that there is scope for the valorisation and protection of the Karoo image and specifically the Karoo Lamb designation, albeit in a niche market. However, this process can only take place properly if there is a duly recognised entity that can, on behalf of all inhabitants, take ownership of the Karoo designation.

The lack of collective organisation amongst farmers and communities in the Karoo and the fact there is no organisation that could take ownership of the Karoo Lamb designation makes it necessary to also pursue a separate activity to establish an organisation that could act on behalf of the Karoo region and its inhabitants.

It is for this reason that a number of interested individuals (including members from the project team) have initiated a representative organisation called the "Karoo Heritage

Foundation” which will operate as a non-profit organisation or ‘trust’. The intention is that this organisation will act as patron for the heritage of the Karoo region which includes amongst other things, Karoo Lamb.

In the draft trust deed of this organisation it is envisaged that it will trace, record, preserve and commemorate the rich heritage which evolved in the Karoo region of South Africa, and to keep in custody such heritage for the descendants of the inhabitants of the Karoo and the South African public in general. Two of the aims of this proposed organisation are: (1) to acquire, register and protect generic names and geographical products, developments, fauna, flora and property on behalf of the beneficiary community; (2) to acquire or renovate buildings of historical and/or architectural importance for the preservation of the heritage of the culture and history of the people of the Karoo or to promote such renovation.

The formation of the Karoo Development Foundation is thus one of the activities that will now continue after the DURAS project comes to an end. It is envisaged that this organisation will take the responsibility of registering Karoo Lamb as a GI and/or as a certification/collective trade mark.

References

- Acocks JPH (1988). Veld types of South Africa (3rd edn.), *Memoirs of the Botanical Survey of South Africa* vol. 57, pp. 1–146.
- Barjolle D and Sylvander B (2002). Some factors of success for “origin labelled products” in Agro-food supply chains in Europe: Market, Internal Resources and Institutions. *Économies et Sociétés*, 25, 9-10: 1441.
- Breeds of livestock. (1999). Dorper and South African mutton merino. [online]. available from: <http://www.ansi.okstate.edu/breeds/sheep/index.htm> [accessed: 5/30/2006:1].
- Demarcation Board. (2006). *Boundary Data*. Municipal Demarcation Board of South Africa, Hatfield, Pretoria.
- Esler KJ, Milton, SJ and Dean WRJ. (2006). *Karoo veld ecology and management*. Briza publications. Cape Town.
- Le Roux PM, Kotze CD, Nel GP and Glen HF (1994). *Bossieveld – Grazing plants of the Karoo and Karoo-like areas*. Department of Agriculture, Cape Town
- Mucina L and Rutherford MC (2006). *The Vegetation of South Africa, Lesotho and Swaziland*. South African National Biodiversity Institute (SANBI), Pretoria.
- Neser FWC, Erasmus GJ and Van Wyk JB (2000). Genetic studies on the South African Mutton Merino: growth traits. *South African Journal of Animal Science* 30, 172-177
- Schulze RE (1997). *South African Atlas of Agrohydrology and – Climatology*. Report TT82/96, Water Research Commission, Pretoria.
- SIRI (1987). *Memoirs on the Agricultural Natural Resources of South Africa: Land Type Series*. Soil and Irrigation Research Institute, Department of Agriculture and Water Supply, Pretoria.
- Snowder GD and Duckett SK. (2003). Evaluation of the South African Dorper as a terminal sire breed for growth, carcass, and palatability characteristics. *Journal of Animal Science*, 81:368-375. South African Meat Industry Company (SAMIC), www.samic.co.za.

ANNEXURE 1

SYNTHESIS OF MAIN ACHIEVEMENTS AND DISSEMINATION LIST

1. Main achievements and difficulties

The following table provides an overview of the difficulties encountered as well as the outcomes of the main activities of the project.

| Components | Activities | Main achievements | Difficulties faced | Unexpected results |
|--|--|---|---|---|
| (a) Characterization of case studies with GI potential and preparation for submission as GIs of at least one product | <ol style="list-style-type: none"> 1. Product characterization 2. Current institutional framework description of the product 3. Potential target market assessment 4. Round table and workshops 5. Definition of guidelines 6. Develop product specification for at least one product 7. Engagement with governmental agencies 8. Submission | <p>Documentation of 6 case studies depicting a wide range of situations and giving a strong basis for assessing the potential for implementing GI in Southern Africa</p> <p>Raised interest on GIs among different industries</p> <p>Numerous newspaper articles surrounding GIs and related issues.</p> <p>Industry wide agreement on rooibos specification, which was defined by the industry under IPR project partners facilitation</p> <p>Use of the rooibos case as a pilot case in South Africa</p> <p>Better understanding for the factors underlying Karoo lamb reputation</p> | <p>Strong individualism and difficulties to trigger collective action</p> <p>Sometimes a lack of a representative body to speak on behalf of an industry.</p> <p>Difficulties related to assessing impacts given the emerging features of GIs in Southern Africa.</p> <p>The realities of South African history and divisions within the communities.</p> | <p>Spill over effects of the rooibos GI initiative in terms of lobbying the Department of Trade and Industry and the Department of Agriculture for an adequate GI framework</p> <p>Synergies and strong articulation between the GI and the biodiversity initiative in the rooibos industry</p> |
| (b) Participatory capacity building on intellectual property of indigenous resources | <ol style="list-style-type: none"> 1. Overview of educational and participatory tools 2. Workshop IP right issues with communities 3. Assessment and adaptation of tools | <p>Capacity building manual and generation of capacity among different producer communities</p> | <p>Lack of trust among groups of stakeholders in the different industries reinforced by the sensitiveness and complexity of IPR issues</p> | |
| (c) Legal and institutional framework assessment | <ol style="list-style-type: none"> 1. Description of the legal and institutional framework 2. Audit of existing laws 3. Assessment of the organizational framework 4. Recommendations | <p>South African and Namibian legal framework reviewed and assessed.</p> | <p>Lack of human resources from Namibian government in IPR and especially GIs</p> <p>South African government position regarding GIs is ambivalent in international negotiations</p> | <p>Request from Department of Trade and Industry to comment on the dra of the Intellectual Property Laws Amendment Bill</p> <p>GI listed by the Namibian government on the agricultural agenda at the WTO negotiation in Hong Kong in 2005</p> |

2. Dissemination list

Biénabe E, Kirsten JF and Troskie D 2006. "Rooibos in South Africa: an herbal tea with an international threat", Communication at the Siner-GI workshop, Montpellier, 6-8 September 2006. 4p.

Biénabe E, Kirsten JF and Troskie D 2007. Poster presented at the Agricultural Economics Association of South Africa (AEASA). AEASA Best poster paper award (2nd prize).

Biénabe E and Troskie D 2008. Rooibos case study. IPR DURAS Case study report. May, 2008.

Bonthuys J 2007. "Frankryk het sjampanje en SA het Rooibos". In "Die Burger", 6 January 2007: Article in an Afrikaans newspaper referring to the IPR Duras project.

Bramley C 2005. "Geographical Indications and Agricultural Products: Investigating their relevance in a South African context", Master thesis, Department of Agricultural Economics, Extension and Rural Development, University of Pretoria. December 2005.

Bramley C 2007. "Geographical indications systems in Southern Countries", Presentation at the International Symposium 'Origin based crops and products: enhancing values of local heritage and land tenure recomposition in Southern Africa', Addis Abeba, Ethiopia, 23 – 27 April 2007.

Bramley C 2006. "Exploring the potential of geographical indications in a South African context". Presentation made at the Department of Trade and Industry on the potential of geographical indications in South Africa.

Bramley C 2007. "A legal synopsis of the protection of geographical indications in Southern Countries". Presentation at the International Symposium 'Origin based crops and products: enhancing values of local heritage and land tenure recomposition in Southern Countries', Addis Abeba, Ethiopia, 23 – 27 April 2007.

Bramley C 2008. "Legislative framework for protecting geographical indications in South Africa ". IPR DURAS project report.

Bramley C and Kirsten JF 2007. "Exploring the Economic Rationale for Protecting Geographical Indications In Agriculture". *Agrekon*, 46 (1): 69-93.

Bramley C, Biénabe E and Kirsten JF 2008. "The economics of geographical indications: Towards a conceptual framework for geographical indication research in developing countries". Commissioned WIPO paper. Published in a WIPO publication entitled "The economics of intellectual property rights: Suggestions for further research in developing countries and countries with economies in transition".

Gerz A and Biénabe E 2006. "Rooibos Tea, South Africa: the challenge of an export boom" In Origin-based products – Lessons for pro-poor market development. P. Van De Kop, D. Sautier and A. Gerz (eds). KIT-Amsterdam, CIRAD-Montpellier. pp. 53-63.

Jordaan D and Roets M 2008. Camdeboo Mohair. IPR DURAS Case study report. May, 2008.

Kirsten JF 2006. "For the good name of Karoo Lamb". Business Day. 24 April 2006. Pretoria.

Kirsten JF and Schonfeldt HC 2008. The case for a separate market strategy for Karoo Lamb. Presentation at the Marketing Committee of the Red Meat producer organization. 6 May 2008.

Leighton C, Schonfeldt HC and Van Zyl J 2007. Sensory profiles of mutton from different regions in South Africa. Poster paper presented at the 7th Pangborn Sensory Science Symposium, 12 - 16 August 2007, Minneapolis, MN, USA.

Mallet M. and Carr S 2008. Kalahari Melon Seed Oil. IPR DURAS Case study report. May, 2008.

Mallet M. and Carr S 2008. "Proceedings of the Workshop No 1 (Project DURAS): Industry Stakeholders' Meeting & Consultation on Geographical Indication" held at Ongwediva on 26-27 March 2008, IPTT Kalahari Melon Seed Oil Development Project, CRIAA SA-DC & NBRI, Windhoek, Namibia

Mentani PS 2006. Poster: "A Preliminary Framework Model of Vertical Cooperation in the Honeybush Marketing Chain". Presented at the Agricultural Economics Association of South Africa (AEASA).

Proceedings of the March 2007 round table (CD rom).

Roets M 2005. "Postcards from the edge": Competitive Grants: A Recipient Perspective: Collaborator of DURAS-supported project: "Linking farmers to markets through valorisation of local resources. The case of intellectual property rights of indigenous resources". Presented at the Consultative Group on International Agriculture (CGIAR) Annual General Meeting, Statutory Meetings of the Global Forum on Agricultural Research – DURAS Roundtable Discussion on Competitive Grants, held in Marrakech, Morocco from 1st to 9th December 2005.

Roets M 2006. "Weet u van 'n unieke Suid-Afrikaanse produk?" In: Ons Eie, Februarie 2006.

Roets M 2006. "Do you have a Southern African product that you think is unique?" In: NuFarmer and African Entrepreneur. February 2006.

Roets M and Van Fleet JW 2006, "Rights, Resources, Markets and Development – A South African / Namibian Farmer's Guide to Using Intellectual Property".

Roets M 2006. 1. Response to "Initial thoughts from an Animal Scientist's perspective". E-mail conference on Patenting in the Animal Sector. Hosted by the Cattle Network of the European Association for Animal Production. http://www.cattlenetwork.net/second_forum.htm

Roets M 2006. 2. Utilising IP Rights in the Animal Sector. E-mail conference on Patenting in the Animal Sector. Hosted by the Cattle Network of the European Association for Animal Production. http://www.cattlenetwork.net/second_forum.htm

Roets M 2006. Potential use of Geographic Indications. E-mail conference on Patenting in the Animal Sector. Hosted by the Cattle Network of the European

Association for Animal Production.
http://www.cattlenetwork.net/second_forum.htm

Roets M 2006. Linking Farmers to Markets through Valorization of Local Resources: The Case for Intellectual Property Rights of Indigenous Resources. Overview of Project presented at the Conference on Livestock Biodiversity, Indigenous Knowledge and Intellectual Property Rights. Held at The Rockefeller Foundation, Bellagio Study and Conference Center from March 27 - April 2, 2006

Roets M and Van Fleet JW 2006. Report: Rooibos Tea Capacity-Building Workshop held at Nieuwoudtville, South Africa, 22 April, 2006.

Roets M and Van Fleet JW 2006. Report: Nguni Capacity-Building Workshop held at Bloemfontein, South Africa, 21 April 2006.

Roets M and Van Fleet JW 2006. Report: Honeybush Tea Capacity-Building Workshop held at George, South Africa, 3 May 2006.

Rothkegel B 2008. Karakul pelts. IPR DURAS Case study report.

Sautier D, Biénabe E and Cerdan C (in press), "Geographical indications in developing countries: potentials and stakes" In Sylvander B. and E. Barham (eds) Geographical Indications for food: Local Development and Global Recognition. CABI press.

Troskie D 2005. "Local to local relationships in a global environment: imperatives and potential mechanisms", Communication at the conference on Market access for agriculture, Stellenbosch, 24-26 October.

Troskie D. Radio interview on the RSG, the National Afrikaans Radio Station, 2nd of December 2005.

Troskie D 2007. "Geographical Indications at the National Level – A variety of approaches and institutional aspects" Invited Paper presented in Beijing, China, 26 to 28 June 2007.

Troskie D 2007. "Reputasie sonder beskerming: 'n Resep vir 'n katastrofe" Sake Burger. 20 July 2007

Troskie D 2007. "GI and the Honeybush Industry: One spanner in the toolbox." Presentation at the Honeybush AGM, George, 24 July 2007.

Troskie D 2007. "Origin based products and trade marks law in South Africa", Presentation at the International Symposium 'Origin based crops and products: enhancing values of local heritage and land tenure recomposition in Southern Countries', Addis Abeba, Ethiopia, 23 – 27 April 2007.

Troskie D, Mentani P, Biénabe E and Blanchard G 2008. Honeybush tea case study. IPR DURAS Case Study report.

Vermeulen H, Schonfeldt HC and Kirsten JF 2008. The reputation of Karoo lamb / mutton: a sensory and consumer perspective. DURAS case study report.

RIGHTS, RESOURCES, MARKETS AND DEVELOPMENT



A South African/Namibian Farmer's Guide to Using Intellectual Property

FUNDED BY PROJECT DURAS

Merida Roets, PhD.

Justin W. van Fleet, Ed.M.

© 2006

WORKSHOP GUIDEBOOK

ABOUT THIS MANUAL

This publication is a product of the Project DURAS “Linking Farmers to Markets through Valorization of Local Resources: The Case for Intellectual Property Rights of Indigenous Resources”. A project funded by the French Minister of Foreign Affairs and implemented through the University of Pretoria, Department of Agricultural Economics, Extension and Rural Development in collaboration with South African, Namibian, French and American collaborators. Project DURAS (*Promotion du Développement Durable dans les systèmes de Recherche Agricole du Sud*) “Promoting Sustainable Development in Agricultural Research in the South” was conceived to contribute to strengthening the involvement of southern stakeholders in the agricultural research process and ensuring their voices are heard at the international level. It also aims to enhance the scientific potential of these stakeholders through implementation and management of research programmes which they believe to be strategically important for their regions.

The project collaborators believe that many poor communities in rural areas of Southern Africa own a rich diversity of traditional knowledge and indigenous resources (Cape indigenous flora; Mopani worms; Marula fruit etc.) and produce agro-food products based on local resources (Rooibos tea etc.). Considering that many of them have a given quality, reputation or other characteristic essentially attributable to their geographical origin, labelling and protection through a geographical indication (GI) could apply to them. Nevertheless, rural communities in the SADC region generally market low value products or raw materials. Where differentiated products do exist, they are often the result of the initiative of medium or large-scale farmers and enterprises.

Two central questions will be addressed by this project: "How can local communities efficiently qualify and differentiate their production through geographical indications?" And "What is the nature and extent of the required institutional and legal framework to achieve this objective?"

This resource guide is designed to support an in-person capacity-building workshop implemented by the collaborators. The structure of the resource guide is intended to make it possible for local organizations to replicate and implement the training in a variety of contexts.

This resource guide is copyrighted but may be reproduced and distributed in whole with proper recognition given to the authors. The authors ask to be notified out of courtesy if there is intent to reproduce or utilize the resource guide in any way.

While this guide is intended to guide farmers and farmer organizations through a process of understanding rights, examining resources and assessing the efficacy of intellectual property rights, always consult legal counsel before proceeding with any option. Laws and legal requirements are constantly changing and being modified. This resource guide is meant to guide the reader through a process of knowledge analysis and help identify potential intellectual property options – not to replace legal counsel.

ABOUT THE AUTHORS



Merida Roets matriculated from Lyttelton Manor High School in Centurion with full academic colours and several distinctions in 1985. She received a B.Sc. (Agric) in Animal Science in 1989, a B.Sc. (Agric) Honours degree in Animal Science in 1991, and a M.Sc. degree in Animal Science (Cum Laude) in 1993.

Following her tenure as a research assistant in the Department of Animal and Wildlife Sciences at the University of Pretoria, she served as a visiting scholar at the American Goat Research Institute in Oklahoma, in the United States from 1993 to 1996. On returning to South Africa she created and managed the FSRE & SMME Development Programme at the Irene Animal Nutrition and Products Institute of the ARC until 2002. As leader of this programme she concentrated on development projects that emphasised job-creation, value-adding, gender, resource and information access, and indigenous resources and knowledge. In 2002 she established a consultancy practice specialising in Agriculture, Engineering, Development and Science; Scientific Roets (PTY) Ltd. She received her PhD in Agricultural Economics from the Department of Agricultural Economics, Extension and Rural Development of the University of Pretoria under the leadership of Prof. Johann Kirsten in 2004. Merida was awarded the J.L. Irvin-Rumevite Prize in Ruminant Nutrition in 1991, the Bronze Medal of the South African Society of Animal Science in 1994, the Research Marketing Directors' Award of ANPI in 1998, was nominated for the Woman in Agricultural Science Award in 1998, received the Best Scientist award from the National Department of Agriculture in 2001 for her work on the Commercialisation of Indigenous Goats, was nominated as Agriculturalist of the Year by the Agricultural Writers Association of the Northern Region in 2002 and was granted a fellowship by the American Association for the Advancement of Science in collaboration with the South African Department of Science and Technology in Radio Science Journalism in 2002. In her spare time Merida uses her microscope to study the natural environment of her and her husband Adriaan's farm outside the town of Kokstad in rural KwaZulu-Natal, South Africa.



Justin W. van Fleet holds a Master of Education in International Education Policy from the Harvard University Graduate School of Education in Cambridge, Massachusetts, and a Bachelor of Arts in International Politics and Spanish from Frostburg State University in Western Maryland. He has

published and presented several papers on topics of intellectual property, human rights and international education policy. With a deep interest in human rights issues, Justin has lived and studied in Bolivia (Colegio Don Bosco) and Argentina (Universidad del Salvador, Buenos Aires). Justin currently serves as an independent consultant as well as a Program Manager at NetAid, focusing on educational training and evaluation for programs committed to developing a national constituency for international development in the United States. Justin worked as a Research Assistant at the Harvard University School of Public Health's François-Xavier Bagnoud Center for Health and Project Coordinator for the Science and Human Rights Program at the American Association for the Advancement of Science (AAAS) in Washington, D.C. During his tenure at AAAS, Justin focused on issues of intellectual property, traditional knowledge and human rights. He co-published a handbook on intellectual property issues for local and indigenous communities and presented the models at a United Nations World Intellectual Property Organization Inter-governmental Committee meeting in Geneva, Switzerland. Justin currently resides in New York City. When not at work or writing, Justin can be found hunting for an apartment in Manhattan or whipping out some salsa moves on a dance floor.

Merida Roets and Justin van Fleet first met in 2002 at the American Association for the Advancement of Science in Washington D.C., where Merida was a South African Radio Science Fellow and Justin a staff member for the Science and Human Rights Program. Since 2002, the two have been brainstorming a way to integrate intellectual property tools developed at AAAS into the Southern African context. This publication is the result of years of brainstorming and cross-Atlantic emails.

TABLE OF CONTENTS

| | |
|--|----|
| ABOUT THIS MANUAL | 1 |
| ABOUT THE AUTHORS | 2 |
| TABLE OF CONTENTS | 3 |
| TIPS FOR FACILITATORS | 5 |
| INTRODUCTION | 5 |
| <i>Tips for Success: Ten tips for your success as a facilitator:</i> | 5 |
| <i>Managing Groups: Tips for Facilitating Groups: Seven tips for facilitating group exercises:</i> | 6 |
| PRE-WORKSHOP: INSTRUCTIONS TO FACILITATORS | 6 |
| <i>Actions needed: You must arrange the following long before the workshop starts:</i> | 6 |
| PURPOSE | 7 |
| INTRODUCTION | 7 |
| WHAT WILL THIS TRAINING DO? | 7 |
| WHAT WILL THIS TRAINING NOT DO? | 8 |
| <i>Activity 1: Setting the Scene</i> | 8 |
| <i>Activity 2: Planning to learn something new</i> | 8 |
| <i>Activity 3: Introducing the participants</i> | 9 |
| EXPLORING RIGHTS | 10 |
| OVERVIEW | 10 |
| SUMMARY OF AGREEMENTS AND RIGHTS | 11 |
| <i>Activity 4: Understanding Rights</i> | 12 |
| <i>Activity 5: Case study in Intellectual Property Rights</i> | 13 |
| <i>Case Study: The Hoodia Succulent</i> | 14 |
| EXAMINING AGRICULTURAL RESOURCES | 15 |
| OVERVIEW | 15 |
| <i>Sample Knowledge Claims</i> | 15 |
| <i>Activity 6: Identifying Knowledge Claims for Agricultural Products</i> | 15 |
| Worksheet 1: Describing the Knowledge Claim | 17 |
| Worksheet 2: A Cultivation Timeline for the Knowledge Claims | 18 |
| Worksheet 3: The Geographic Boundaries of the Knowledge Claims | 19 |
| Worksheet 4: Summarising the Knowledge Claims | 20 |
| COMMUNITY MAPPING: WHO ARE WE BENEFITING | 21 |
| OVERVIEW | 21 |
| <i>Activity 7: Identifying the knowledge claim stakeholders</i> | 21 |
| MATCHING COMMUNITY VALUES AND AGRICULTURAL KNOWLEDGE CLAIMS | 22 |
| OVERVIEW | 22 |
| <i>Cultural Categories</i> | 22 |
| <i>Goal-Oriented Categories</i> | 25 |
| <i>Activity 8: Identifying the community values relevant to the knowledge claim</i> | 27 |

| | |
|---|----|
| DETERMINING THE MOST SUITABLE INTELLECTUAL PROPERTY OPTION | 28 |
| <i>Activity 9: Matching the claim and its owners to Intellectual Property options</i> | 28 |
| ASSESSING IP | 29 |
| INTRODUCTION | 29 |
| ACCESS AND BENEFIT SHARING | 29 |
| CONSERVATION AREA (ONLY AVAILABLE IN SOUTH AFRICA) | 30 |
| GEOGRAPHICAL INDICATIONS: REGISTERED COLLECTIVE MARK | 31 |
| PATENT | 31 |
| TRADEMARK | 32 |
| TRADE SECRET | 32 |
| REGISTERED DESIGN | 33 |
| PUBLIC REGISTRY | 34 |
| COPYRIGHT | 35 |
| PATENT: BIOLOGICAL PROCESS/PRODUCT (SOUTH AFRICA ONLY) | 36 |
| PLANT VARIETY CERTIFICATE (SOUTH AFRICAN ONLY) | 36 |
| <i>Activity 10: Reviewing the Intellectual Property option</i> | 37 |
| FURTHER EXPLORATION OF GI | 38 |
| TAKING ACTION AS A COMMUNITY: PLAN FOR THE POTENTIAL USE OF IP SYSTEM | 39 |
| APPENDIX A: SOUTH AFRICA: COMMUNITY KNOWLEDGE | 42 |
| APPENDIX B: SOUTH AFRICA: INDIVIDUAL KNOWLEDGE | 43 |
| APPENDIX C: SOUTH AFRICA: PUBLIC KNOWLEDGE | 44 |
| APPENDIX D: NAMIBIA: COMMUNITY KNOWLEDGE | 45 |
| APPENDIX E: NAMIBIA: INDIVIDUAL KNOWLEDGE | 46 |
| APPENDIX F: NAMIBIA: PUBLIC KNOWLEDGE | 47 |
| BIBLIOGRAPHY AND REFERENCES | 48 |

Cover: Cartoon used with permission of Dr.Jack and Farmer's Weekly

*"This manual builds off the AAAS publication by Hansen and van Fleet entitled "Traditional Knowledge and Intellectual Property: A Handbook on Issues and Options for Traditional Knowledge Holders in Protecting their Intellectual Property and Maintaining Biodiversity, American Association for the Advancement of Science, Washington, DC, 2003" by placing IP in a Southern African context.
To learn more, visit: shr.aaas.org <<http://shr.aaas.org>>*

TIPS FOR FACILITATORS

Introduction

As a facilitator, you are responsible for creating the learning environment and maintaining the flow of the workshop. You must be aware of the participants' needs and be sensitive to their concerns. The following tips will help you to achieve a successful workshop.

Tips for Success: Tips for your success as a facilitator:

1. Manage time wisely. Time is a motivating factor in learning processes. If you go too slowly, the participants will lose interest and commitment.
2. Give brief presentations. Encourage participants to speak up and participate actively in discussions and exercises.
3. Follow the instructions for the exercises:
 - use different techniques
 - promote active participation
 - increase interest and level of motivation
4. Avoid 'shortcuts' while working on topics. Keep the same level of interest while making presentations, doing exercises and listening to reports. Remember that as a facilitator you are responsible for the results of the workshop.
5. Do not let your interest and willingness to teach diminish. Show concern for the participants' learning and be patient!
6. Be an attentive and good listener. The participants expect you to value their ideas and to look at them while speaking. These positive attitudes increase your credibility with the participants.
7. Praise your participants for their efforts and for good performance. This shows that you recognize their input and consequently increases their level of motivation.
8. Make sure that your participants feel positive and that they are satisfied with the workshop. Ask for their feedback at the end of the day.
9. Be confident of your success as a facilitator. Go through the whole plan and be well prepared. Let them see you are competent and self-confident.

My Notes

PURPOSE

Introduction

Intellectual property (IP) refers to the creations of peoples' minds: inventions, designs, processes, knowledge or unique characteristics resulting from human ingenuity. Intellectual property rights (IPRs) are forms of recognition of ownership over these creations of the mind, giving the owner exclusive rights to their use, sale and modification. The purpose of this resource guide is to allow farmers and farmer organizations to evaluate agricultural products – and the knowledge that goes into production of those products – to determine whether intellectual property rights may help promote linkages to markets and increase the value of the agricultural goods. This resource guide helps assess the potential use of intellectual property in regard to the community goals, values and interests, ensuring that intellectual property promotes development in a positive manner.

What will this training do?

This training will take the participant through several steps, allowing him or her to understand the potential values or “red flags” associated with utilizing intellectual property rights for agricultural goods. The training will do this by a series of steps:

1. Exploring the rights of South African and Namibian farmers;
2. Mapping the community to determine:
 - who are the “members” or “resource owners” invested in the production of the resource and
 - what are the goals of the members of the given community;
3. Examining agricultural resources to determine the potential knowledge claims, paying specific attention to:
 - the production steps,
 - the unique characteristics associated with those steps, and
 - the unique characteristics of the final agricultural product;
4. Matching community goals and values with the characteristics of each knowledge claim to determine potential synergies and tensions with intellectual property rights options;
5. Assessing each of the applicable intellectual property rights options for each knowledge claim;
6. And creating a plan of action to utilize the intellectual property system.

This resource guide will point out ways in which intellectual property can help or harm the community and assist in the identification of potential protection measures the community can take to prevent misappropriation of the knowledge surrounding its agricultural resources.

Throughout the guide, the word community will be used when talking about the knowledge stakeholders. This word should be used loosely to define the participants attending the training and the others they represent taking part in the production of the agricultural resource. Community can refer to a group of farmers, a cooperative, a company, or a group of people sharing in the production of an agricultural product.



What will this training not do?

Completing the training and reading this resource guide cannot guarantee that intellectual property rights will be compatible with the community's agricultural resources. There are no promises that intellectual property will be compatible with the knowledge, promote economic development, or that the community's application for intellectual property rights will be approved by the government. This tool is not an advocate for or against the use of intellectual property, but instead an impartial assessment tool designed to help the agricultural community in South Africa and Namibia decide whether intellectual property rights can support community needs and generate development opportunities.

Activity 1: Setting the Scene

The day of the training will be a day of intense learning and interaction. To ensure that the group achieves the goals by the end of the day, begin by setting ground rules for the workshop. Every participant should be given a small piece of paper (a quarter of an A4 foolscap paper will do).

Group exercise: 10 minutes: Instructions

1. Have each participant write down the most important rule he or she feels should be adhered to during the course of the workshop. When finished participants should hand the piece of paper to the facilitator.
2. The facilitator will read out each of the participant's suggested rules, and write them in large letters on a piece of flip-chart paper (with the heading "Rules of this Workshop") taped (with masking tape) to the venue's wall.
3. The facilitator will ask if there are more suggested rules for the workshop. These will be added to the list of rules.
4. Facilitator: Have you included rules such as:
 - You are responsible for your own comfort
 - Let's start and stop on time.
 - Let's experiment and explore new ideas and ways of doing things
 - Suspend judgment
 - Take responsibility for learning
 - Have fun!

My Notes

Activity 2: Planning to learn something new

It is important that every participant goes away from the workshop feeling that they have made a contribution to the workshop as well as feeling that they have benefited from the workshop. To ensure this, participants should help outline what it is the group is interested in learning. Every participant is given a piece of paper (half an A4 foolscap with do).

Individual Exercise: 5 minutes: Instructions

1. Participants should write down one thing that he or she would like to learn in today's workshop.
2. The pieces of paper should be kept in sight during the workshop. When participants feel they have learned that thing, tear the piece of paper up and throw the pieces into the air, so that the group can celebrate!

My Notes

Activity 3: Introducing the participants

Before the start of the capacity-building workshop, it is important for all participants in the training to feel comfortable with one another and understand why each individual is sitting around the same table to assess the applicability of intellectual property for South African/Namibian agricultural resources. This simple activity can start the dialogue and help to facilitate this process. It also engages participants in outlining potential outcomes that they would like to see result from the workshop, allowing the facilitator(s) to focus on these desired outcomes during the training process. The facilitator(s) should participate in this activity to ensure that a sense of equality is felt among instructors and participants.

Working in Pairs: 1 hour: Instructions

1. Participants should pair off. If there are an odd number of participants, there may be one group of three.
2. Each pair should take five minutes to interview one another. Each partner should ask the other partner four questions:
 - a. What is your name?
 - b. What is your role in the agricultural community?
 - c. Why did you decide to attend this training?
 - d. What do you hope to be an outcome of this training?
3. Once the interviews are complete, each partner will introduce the other to the entire group. After they are introduced, allow the partner the opportunity to add or clarify anything that was mentioned in his or her introduction.
4. As the partners are introduced, the facilitator will keep track of the desired outcomes of the group during the training.
5. The facilitator will review the outcomes with the entire group and address any immediate concerns or unrealistic expectations.
6. Continue to the next section on exploring rights.

My Notes

EXPLORING RIGHTS

Overview

Several international agreements – from declarations and legally-binding covenants to trade agreements – provide protections for the rights of South African and Namibian farmers' knowledge, innovation and development. The **Universal Declaration of Human Rights (UDHR)**, signed in 1948, states that everyone has the right to ...

“...freely participate in the cultural life of the community, to enjoy the arts and share in scientific advancement and its benefits.”

This document also states that everyone...

“...has the right to the protection of the moral and material interests resulting from any scientific, literary or artistic production of which he is the author.”

While not legally-binding, the declaration sets forth a clear, common ideal that society as a whole is to benefit from scientific advancement while at the same time individuals have rights over their personal discoveries and innovations, both scientific and artistic. Governments signing the UDHR indicate that they intend to provide these rights to their citizens. South Africa and Namibia have both signed this declaration.



This declaration has been divided into two additional documents which are legally binding and also signed by South Africa and Namibia. One of these documents, the **International Covenant on Economic, Social and Cultural Rights (ICESCR)**, codifies these rights into international law, meaning that the member countries must implement laws to protect these rights within their borders. The rights are outlined in Article 15 and state:

The State Parties to the present covenant recognize the right of everyone:

- To take part in cultural life;
- To enjoy the benefits of scientific progress and its applications;
- To benefit from the protection of the moral and material interests resulting from any scientific, literary or artistic production of which he is the author.

Looking particularly at clauses B and C, the governments of South Africa and Namibia have committed to providing the **right to scientific advancement** and its application (new discoveries, medicines, agricultural techniques, etc.) to all of its citizens, while at the same time protecting the **rights of the individual inventors and innovators** in the sciences.

Moral rights are rights of credit or ownership that attribute an individual with a particular innovation whereas **material rights** refer to rewards for contributing an innovation to society (often monetary rewards). One way that this is done is through its intellectual property laws. While it is debatable whether intellectual property adequately protects the rights, especially in determining the tipping point between the rights of the individual and the rights of the group, in its current legal format, it allows for individuals to have protection over the rights of a discovery for a period of time, and then allows the discovery to become public knowledge and available to everyone. We will look more at how this system can work later in this guidebook.

The **Convention on Biological Diversity (CBD)**, another international agreement to which South Africa and Namibia are members, sets forth a mandate for countries to adopt national legislation to

“...respect, preserve and maintain knowledge, innovations and practices of indigenous and local communities... for the conservation and sustainable use of biological diversity.”

It also states that the wider application of the knowledge, innovations and practices should occur with ...

“...the approval and involvement of holders of such knowledge” and that...

“...equitable sharing of the benefits arising from the utilization of such knowledge, innovations and practices”

...should be encouraged.

Essentially, the Convention protects the knowledge-holders’ right to participate and determine the use of the knowledge and at the same time, share in any benefits arising from its use. **The International Labor Organization Convention No. 169** also safeguards the rights of

“...peoples concerned to the natural resources pertaining to their lands,”

including the right to

“...participate in the use, management and conservation of these resources.”

The South African constitution provides for property rights; where property is seen as those resources that are generally taken to constitute a person’s wealth, which are recognized and protected by law. Such resources are legally protected by private law rights – real rights in the case of physical resources, contractual rights in the case of performances, and intellectual property rights in the case of intellectual property. Specifically, clause 4b of Section 25 of the South African Constitution states that “property is not limited to land.”

South Africa and Namibia protect these rights through their legislative system, creating laws that support the countries’ commitment to international agreements and standards.

Intellectual property law is one way that these countries protect the rights of the individual and groups over knowledge, innovation and discoveries. While some of the laws in each country differ, the basic premise behind the creation of the laws is the same; this guidebook will make note of any specific distinctions of which the reader should be aware. One way in which the protections for intellectual property are standardized are through the **World Trade Organization’s Agreement on Trade Related Aspects of Intellectual Property (TRIPs)**. This agreement internationalizes the minimum protections for intellectual property in countries like South Africa and Namibia. If South African or Namibia fail to provide these protections, their status in the WTO can be jeopardized. By providing protections such as patents, copyrights and trademarks, knowledge can be protected within the borders of South Africa and Namibia belonging to the respective citizens of these countries *and by foreigners*. It is very important to note that these minimum protection standards benefit the moral and material rights of South Africans, Namibians, and foreigners within the South African and Namibian borders. For example, a discovery in Europe could be protected in South Africa, protecting the moral and material interests of the European innovator in South Africa, preventing its use, sale or distribution without the proper protection of moral and material rights of the European owner. To facilitate this process, agreements such as the Patent Cooperation Treaty allow a patent on an innovation to be filed once and protected in many countries across the globe. We will talk about patents later in this guidebook.

Summary of Agreements and Rights

| Agreement | Right |
|--|--|
| <p>Universal Declaration of Human Rights and the International Covenant on Economic, Social and Cultural Rights</p> | <p>Societal Right to Scientific Advancement and its Benefits</p> <p>Individual right to moral interests resulting from a scientific, literary or artistic production</p> <p>Individual right to materials interests resulting from a scientific, literary or artistic production</p> |
| <p>Convention on Biological Diversity</p> | <p>Right to respect, preservation and maintenance of knowledge, innovations and practices of local communities</p> <p>Right to approve and be involved in the wider use of knowledge, innovations and practices</p> <p>Right to equitable sharing of benefits arising from the use of the knowledge, innovations and practices</p> |
| <p>International Labor Organization Convention No. 169</p> | <p>Right to natural resources pertaining the peoples’ lands</p> <p>Right to participate in the use, management and conservation of resources</p> |

Activity 4: Understanding Rights

From the preceding discussion it becomes clear that various international treaties, covenants, declarations and trade agreements specifically draw attention to the rights of citizens regarding their access, use of and right to share in the benefits accruing from their natural resources and traditional knowledge. Let's ensure that we all understand what these concepts mean.

Group exercise: 30 minutes: Instructions

1. Form 4 groups. The facilitator will do this by assigning everyone a number from 1 to 4. All the "ones" form one group, all the "twos" form the next group, all the "threes" form the third group and all the "fours" form the fourth group.
2. In each group, elect one person to be the group's scribe (the person who will write down the points of your discussion), elect one person to be the group's time-keeper (this person reminds the group that they are running out of time for the exercise) and one person who will be the group's reporter (the person who will explain your findings to the rest of the workshop).
3. Each group will discuss the issue that corresponds to the group's number below. Each group should make a summary of their discussion and explain to the rest of the participants the group's understanding of the issue. Each group has 10 minutes for the task therefore groups should work quickly and keep track of time.
4. When the time is finished the participants move back into plenary and each reporter is given 2 minutes to report on the results of his/her group's discussion.
5. Invite questions from the participants and clarify any misunderstandings. Do not allow the discussion to go over 15 minutes.

Group issues:

1. What are rights? and, Who grants rights?
2. What rights do you have as an individual or community over your knowledge and know-how?
3. List the legally binding and not legally binding international agreements.
4. What is the difference between moral and material rights?

My Notes

Case Study: The Hoodia Succulent

For hundreds of years, the San of Southern Africa collected and used the *Hoodia gordonii* succulent to eat less, slim down, and as an appetite suppressant and method to maintain their energy levels on their two to three-day hunting trips (*Hoodia* had the same effect on their hunting dogs). In 1995 the Council for Scientific and Industrial Research (CSIR), a parastatal research organization of South Africa, after years of research on the plant, obtained the approval for a patent on the active ingredient of *Hoodia*. This patent gave the CSIR exclusive rights over the sale, production and use of the active ingredient of *Hoodia* for staving off hunger. International pharmaceutical companies Phytopharm in the UK and Pfizer in the USA expressed interest to commercialise this active ingredient as an anti-obesity drug. In 2001, WIMSA (Working Group of Indigenous Minorities in Southern Africa), a San-owned regional networking organization, learnt about the CSIR patent and the international commercialization possibilities. Despite the patent, the knowledge of the potential use of *Hoodia* spread across the globe, and people started to make *Hoodia* pills in developed countries. These people are making a lot of money. What should the San do? Do they have any rights over the *Hoodia* succulent?

(See the box on the Reference page regarding the actual result of this case)



EXAMINING AGRICULTURAL RESOURCES

Overview

In order for Intellectual Property Rights to be examined for their efficacy over knowledge systems, one must first identify what the knowledge or innovation is. The most basic form of knowledge that can be applicable to intellectual property rights is defined as a knowledge “claim.” A claim is a **process** or **unique characteristic** that either **creates something new** or **adds value to an existing product**. See the chart below for sample claims.

Sample Knowledge Claims

| Process Claim | Biological Resource | Plus Process (Cultivation, Preparation and/or administration) | Equals Product |
|--|------------------------|--|-------------------|
| The process of chewing a slice of the <i>Hoodia succulent</i> to stave off hunger. | <i>Hoodia gordonii</i> | Chewing on Stem | Staves off hunger |

| Unique Characteristic Claim | Biological Resource | Plus Environmental Physical Characteristics | Adds Value/Makes Unique |
|--|---------------------|---|------------------------------|
| Growing basmati rice in particular regions of India and Pakistan to improve quality and taste. | Basmati Rice | When grown in regions of India and Pakistan | Has higher quality and taste |

With agricultural goods, the best place to start in identifying knowledge claims is at the end, with the final product. The final product, the product which goes to market, should be clearly identified. Next, a process should occur in which the stakeholders in the product determine the unique characteristics of the final product as well as the processes and knowledge that are involved in its production. In developing a list of processes and knowledge, a timeline should be used to assess cultivation and preparation of the agricultural resource in creating a final product for market as well as any uses and methods of use of the final product.

Activity 6: Identifying Knowledge Claims for Agricultural Products

This exercise aims to develop a comprehensive list of knowledge claims based on the agricultural product, product characteristics and the inputs used in the development of the final agricultural product for potential intellectual property protection


This exercise will require a lot of brainstorming and group participation. The knowledge, know-how and information presented by the groups at the end of this activity will be vital to examining the potential of intellectual property options for the knowledge.

Group exercise: 1 hour: Instructions

1. Form 4 groups. Do this by having participants arrange themselves in groups that contain at least one person wearing glasses, one person wearing anything white, and one person over forty and one person under thirty. The group can contain more than four people. When participants feel correctly organised, they should move to a group work table or area to undertake this exercise.
2. When in groups, elect a scribe, time-keeper and reporter as before.

3. All the groups will do the first step of the exercise together (Steps a and b below). Once the agricultural product is clearly defined, then the groups will each work further on that product. (If more than one agricultural product is defined, decide whether different groups will work on the same or each on different agricultural products. If the groups work on the same products it can be a source of interesting debate and comparison. If the groups work on different agricultural products, more ground will be covered in the one day workshop).
4. Using the steps illustrated in the worksheets over the following four pages, identify and describe a knowledge claim related to the Agricultural Product to be examined during the workshop.
 - a. Identify the final agricultural product. Do a brainstorm regarding the agricultural product under discussion here today.
 - b. Describe the **final product** by addressing the following questions:
 - i. What is this product?
 - ii. What is it used for? What benefits would a consumer of this product experience?
 - iii. Does this product have any variability?
 - iv. How is this product sold? Are there any place-names, insignia or slogans used in its sale?
 - v. Are there other similar products? What makes this product unique?
 - c. Develop a timeline of the **cultivation and preparation** of this product, starting with the first thing the community does to produce the final agricultural product.
 - d. As the timeline is developed, identify any special characteristics and steps involved. At each step determine whether a degree of specificity exists. For example, if a participant says “We sow the seeds on the hillside,” question why on the hillside as opposed to the valley or top of the hill. This will bring out very relevant processes for the development of knowledge claims.
 - e. While developing the timeline, be sure to identify and capture any special steps, inputs, or human factors (skills, history, culture, breed selection criteria, cultivar propagation techniques, recipes or trade secrets) used in the development of the agricultural product.
 - f. Once the timeline is complete, identify the area of production, defining all geographic boundaries. Then comment on any geographically distinctive features (including climate, topography, soil, water, vegetation, etc.) of this area.
 - g. When the time is finished each reporter will present the results of their group’s findings to the rest of the group. If more than one group worked on the same knowledge claim, this is an excellent opportunity to share the results and debate the differing group’s results. The information may be able to be combined to create a more sturdy knowledge claim. Post the combined development of this knowledge claim on a wall for the entire workshop to see. If different knowledge claims were developed, post the different knowledge claims around the workshop for later reference.
 - h. Move on to the next section.

My Notes

| CULTIVATION TIMELINE | |
|--|--|
|  | NOTES: |
| | SKILLS |
| | HISTORY |
| | CULTURE |
| | BREED SELECTION CRITERIA |
| | CULTIVAR PROPAGATION TECHNIQUES |
| | RECIPES |
| | TRADE SECRETS |
| FINAL PRODUCT | |

GEOGRAPHIC BOUNDARIES OF PRODUCTION

Draw a map depicting the geographical region where this product is produced

NOTES:

CLIMATE

WATER

TOPOGRAPHY

VEGETATION

SOIL

| KNOWLEDGE CLAIMS | |
|---|--|
| <p><i>Resource + Process = Product</i></p> <p>or</p> <p><i>Resource + Environmental/Physical Characteristic = Added Value</i></p> | <p>NOTES:</p> <p>Who knows about this claim(s)?</p> |
| <p>Claims</p> | |

COMMUNITY MAPPING: WHO ARE WE BENEFITING

Overview

An important aspect of Intellectual Property is to determine who the knowledge holders and stakeholders are, and what the resource means to them. The knowledge holders are the people who hold and/or use the knowledge; the stakeholders are the people in the community with a direct interest in the knowledge. Knowledge can originate within a community or enter the community from the outside. If the knowledge is not originally from within the community in question, then it may not be subject to Intellectual Property Rights, and may already be part of the public domain. If the knowledge is from within the community, then it needs to be determined whether it originates from an individual, multiple individuals or the community as a whole. It is further necessary to determine who uses or has access to the knowledge. Knowledge can be used by no one, an individual, multiple individuals, a community, or people outside the community.

Any Intellectual Property Rights option will depend on how many people are aware of this knowledge and who these people are. It should be determined clearly who owns or knows about each knowledge claim. Disclosure of knowledge is very relevant in determining the level of intellectual property protections available to the community. For instance, if know-how used in the production of an agricultural resource is public knowledge known outside of the community, it will not be possible to claim a sole proprietary right over the knowledge in the intellectual property system.

Activity 7: Identifying the knowledge claim stakeholders

Group exercise: 15 minutes: Instructions

Phase 1

1. Form 4 groups. Do this by forming a long line by having participants self-arrange A to Z using their first names. Speaking is permitted. When participants are correctly organised the facilitator will break the line up into four roughly equal groups and assign each group a number. Move to a group work table or area to undertake this exercise.
2. When in groups, elect a scribe, time-keeper and reporter as before.
3. Using the knowledge claim(s) developed in the previous exercise, each group must determine the answers to the following questions for each knowledge claim:
 - a. Who are the knowledge holders regarding this knowledge claim? Identify them clearly.
 - b. Who are the stakeholders regarding this knowledge claim? Identify them all.
 - c. Are the knowledge holders a defined community? Are there different communities within the group of knowledge holders?
 - d. Is the community a legal entity or organisation formally recognized by the government (Co-operative, Trust, company, etc.)?
 - e. Is the knowledge owned and known to only an individual, a group of individuals, or the entire community (as defined in questions a through d, above)?
 - f. Did the knowledge claim originate from within the community or from without?
 - g. By whom is the knowledge claim used? To whom is the knowledge claim accessible?
 - h. When the time is finished each group shares the results of their discussions with the rest of the workshop.

My Notes

MATCHING COMMUNITY VALUES AND AGRICULTURAL KNOWLEDGE CLAIMS

Overview

In this section of the guidebook, knowledge holders can assess their knowledge claims against their community's cultural and goal-oriented interests. For each knowledge claim, there will be several categories of interests that the community will have to explore. These categories of interests examine the cultural underpinning and goals of the community for the claim.

Each of these community interests have been cross-referenced with intellectual property options and rated as to whether the intellectual property option is supportive, neutral or detrimental to the cultural and goal-oriented aspects of the claim. There are six cultural categories and six goal-oriented categories.

After identifying the potential options, the next section of the guidebook will allow agricultural communities to assess the positive and negative aspects of each option and make decisions toward seeking intellectual property protections.

Cultural Categories

The cultural categories look at the use and context of the knowledge claims relating to the community's well-being and tradition.




Spiritual Importance: This category asks whether the knowledge claim is of any spiritual significance or importance to the community. If so, are there certain degrees of reverence which should be associated with this knowledge claim, especially as regards to claiming it as property or using it in a manner associated with sales and distribution.

My Own Examples


Necessary for Sustainability: This category asks whether the knowledge claim is of importance for the sustainability of a community. In this regard, the community should determine if the preservation of this claim is vital for the community's survival. Would the impact be significant if this knowledge claim did not exist in the community?

My Own Examples



Traditional Secret: This category refers to the type of knowledge and its relationship to its historical and cultural context. The category asks whether this knowledge is secret, known by one or a few and not disclosed outside of the community.

My Own Examples




Economic Dependency: This category specifically refers to the degree to which the knowledge claim fuels the community with income to promote well-being. Is the community dependent upon this knowledge claim for income generation?

My Own Examples



Medicinal Property: This category looks at the use of the knowledge claim in the community, specifically asking whether the knowledge claim is used for medicinal purposes to cure or ease illness, and if so, if it is important for the community to maintain this medicinal use.

My Own Examples



Historical Significance: This category asks the community to consider the context of the knowledge and determine whether it is of historical importance to the community through its roots in tradition and practice.

My Own Examples

Goal-Oriented Categories

The goal-oriented categories ask the community to think about what they would like to use the knowledge claim for and what ultimate purposes the use of this knowledge could serve for the community.

Increase Profit: This goal-oriented category is purely economic in nature, asking the community if generating more profit for the community is a primary goal.

My Own Examples



Avoid Exploitation: This category is environmental in nature, asking the community to consider if a main goal is to avoid exploitation of the community with regards to this knowledge claim. Would the community like to avoid the entrance into the community of outsiders seeking to use the knowledge related to the agricultural product? Specifically, is the community opposed to outsiders using the natural resources associated with the knowledge claim?

My Own Examples



Dissemination for Public Good: This category asks the community to consider whether a primary goal would be to disseminate the knowledge claim so that others outside of the community can benefit. This category does not consider income to be of primary importance.

My Own Examples



Avoid Piracy: This category is concerned with the duplication of this knowledge by others, potentially to profit, without the prior consent of the community. Is the community opposed to having others take and use this knowledge claim freely without giving credit to the community?

My Own Examples




Privacy: This category specifically targets the question of to what degree the community is comfortable with the spread of the knowledge. Does the community want to maintain the knowledge within the community or is it acceptable for the knowledge to be spread to others outside the community?

My Own Examples

Preservation: For agricultural products, does the community want to preserve the biological resources associated with these products? This category asks the community to decide if preserving biological resources and diversity is a primary goal.

My Own Examples



DETERMINING THE MOST SUITABLE INTELLECTUAL PROPERTY OPTION

Once the knowledge claim, the knowledge holders and the interests of the knowledge holders regarding the knowledge claim has been defined, it is possible to determine the most suitable Intellectual Property option that may be useful for a particular knowledge claim.

Activity 9: Matching the claim and its owners to Intellectual Property options

Group exercise: 15 minutes: Instructions

1. The facilitator will assist the group to identify a single knowledge claim that will be used for this exercise.
2. Once the knowledge claim has been decided, review who owns or knows about the knowledge claim (community, individual or public). Choose the relevant worksheet from the Appendices A through F.
3. Using the results from the previous exercise determine the cultural category and goal-oriented category that is relevant to the knowledge claim. If it is relevant, highlight the category vertically. If the participants deem the category not relevant, do not mark anything.
4. Once the six cultural categories and six goal-oriented categories have been reviewed, horizontally tally the number of black, grey and white boxes in the **categories selected as relevant**. Be sure only to count the highlighted categories, not all of the categories.
5. Compare the results of each option, noting that black indicates that an option could be potentially detrimental. Grey indicates that an option is neutral and does not support nor hinder the community's realization of goals and cultural values while white indicates that the intellectual property option could support the cultural or goal-oriented category.
6. Based on the tally, the more black squares, the less likely the option is relevant and the more white squares, the more likely the intellectual property option is of potential benefit to the community.
7. Determine which of the intellectual property options the community would like to consider for the knowledge claim based on the tally. In doing so, consider:
 - a. What is the overall community goal in selecting this option?
 - b. How does this option relate to the values of the community?
 - c. Can this goal somehow support the needs identified by the stakeholder community in the previous exercise? (E.g. if a need identified was funding for education fees, does the option provide for the potential to profit, whereas profits could support an educational trust?)
 - d. Evaluate anticipated impact of the option in the immediate and long-term (both pros and cons).
8. This exercise can then be repeated for each knowledge claim.
9. The next section of the manual examines the pros and cons of each potential option.

My Notes

ASSESSING IP

Introduction

This section of the guidebook will allow communities to assess intellectual property options identified as potential options for their knowledge claims and determine whether the option appears to meet the community needs outlined in the community mapping exercise as well as the cultural and goal-oriented aspects related to the knowledge claim. This section gives an overview of each intellectual property option as well as the benefits and cautions that should be considered when making a final decision about pursuing the option.

Access and Benefit Sharing

Access and benefit sharing is not an intellectual property protection, but instead a means to arrive at potential intellectual property rights protection and/or market access. By pursuing this option, the community will have to develop an agreement with an outside company or research institute which allows the outside entity access to the biological resources in question to perform further research, sampling, testing and/or market analysis to achieve market access for the good and/or intellectual property protections. This option is forming a partnership with another entity, in which this entity adds additional value to the knowledge claim beyond the capacity of the community. This entity may also share in the moral and material benefits related to the knowledge. Essentially, with access and benefit sharing, there are two options:

1. The community licenses its knowledge to a second party or
2. The community enters into an agreement with a second party to further develop the knowledge.

While this option has the potential to generate much profit for the community, it also involves a deal of risk in disclosing knowledge and resources to an outside entity. For this, it is important that a lawyer represent the community and develop a contract with the outside company or organization that articulates the rights of the community in line with the goal and cultural dimensions of the knowledge. For this option to exist, the community must first identify an outside partner and convince this partner of the potential benefit. Contractual arrangements are very important in access and benefit sharing agreements and should be carefully crafted to protect the community's interest by a legal authority. The South African Biodiversity Act of 2004 includes specific guidelines for access and benefit sharing. The community may be required to obtain a permit from the government to engage in bio-prospecting or engage in a materials transfer with a party outside of the Republic.

Keep in mind the benefits and cautions related to this option:

Benefits:

- Potential for profit, market access and intellectual property protections are high
- An additional value-added will be applied to the knowledge claim by partnering with an outside company or organization

Cautions:

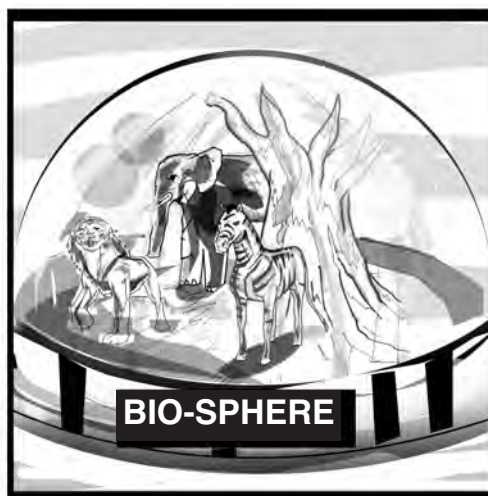
- A contractual agreement should be determined that is in the best interest of the community and mutually beneficial for both parties
- The benefits arising from the knowledge claim must be shared between the community and company or organization involved in the agreement
- The knowledge claim must be shared with an outside entity and no longer remains solely within the community.



Conservation Area (Only available in South Africa)

Conservation areas are geographical regions established with particular protections for natural resources, biological diversity and cultural resources related to the biological resources and management. This is a legal protection granted by the government of South Africa which can prevent commercial exploitation of a region while protecting the community, culture and resources within the area. The guidelines for establishing a conservation area fall under the South Africa Biodiversity Act of 2004 and the South African Protected Areas Act of 2003. There are four types of protected areas recognized in South Africa:

1. Special nature reserves, nature reserves (including wilderness areas) and protected environments;
2. World heritage sites;
3. Specially protected forest areas, forest nature reserves and forest wilderness areas declared in terms of the National Forests Act, 1998 (Act No. 84 of 1998); and
4. Mountain catchment areas declared in terms of the Mountain Catchment Areas Act, 1970.



While the conservation area option relies on the community's ability to meet the stipulations set forth by the Minister for national environmental management, there are several key benefits and cautions.

Benefits:

- Protects biological resources and cultural activity related to biological resources within a geographical region
- Sets forth limitations for bio-prospecting and safeguards against exploitation and environmental degradation

Cautions:

- Does not protect against the misappropriation of knowledge claims associated with the biological resources

Geographical Indications: Registered Collective Mark

Geographical indications are used to establish the reputation of an agricultural product based on the territory or locality within which it is grown. The special attributes of this territory, such as climate, topography, soil, water, vegetation, history and cultural know-how all can distinguish a good though the use of geographical indications. The geographical indication is a form of trademark (see below) and in South African and Namibian law can be filed as a registered collective mark under the Trade Marks Act. **A specific section later in this guidebook places further emphasis on the geographical indication and explains more about its uses to link farmers to markets.** There are a few key benefits and cautions to keep in mind.

Benefits

- Distinguishes a product by its location as being superior in quality, primarily for marketing purposes
- Controlled by a group or an association of stakeholders, determining membership and resource use and standards

Cautions

- Does not protect against the use of the knowledge claim under a different name not associated with the region in the geographical indication.



Patent

A *patent* is the grant of a monopolistic right for the use and sale of an invention over a specific period of time. The patent provides the holder with a legal monopoly preventing others from using or benefit materially from the knowledge. In South Africa, a patent lasts for 20 years, and is granted if an invention is:

- new,
- involves an inventive step, and
- Can be applied in trade, agriculture or industry.

In order for an invention to be considered new, it must not have been made available to the general public in oral or written form.

Patents in Namibia last for 14 years and can be granted for inventions that are:

- new,
- useful, and
- Applicable for trade/industry.

In order for an invention to be considered new in Namibia, it cannot have been known or used by others or for sale for two years outside of Namibia. While the monopolies of patents can protect the material and moral interests over innovations, there are several benefits and cautions that should be considered.

Benefits

- Provides the holder with a monopoly over the production, use and sale of an invention for a predetermined period of time.

Cautions

- The knowledge claim must be disclosed to the public

Σ Once the patent expires, the holder no longer has sole right over its production, use and sale.

Both South Africa and Namibia have joined the Patent Cooperation Treaty, which means that by filing a single patent application, the filer can designate up to 128 countries that are member to the treaty to apply for the patent.

Trademark

A *trademark* is any name, word, symbol or device used by a manufacturer or merchant to identify his or her goods and distinguish them from goods manufactured or sold by others. Trademarks are used to distinguish goods from one another for consumers, allowing a manufacturer or producer to build a reputation to accompany a product. Manufacturers must be careful not to use the same name, words or symbols to distinguish their products as their competitors; it can be deemed unfair competition if it has the potential to confuse consumers. In both South Africa and Namibia, trademarks are valid for ten years and then can be renewed for additional ten year periods. In both countries, in order to be granted a trademark, the applicant must:

- have a name, word or symbol capable of distinguishing a product,
- have the intention to use the mark, and
- Use the mark in the course of trade.


A collective mark can be registered using a geographical place name through the Trade Marks Act as a geographical indication (see GI above). There are several benefits and cautions for trademark use.

Benefits

- Distinguishes an agricultural product from others in the marketplace
- Adds value to a product

Caution

- Does not protect the knowledge-claim from use or sale by others



Trade Secret

Under common law in South Africa and Namibia, a *trade secret* is any formula, pattern, machine or process used in a business to give the user an advantage over competitors who do not know about the secret. With a trade secret, the benefit arises from owning the knowledge claim and not allowing anyone else to have access to the claim. In order for this to happen, the community must make a strict effort to maintain the secrecy of the knowledge claim. Communities having a trade secret can do two things:

- use the secret to have a benefit over competitors, or
- License the secret to another entity with a contract giving benefits to the community where the secret originates.

If a trade secret were to become known by an outside entity, the holder of the trade secret could seek injunction to stop its use or seek damages if the knowledge-holding community can prove that efforts were maintained to keep the knowledge claim a secret and that the information was obtained through fraud or unfair means. Once the knowledge of a trade secret is discovered by another entity, the discoverer is free to use the knowledge claim to his or her advantage.

Benefits

- Use of the knowledge claim gives the community an advantage over competitors
- The trade secret has no time limitation and is valid as long as the community can manage to maintain secrecy over the claim.

Caution

- Trade secrets have no legal protection maintaining secrecy or rights over the knowledge claim to the community
- Once the secret is in the public domain, it can be use by others without permission



Registered Design

A *registered design* grants a temporary monopoly right to an individual for disclosing a design to the public. A registered design relates to the shape or appearance of an article irrespective of whether it is patentable or not. A registered design is based on drawings, photographs or other pictures which illustrate the shape or appearance of the relevant object. There are two types of registered designs applicable in Southern Africa: aesthetic designs and functional designs.

Aesthetic designs are granted to provide a monopoly over the use of the visual appearance of an object. Examples include artisan work, the shape of pottery or the pattern on a print or in fabric. This type of registered design is not for a design based on functionality, but instead, based on appearance. The design must have a stylish element such as shape, pattern or ornamentation.

A *functional design* is a temporary monopoly to an individual based on an object whose design is dictated by its function. Examples of functional designs would be a water well pulley system or bridge trusses. Functional designs do not have to have an element of visual appeal. At the same time, functional designs can also be registered as aesthetic designs if they meet criteria for protection based on their appearance unrelated to function.



In South Africa, registered aesthetic designs are valid for a maximum of 15 years and registered functional designs are valid for a maximum of 10 years. Both require the completion of an annual renewal process after three years.

While absolute novelty is not required for registered designs, it is advisable to register a design before disclosure to maximally protect the rights of the knowledge-holder. The right is not valid until it has been approved by the proper government agency; therefore disclosure of the design prior to its registration can result in a loss of monopolistic privileges.

Keep in mind the benefits and cautions related to registered designs:

Benefits:


- Provides a temporary monopoly over the use of a design
- Protects visual elements of knowledge not falling under copyright or patent protections
- Can protect functional designs related to patentable knowledge

Cautions:

- The design must be released to the public
- Once the registered design period of protection expires, the design is free for public use without royalty payments

Public Registry

Because novelty is a requirement for the patenting of knowledge, a public registry is one of the best ways to prevent knowledge misappropriation by documenting it in the public domain to disprove other claims of novelty. Disclosing knowledge in the public domain causes a community to lose sole rights to material benefits from its novelty but at the same time can secure the moral rights over a knowledge claim. By documenting a knowledge claim in a public registry, the knowledge is placed in the public domain, known and used by everyone. In doing so, the community cedes any proprietary, monopolistic rights over the knowledge claim and allows anyone to use the knowledge freely for his or her own benefit. By documenting knowledge in the public domain through a public registry, the community is establishing prior art through defensive disclosure. *Prior art* is the establishment of knowledge, disproving novelty so that others cannot patent or claim rights over the knowledge. While South Africa and Namibia have broad definitions of what constitutes prior art, including oral description of the knowledge, it is best to document the knowledge claim in a public registry in a written format to avoid any potential complications in preventing misappropriation. The more accessible the knowledge is to the public, the less likely misappropriation will occur. Consider any public registries maintained by the governments of South Africa or Namibia, published journals or the Traditional Ecological Knowledge Prior Art Database (TEK*PAD) administered by the American Association for the Advancement of Science as potential locations to publish the knowledge claim.



While South Africa and Namibia have broad definitions of what constitutes prior art, including oral description of the knowledge, it is best to document the knowledge claim in a public registry in a written format to avoid any potential complications in preventing misappropriation. The more accessible the knowledge is to the public, the less likely misappropriation will occur. Consider any public registries maintained by the governments of South Africa or Namibia, published journals or the Traditional Ecological Knowledge Prior Art Database (TEK*PAD) administered by the American Association for the Advancement of Science as potential locations to publish the knowledge claim.

Benefits

- Knowledge claim is in the public domain and can be used or modified by anyone
- Moral rights are recognized through disclosing use
- Disproves novelty making it difficult for others to claim a patent on the knowledge

Caution

- The community loses any proprietary rights over the knowledge claim, especially patent rights.
- Any research performed on the knowledge claim placed in the public domain resulting in additional discoveries or inventions can be claimed through intellectual property rights and the benefits do not have to be directed to the community placing the information in the public registry

Copyright

A copyright is the protection of the work of authors or artists giving them the exclusive right to publish their work or determine who may publish the work. Typical works falling under copyright protection include literary works, music, art, photographs, sound recordings and broadcasts. In South Africa and Namibia, copyrights last for different periods of time dependent upon the type of work being protected:

| Work | Duration of Copyright |
|--|--|
| Literary, musical or artistic work (not photographs) | Life of author plus 50 years |
| Cinematograph films, photographs and computer programs | Fifty years from the end of the year the work was made available to the public |
| Sound recording | Fifty years from end of first publishing the recording |
| Broadcasts | Fifty years from the end of the year the broadcast takes place |


While a copyright may seem difficult to use for agricultural products, it may be feasible to obtain a copyright over any written instructions, diagrams or audio/visual productions related to the production of the agricultural product. Cultural elements of the knowledge claim may be able to be copyrighted. While the copyright gives the community ownership over the right to publish the work, the work is exploitable by others in terms of the thoughts, facts, experiences or general ideas expressed in the work given that they are not directly copied.

Benefits

- Provides ownership over the exclusive right to publish a work
- Protects written and audio/visual performance related to the production of an agricultural product

Cautions

- Copyrights eventually expire
- Copyrights may not protect the entirety of the knowledge claim
- Elements of the works protected by copyright can be exploitable if not directly copied



Patent: Biological Process/Product (South Africa Only)

While Namibia and South Africa do not have plant patents, there is a protection *in South Africa*, allowing for the patenting of microbiological processes or products. These processes and products may be very relevant in the agricultural sector and have the same requirements as a South African patent. The microbiological processes and products must be:

- novel
- involve an Inventive step, and
- Have the ability to be applied in trade, agriculture or industry.

These patents have a duration of twenty years.

Benefits

- Provides the holder with a monopoly over the production, use and sale of an invention for a predetermined period of time.

Cautions

- The knowledge claim must be disclosed to the public
- Once the patent expires, the holder no longer has sole right over its production, use and sale.



Plant Variety Certificate (South African Only)

The plant variety certificate gives breeders' rights over a plant. This option is only available in South Africa and not in Namibia. Plant variety certificates provide a limited monopoly over the production, use and sale of a plant; they have the duration of 25 years for vines and trees and 20 years for all other classes of plants. In order for a plant to qualify for this certificate, it must be:

- new,
- distinctive,
- uniform and
- Stable.

Failure to demonstrate any of these claims makes the plant not eligible for a certificate.

Benefits

- Limited monopoly over the production, use and sale of a plant

Cautions

- Full disclosure of the plant is required and the knowledge is placed in the public domain
- The plant can be used by others for research during the protections of the plant variety certificate



FURTHER EXPLORATION OF GI'S

As mentioned in the previous section, geographical indications are used to establish the reputation of an agricultural product based on the territory or locality within which it is grown. In Southern Africa, this intellectual property right can be accomplished through registration of one of two distinct types of marks: collective marks and certification marks. This guidebook will focus primarily on the use of collective marks: marks in which the geographical indication is based on place name. For geographical indications not utilizing a place name, a certification mark may apply. The guidebook will address the additional criteria for certification marks at the end of this section.

Using a collective mark to protect a geographical indication based on place name requires the establishment of an association of persons; the members of this association have the right to use the geographical indication. If considering a geographical indication, the association should initially consist of the knowledge-holding community: people identified as “knowing about the knowledge claim” in the knowledge claim identification steps. These people are stakeholders in the knowledge. All existing ownership structures relating to the product should be considered when finalizing the association.

To apply for a collective mark, an association of producers must first be formed. In forming the association, community members must develop the rules for the use of the collective mark as well as rules for membership. The association must apply to the proper government agency (Register of Trade Marks) in order to register the mark. All enforcement, quality control, use and membership criteria are determined privately by the associations' members; there are no general legal frameworks prescribing the use of a geographical indication.

Because of the association's control over the geographical indication, it is very flexible in nature and allows for community-based control. The community sets the standards of the indication and dictates its use. As mentioned earlier, a geographical indication is comprised of one or many elements related to the geographical production of the agricultural product causing the product to be of unique or distinct quality. Other intellectual property rights can be utilized to protect specific elements contributing to the overall geographical indication.

Geographical indications take into account the human, cultural and geographical dimensions of the agricultural product. The association should consider the following elements of the agricultural product when determining the scope of the geographical indication:

- Uniqueness
- Specific species
- Product use and variability of use
- Human factors of production
- Production practices, production systems and processes
- Geographical references and other indications (slogans, etc.)
- Physical area of production
- Environmental characteristics contributing to production
- History
- Association with culture
- Existing reputation of product in relationship to its geographical origins

Geographical indications not utilizing a place name for the product in question are not eligible for collective marks, but instead certification marks. *Certification marks* must be registered by a certifying body and approved by the relevant government agency. Once approved, the certifying body controls the use and quality control of the mark, however the certifying body *cannot engage in the trade of products using the certification mark*. The certifying body is an independent agency. Producers wishing to utilize the certification mark must apply to the certifying body, and pending their approval, may use the mark. Most geographical indications have a place name and the certification mark will not be as relevant as control of the mark does not reside within the community but instead with an independent body.

TAKING ACTION AS A COMMUNITY: PLAN FOR THE POTENTIAL USE OF IP SYSTEM

By this point, the community should have:

- completed a community map detailing the goals of the community,
- determined a list of knowledge claims relating to an agricultural product,
- evaluated the cultural and goal-oriented aspects of the knowledge claims,
- determined preliminary intellectual property options as well as red flags associated with the option and
- Selected the best-fitting option after considering both the general benefits and cautions associated with the option.

As the community pursues the potential option(s) it has identified, this section asks a series of questions allowing the community to develop a “to-do” list and action plan to pursue intellectual property protection. Communities are reminded that once this process is complete, they should seek legal counsel to ensure that their interpretations and plans to utilize intellectual property are consistent with the legal requirements and stipulations relating to the option the community has selected.

Step 1: Confirm the Community Definition

- How is the community defined?
- Are all of the stakeholders in the knowledge represented in the discussions over its use? If not, what should be done to solicit their input and/or approval?
- Is there a need for a legal definition of the community? How should this be established?

Step 2: Assign Roles

- Who will manage the day-to-day activities in the solicitation of intellectual property protection?
- Has the community outlined the roles and responsibilities needed to pursue intellectual property protection?
- Does the legal definition of the community include by-laws dictating specific roles and responsibilities which must be filled?

Step 3: Reinforce Community Goals

- Returning to the community mapping exercise, what are the community’s overall goals? Reinforce the community’s goals and keep them at the forefront of all discussions.

Step 4: Address Any Pending Red Flags

- Returning to the matrices, were any red flags raised as a result of cross examining cultural and goal-oriented aspects of the knowledge with the selected intellectual property right (these are determined by black boxes at the intersection of the selected category and selected intellectual property right)?
- How will these cautions be remedied?
- Is there a need for additional protections not provided for in the intellectual property system to adequately protect the knowledge?

Step 5: Determine Any Pending Questions or Concerns

- Does the community feel comfortable pursuing this option?
- What other information is needed before proceeding (legal questions, etc.)
- Who is needed to answer/address these questions and concerns?

Step 6: Protect Against Disclosure

- Based on the intellectual property option the community has selected, be sure to protect against any knowledge disclosure to outside entities while soliciting further information and pursuing the option. Disclosure could result in knowledge piracy!

Step 7: Determine Additional Resources

- Aside from legal counsel, who else will be needed to make the implementation of an intellectual property right successful? Marketing experts? Economists? Business partners? Scientists?

Step 8: Follow IP-Option Specific Guidelines**Access and Benefit Sharing**

- Determine scope of knowledge to be shared.
- Determine specific community-desired outcomes.
- Pursue any other relevant intellectual property options before disclosing the knowledge to a third party to prevent against piracy.
- Assess requirements for a permit through the Biodiversity Act.
- Determine the type of contractual agreement in the best interest of the community.
- Determine and approach likely partners.

Conservation Area

- Determine region/type of area based on the South African Protected Areas Act
- Solicit protection from state

Geographical Indication: Registered Collective Mark

- Determine if the knowledge claim is suitable for a collective or certification mark.
- Determine the scope of the geographical indication.
- Establish the association.
- Apply for protection.

Patent

- Determine patentability criteria: novelty, non-obviousness/inventive step and industrial application.
- Determine countries where patent protection should be sought (Country, Region, international with PCT). Remember, you can use the Patent Cooperation Treaty to file in up to 128 countries with one application (although you must pay fees for each country).
- Apply for protection in relevant countries through the patent offices.
- Do not disclose the knowledge claim until it is officially patented.

Trademark

- Determine the good which will be distinguished with a trademark.
- Develop a name, word, symbol or device to brand the good.
- Verify that an existing trademark is not being used.
- Apply for the trademark.

Trade Secret

- Make a concerted effort not to disclose the knowledge claim.
- Develop tactics and strategies for how the trade secret can be beneficial in marketing the product.
- Consider licensing the trade secret but be very careful not to disclose the knowledge claim.

APPENDIX B: SOUTH AFRICA: INDIVIDUAL KNOWLEDGE

| Individual Knowledge | Potential Option | Poor | Neutral | Possible | Preservation | Privacy | Avoid Privacy | Avoid Exploitation for Public Good | Dissemination for Public Good | Increase Profit | Historical Significance | Historical Properties | Medical Secret | Traditional Secret | Economic Dependency | Necessary for Sustainability | Spiritual Importance |
|----------------------|---|------|---------|----------|--------------|---------|---------------|------------------------------------|-------------------------------|-----------------|-------------------------|-----------------------|----------------|--------------------|---------------------|------------------------------|----------------------|
| | | | | | | | | | | | | | | | | | |
| | Access/Benefit Sharing | ■ | | | | | | | | | | | | | | | |
| | GI: Registered Collective Mark | | | | | | | | | | | | | | | | |
| | Patent | | | | | | | | | | | | | | | | |
| | Trademark | | | | | | | | | | | | | | | | |
| | Trade Secret | | | | | | | | | | | | | | | | |
| | Registered Design | | | | | | | | | | | | | | | | |
| | Public Registry | | | | | | | | | | | | | | | | |
| | Copyright | | | | | | | | | | | | | | | | |
| | Specifically for Biological Resources: | | | | | | | | | | | | | | | | |
| | Patent: Biological Process/Product | | | | | | | | | | | | | | | | |
| | Plant Variety Certificate | | | | | | | | | | | | | | | | |

APPENDIX C: SOUTH AFRICA: PUBLIC KNOWLEDGE

| Public Knowledge | Potential Option | Poor Neutral Possible Preservation Privacy Avoid Piracy Avoid Exploitation for Public Good Dissemination for Profit Increase Profit Historical Significance Historical Properties Medicinal Secret Traditional Secret Economic Dependency Necessary for Sustainability Spiritual Importance | | | | |
|------------------|--------------------------------|--|---|---|---|---|
| | | 1 | 2 | 3 | 4 | 5 |
| | Access/Benefit Sharing | ■ | | | | |
| | Conservation Area | | | | | |
| | GI: Registered Collective Mark | | | | | |
| | Trademark | | | | | |
| | Public Registry | | | | | |

APPENDIX F: NAMIBIA: PUBLIC KNOWLEDGE

| Public Knowledge | Potential Option | | | | |
|-------------------------------|--------------------------------|--|--|--|--|
| | | | | | |
| Spiritual Importance | Access/Benefit Sharing | | | | |
| Necessary for Sustainability | GI: Registered Collective Mark | | | | |
| Economic Dependency | Trademark | | | | |
| Traditional Secret | Public Registry | | | | |
| Medicinal Properties | | | | | |
| Historical Significance | | | | | |
| Increase Profit | | | | | |
| Dissemination for Public Good | | | | | |
| Avoid Piracy | | | | | |
| Avoid Piracy | | | | | |
| Privacy | | | | | |
| Preservation | | | | | |
| Possible | | | | | |
| Neutral | | | | | |
| Poor | | | | | |

BIBLIOGRAPHY AND REFERENCES

Adams and Adams, online resources, available online at: www.adamsadams.com, accessed 2006.

Claude, R. P. 2000. *Popular Education for Human Rights: 24 Participatory Exercises for Facilitators and Teachers*, Human Rights Education Associates: Cambridge.

Geingos, V. and M. Ngakaeaja, 2002. *Traditional Knowledge of the San of Southern Africa: Hoodia gordonii*. Fact sheet of the South-South Biopiracy Summit: "Biopiracy – Ten Years Post-Rio" Hosted by Biowatch South Africa, 22-23 August 2002, Johannesburg: South Africa.

Gifis, S. 1996. *Law Dictionary: Barron's Legal Guides, 4th Edition*, Barron's Education Series.

Hansen, Stephen and Justin W. van Fleet, *Traditional Knowledge and Intellectual Property: A Handbook on Issues and Options for Traditional Knowledge Holders in Protecting their Intellectual Property and Maintaining Biodiversity*, American Association for the Advancement of Science, Washington, DC, 2003.

South African Biodiversity Act, 2004.

South African Protected Areas Act, 2003.

Universal Declaration of Human Rights, 1948.

San and the Hoodia case study.

It was important to the San that the CSIR acknowledged that the original source of the knowledge regarding Hoodia was the San traditional knowledge. The San delegates then appointed the South African San Council to negotiate with the CSIR on behalf of all San in the region. These negotiations led to the signing of a memorandum of understanding in which the CSIR acknowledged the San's prior intellectual property rights in respect of Hoodia. The CSIR also agreed to negotiate a benefit-sharing agreement to take effect if the plant reaped success in the marketplace.

The General Assembly of WIMSA agreed that future benefits deriving from Hoodia would be shared by the San in all countries in which they live (A trust was established). The San also agreed that they would not want to threaten the viability of the planned commercial undertaking between the CSIR and the international commercial partners. It was also agreed that the relationship between the San and the CSIR should not only involve monetary "sharing" but also knowledge sharing. The Department of Science and Technology (DST) would provide information to the San on any international patenting of South African plants, and the San would share their traditional knowledge regarding their use of South African plants.

It was further recommended that the Government of South Africa should direct more attention and resources to support indigenous communities who are directly responsible for the creation, maintenance, custodianship and development of their own indigenous knowledge. The need for vigorous formal consultation with indigenous people in South Africa regarding laws on biodiversity and benefit-sharing was requested and that DST should support regional awareness-raising on IP issues.

ANNEXURE 3

CAPACITY BUILDING WORKSHOPS: INFORMATION DISCUSSED AND PRODUCED BY THE DIFFERENT GROUPS

Table 1: Honeybush Tea Product Summary Chart

| Uses | Benefits |
|---|--|
| <ul style="list-style-type: none"> ▪ Medicinal ▪ Antioxidant ▪ Aromatic ▪ Colorant (brown) ▪ Cold and Hot Drinks ▪ Thirst-quencher ▪ Sweetener | <ul style="list-style-type: none"> ▪ Caffeine-free quality ▪ Taste of sweet honey ▪ Pleasing smell ▪ Ability to mix well with other teas and juices |
| Variability | Sale |
| <ul style="list-style-type: none"> ▪ Differs in the fineness of the chop ▪ Three or four distinct species ▪ Fermentation process ▪ Harvest times and processes ▪ Amount of spray residue exposure ▪ Area-specific characteristics (climate, soil, etc.) <p><i>(All of the above influence taste and quality.)</i></p> | <ul style="list-style-type: none"> ▪ Sold in bulk ▪ Labels and place names ▪ Domestic and in export markets ▪ Sold as green tea, normal tea, organic and non-organic ▪ Unfermented tea is sold in supermarkets ▪ Loose tea is sold locally ▪ Packaging and blending of the export tea is unknown. ▪ Sold under the names of <i>Cape Natural and Cape Honeybush</i> utilizing a honeybush logo, which come along with production standards (owned by ARC). ▪ Trademarks are used within the industry |
| Similar Products | Unique Characteristics |
| <ul style="list-style-type: none"> ▪ Rooibos ▪ Buchu ▪ Herbal ▪ Bush Teas | <ul style="list-style-type: none"> ▪ Sweet honey tastes (natural sweet) ▪ Origin – South Africa (East/West Cape) ▪ Aroma (sweet, honey) ▪ All same species ▪ Possible medicinal ▪ Caffeine free |

Table 2: Honeybush Tea Production Timeline Summary Chart

| | Harvesting from the Natural veld – sustainability issues |
|---|--|
| <p>Considerations: Area, soil structure and preparation, sub-species to use, planting material – seeds or cuttings</p> | <p>Origin – more than 2000 years old Komga mountains:-</p> <ul style="list-style-type: none"> • <i>Cyclopia intermedia</i> – slope on top • <i>Cyclopia subternata</i> – streams and moist areas wetlands <p>Prefer – south slope – good drainage Misty area Specific sites- Melmoth – “Mountain tea”</p> <ul style="list-style-type: none"> • <i>C. makulata</i> (middle leaf) • <i>C. sessiliflora</i> – (Heidelberg) • <i>C. longifolia</i> • <i>C. pubessence</i> <p>Harvest only adult plant, Leave smaller, weaker, individuals)</p> <p>How often: ± 10 years veld fire cycle – new strong growth Ready for cutting – 12 Months Rest period ±3 years (growth season) Indicator reduced at ±4 year (less flower and seed production) 2nd Harvest Repeat burn – promotes new seed germination. Small plants not harvested for 3 years</p> |
| Cultivation | Harvesting |
| <ul style="list-style-type: none"> • Soil is analysed and corrections made • Plough or rip available land • Acidic soil – pH 5-5.7 • Soil fraction is connected to specie grown • No fertiliser required • No irrigation required • Only biological pest control used <p>April/June</p> <ul style="list-style-type: none"> • Seedling must be firmly planted (roots should not touch any air) • Plant depth: 6cm • Plant spacing: 70cm • Row width: 1.5m • (don't need to water) • Maintenance: Weed control • Harvest as stems after 1 year, then annually • Stems are about as thick as a pencil and | <ul style="list-style-type: none"> • Material is inspected throughout the harvesting process • The necessary amount of material is collected for fermentation • The material is finely chopped – 1mm (this is also the bruising process) – 2 hours • Fermentation (the temperature and time – 60hr - of this process is a unique recipe). A stainless steel rotating drum at 60 degrees Celsius is used) • Drying is either done by sunlight on a clean surface, or with a drum or shelf dryers (12hr) • The material is sifted and sorted in to different grades – less than 5mm and 5 – 10 mm • The rougher grades are re-processed if necessary • Grades are packaged in 20kg bags and sewn closed |

| | |
|--|--|
| <p>approximately 1m in length (from January to April). The stems are pruned back to about 30cm</p> <ul style="list-style-type: none"> Pruning is done by hand | <ul style="list-style-type: none"> they are labelled with the lot number, date, grade name and specie The buyers remix and repackage the material Samples are sent for analysis for micro-organisms |
|--|--|

Map 1: Geographical description of the Honeybush tea production area

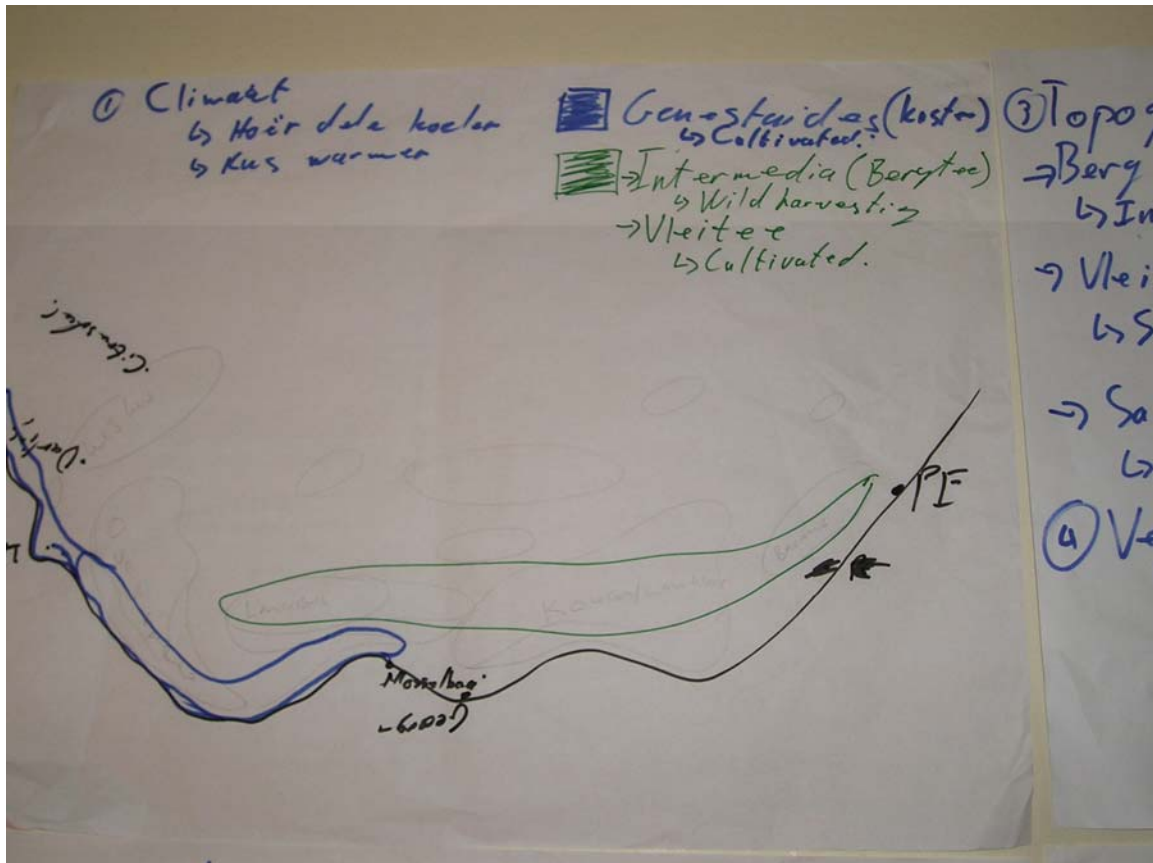


Figure 1: Honeybush Tea Stakeholders

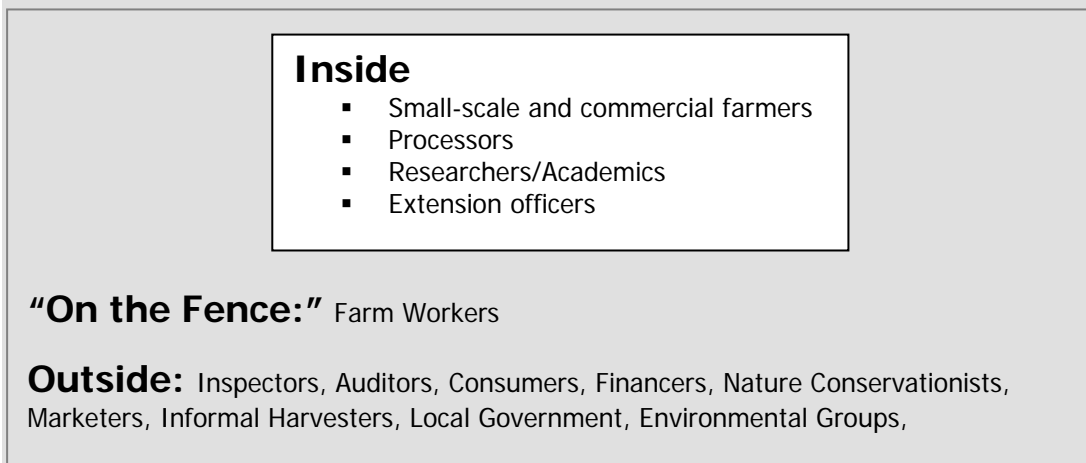


Table 3: Honeybush process knowledge claims

| Geographical Knowledge Claim | | |
|----------------------------------|--|---|
| Biological Resource | Plus environmental physical characteristics | Adds value/ makes unique |
| Cyclopia species (area specific) | <ul style="list-style-type: none"> • Only Western and Eastern Cape (Endemic) • Low pH, low P soil • Low rainfall / dryland • Resprouters can withstand fire: (<i>C. intermedia</i> – 2-4 year harvest) (<i>C. genistoides</i> – annually harvest) • Reseeders after fire no regrowth (<i>C. subternata</i> – annually harvest) • Legume – fix nitrogen | <ul style="list-style-type: none"> • Sweet honey taste • Health properties • Endemic |
| Processors | The process of fermenting 1mm fine tea (bruised + pressed in chopping process) by adding a percentage of water to make it damp, putting it in a stainless steel drum, at 60° Celsius, turning the drum at least 3 times per day for 60 hours to achieve a tea with a distinct smell and taste (to the maker’s satisfaction). <i>Details vary by processor.</i> | |
| Traditional Producers | The process of a cool, slow burn after the rains (never in drought) of an area of roots and stems of 100 year old. plants which result in: <ul style="list-style-type: none"> – 80% more seed germination – 100% Higher regrowth | |
| Commercial Producers | The process of planting a plant w/ a minimum of four shoots of at least 30 cm height, that has a sound root system, grass green in colour, covered with leaves (but no flowers) and planted 6cm deep, 70cm apart in rows 1.5m apart and watered, which in one year, develops into a healthy plant, stems 1m in length, as thick as a pencil with unique ability to be pruned for replanting while at the same time harvesting two tons of wet tea. | |

Table 4: Nguni Hide Product Summary Chart

| Uses | Benefits |
|---|--|
| <ul style="list-style-type: none"> ▪ Furniture ▪ Clothing ▪ Shoes/ sandals ▪ Motor industry ▪ Traditional uses ▪ Blankets ▪ Motor seats ▪ Bags, luggage ▪ Décor ▪ House ware (placemats, etc.) ▪ Wall covering ▪ Upholstery ▪ Musical Instrument ▪ Sleeping mats / Cushions | <ul style="list-style-type: none"> ▪ Identity ▪ Shine ▪ Quality ▪ Durability (proven) ▪ Naturally + organically produced |
| Variability | Sale |
| <ul style="list-style-type: none"> ▪ Colours ▪ Patterns (symmetrical) ▪ Hair / wool ▪ Leather Quality ▪ Size ▪ Thickness | <ul style="list-style-type: none"> ▪ “Proudly African” ▪ “A breed from the past for the future” ▪ Informal ▪ Directly to public ▪ Consumers choose hide ▪ Price (black and white = lower price; colour = more expensive; spotted pattern = more popular) ▪ Tourists ▪ Up – market ▪ Retail ▪ Not organised |
| Similar Products | Unique Characteristics |
| <ul style="list-style-type: none"> ▪ Non–cattle (sheep) ▪ Gir breed (from India) - lack skin quality ▪ Long horn (Texas) ▪ Chinese dyed patterns ▪ Mexico ▪ Goat products ▪ Brazil | <ul style="list-style-type: none"> ▪ Shine ▪ Strong skin (but thin b/c of thorns) ▪ Less tick marks (breed) ▪ Tanning process ▪ Physical characteristics (pores) ▪ Symmetric patterns ▪ Waterproof ▪ Environmental characteristics ▪ Names in different dialects |

Table 5: Nguni Hide Production Timeline Summary Chart

| | |
|---|--|
| <p>1. Breeding</p> <ul style="list-style-type: none"> ▪ Long-term process ▪ Recognize “good” qualities ▪ Genetics ▪ Integrity and Reputation of cattle ▪ Race’s history (knowing the “what” and “where” of specific animals) | <p>2. Culture</p> <ul style="list-style-type: none"> ▪ Blood lines ▪ Nguni people tribes ▪ Status of colours (e.g. Royal Zulu House = white) ▪ Colours different for each Swazi and every community tribe ▪ Leaders select best colour (king) <ul style="list-style-type: none"> ○ Community donates the best of the colour to the King ▪ Breed for beef production ▪ Apply strict criteria (based on area, size) ▪ Meet Society’s minimum standards ▪ Observation ▪ Breeders must reach specific goals |
| <p>3. Production</p> <ul style="list-style-type: none"> ▪ Cattle mgmt skills ▪ Production practices: commercial, traditional ▪ Registered v. non registered ▪ Feed natural grazing ▪ Organic vs. non organic ▪ Animal sorting (traditional vs. meat production) ▪ Survival of African environment | <p>4. Skin Processing</p> <ul style="list-style-type: none"> • Correct skinning and correct cleaning: <ul style="list-style-type: none"> ○ Wash methods: <ul style="list-style-type: none"> ▪ Cold water ▪ Dettol ▪ Salt • Drying- natural –inside & outside – 2/3 days • Fold skin with hair inside – send tannery • Tannery –One in and none in N. Cape <p>Tanneries?? In the country Grading? After tanned Tanners? Pricing History = land tanning is bad – new chemicals</p> |
| <p>5. Skin production</p> | |
| <ul style="list-style-type: none"> ▪ Skin –Tannery – Product ▪ Slaughtering ▪ Hand vs. machine (fat) ▪ First 1-2 hours = most important ▪ Hair loss (bacteria)- use salt to prevent ▪ Nguni uses same methods ▪ Handling to tannery ▪ R2000 vs. R600 | |




Figure 2: Nguni Stakeholders

Inside

- Breeders
- Nguni Societies
- Royal Houses/Nguni People
- Producers
- Processors (this stakeholder's inclusion is debatable)

Outside: Government, Marketers, Research/Academia and Financial Institutions

Table 6: Rooibos Tea Product Summary Chart

| Uses | Benefits |
|--|--|
| <ul style="list-style-type: none"> ▪ Medicinal ▪ Antioxidant ▪ Cold and Hot Drinks ▪ Thirst-quencher ▪ Alcoholic beverage (liqueur) ▪ Soap ▪ Compost ▪ Skin | <ul style="list-style-type: none"> ▪ No caffeine or tannins ▪ Relaxing ▪ General health ▪ Good for infants (substitute for mother's milk/meal) ▪ Medicinal (cancer, heart risk, immune system booster, accessible iron supplement, etc.) ▪ Refreshing ▪ Accessible iron supplement. ▪ Cosmetic ▪ Appetizer |
| Variability | Sale |
| <ul style="list-style-type: none"> ▪ Classic versus wild ▪ Classic <ul style="list-style-type: none"> ○ Super grade ○ Superfine ○ Coarse ▪ Wild <ul style="list-style-type: none"> ○ Super grade ▪ Flavour, spice ▪ Mountains versus valleys ▪ Different cuts ▪ Wild by area (roots, etc.) ▪ Soil type ▪ Harvesting / processing methods (fermentation processes different)\ ▪ Pre-harvest processing inputs ▪ Mechanically versus hand | <ul style="list-style-type: none"> ▪ Teabag or loose ▪ Contracts and clients <ul style="list-style-type: none"> ○ Exported ○ Badge ○ Organic certification ○ Logo must be on treated packets for export ○ Some bag packaging done locally ▪ Free trade ▪ Organic ▪ Place names: Yes: Wuppertal, Heiveld, Clanwilliam, Cederberg, Biedouw (Area names) ▪ Oudam (farm name) ▪ Insignia – Biedouw Valley – flowers ▪ Rooibos cup sign ▪ Heiveld - Two 'Kopjes' ▪ Wuppertal – Cup and sickle ▪ Slogans – “The original” (Eleven 'o Clock) ▪ “Anti-oxidant” (Dr Stuart's) |
| Similar Products | Unique Characteristics |
| <ul style="list-style-type: none"> ▪ Honeybush ▪ Buchu ▪ Rooibos Blends ▪ Green | <ul style="list-style-type: none"> ▪ Indigenous ▪ Only harvested once or less per year ▪ Taste, colour, aroma. ▪ Health properties ▪ Ecology and physiology distinctiveness ▪ Transformed to red then fermentation ▪ Traditional methods used for production ▪ Only small-scale farmers ▪ Give livelihood, better prices, no child labour ▪ Heritage |

Table 7: Rooibos Tea Production Timeline Summary Chart

| Cultivation | Harvesting |
|--|---|
| <p><u>April – September</u></p> <ul style="list-style-type: none"> • Soil preparation: • Must not be too rocky • Must be deep sand • Plough 0.5 m deep (a tractor works better than a donkey) • Let the land lie for 9 months to a year after ploughing <p><u>DECEMBER - JANUARY</u></p> <ul style="list-style-type: none"> • Collect the seeds (this is done by keeping back seed, picking seed up, or buying seed). • Picking up seed requires a special competence since the seeds are very small. • Seeds are also often purchased from people who specifically pick up the seeds to sell • Seeds can be cultivated into seedlings (if they were planted in July/August of the previous year and have received approximately 2 inches of rain). • Seedlings can be propagated by the farmers themselves, by a group of farmers or by a supplier • The seedlings are planted in the second week of January • 0.5 m apart (or seeds are planted, shallow – 1cm – or merely broad-sown on the ground) • The plant grows for one year • The top is pruned off (around August – before flowering in October) • Wait further until January, then harvesting can begin • Pest control is carried out as required from November to March • Pruning is a specialized task. The pieces should not be too long or too short. Older farmers mentor younger farmers. • The tea can be harvested again in one year • Experienced labour is brought in • Harvesting is done with a sickle • Harvested product is placed in a | <ul style="list-style-type: none"> • Sheaves are off-loaded on the tea ramp • The average weight is measured • The gross weight is measured (wet) • Keep the necessary records • Chop the tea with the necessary moisture • The wet tea is then spread on the tea area • It is bruised (crushed), fermented and sweated • Dried • Packed in bags • Each bag is weighed • Each bag is labelled with the producers name and number • The tea is transported to Red T Clanwilliam (A service provider) • It is sifted and sterilized • Packed into 16kg paper bags on pallets • The bulk tea is shrink wrapped and labelled • This is for export and local sales • Packaging is done by Fair Packers Cape Town • From Fair Packers it is exported overseas • Final product <p><u>UNIQUE PROCESSING STEPS:</u></p> <ul style="list-style-type: none"> • Wet tea (green, chopped, water addition is adapted according to the size of the chopped leaves – if it is heavier, less water is added, if it is finer, then more water is added, the wet tea must have a shine) + fermentation (11 – 12 hours, sweated, bruised, then dried on a cement floor) = Good quality, with a fruity aroma and bright red colour <p><u>Notes:</u></p> <ul style="list-style-type: none"> • Must be knowledgeable with experience • The amount of water added is important • The monitoring of the bruising and fermentation process is key • The sweating process takes between 11 – 12 h depending on the climatic conditions • The drying process must be done with a thin layer of tea and depends on the weather (Should preferably be done between 10:00am and 16:00pm) • There is a cultural aspects since traditional methods can be used which includes tractors, hand pricking and the use of wooden rakes • Harvesting bags can carry approximately 45 kg |

| | |
|---|---|
| rooibos tea bag, bound and closed and taken to the tea ramp | <ul style="list-style-type: none"> • During harvesting, the larger sticks and other foreign material is removed before the tea is chopped • The sifting and sterilization provides PPECB certification • The bags are labelled with the logo, year of harvest, the origin and the weight |
|---|---|

Table 8: Geographical characteristics

| | Bokkeveld/Koeboe | Matzikamma/ Nardouwberg | Cederberg | Sandveld |
|--|--|--|--|---|
| Climate (all mainly winter rain) | Same late summer rain. High temps/low temps. Low rainfall Mist | High temps. Med. to low rain, mist | High temps + low temps. High to low rainfall. Mist on high mountains | Med temp. Sea winds. Low rainfall. Coastal mist |
| Topography / Elevation | 850-450m elevation plateaus relatively flat N-S gradient (higher in north) | High elevation (±100- 450) Plateaus relatively flat | High elevation (±550-1100m) Mountains | Low elevation (±100-250) Flat |
| Soil(Acidic soils) Sandstone base | Deep sands/ gravely sands. Koffieklip Higher ph??? White sands reddish (where gravely) | | Rocky deep sands some clay soils, white sands, some yellowish clay | Deep sands, some brackishness yellow, brown reddish |
| Water Dry land | Deep water table | | Shallow water table, but very deep in places (east) | Shallow water table Brackish |
| Vegetation Fynbos | Re-sprouters, medium to low vegetation | | Re-sprouters + reseeders, high, med + low veg. | Renosterbos, low + open vegetation |

Map 2: Geographical description of the rooibos tea production area

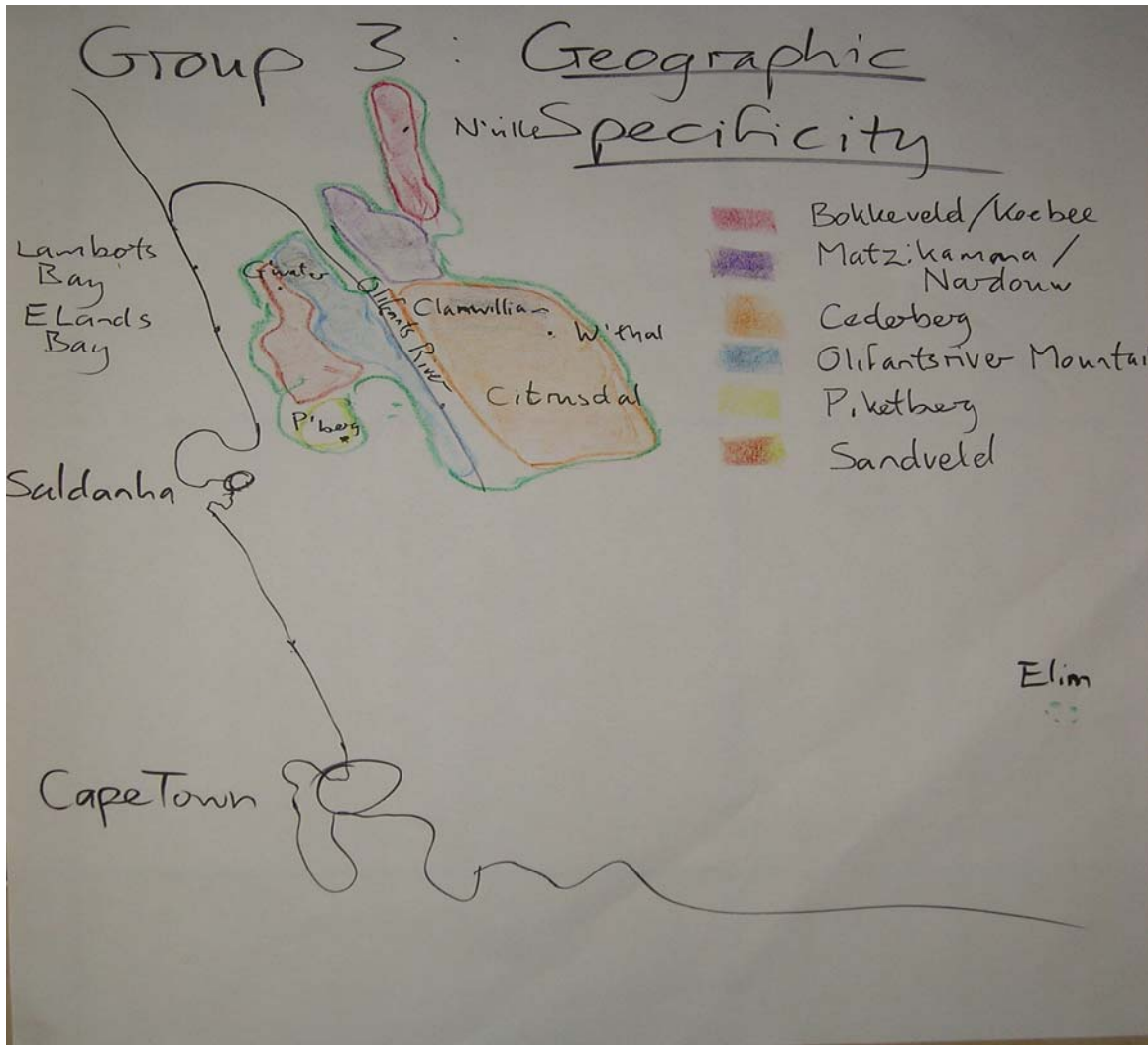


Table 9: Process Knowledge Claims

| Group | Claim | |
|-------------------|--|---|
| Processing | The process of taking a finely chopped (?), slightly damp (to a shine), green (in colour) rooibos tea and fermenting, sweating and bruising it for 11- 12 hours on a cement floor to achieve a fermented rooibos which has a fruity aroma and a bright red (but matte) colour. | |
| Harvesting | The process of harvesting (topping or pruning) a grass-green rooibos tea leaf which is as thick as a crochet needle (it could contain flowers or sticks) by holding the plant in your left hand (more leaves than sticks), a sickle in your right hand, by moving the plant over the blade of the stationary sickle (at any time of the day) to obtain a raw unprocessed rooibos tea leaf which maintains its flavour and colour properties. | |
| Geographic | Cultivated rooibos plus the geography of... | Results in ... |
| | <u>Bokkeveld</u> | <ul style="list-style-type: none"> - Rich red colour - Strong flavour with a sweet edge - Relatively rich aroma |
| | <u>Cederberg</u> | <ul style="list-style-type: none"> - Rich red colour - Strong flavour (fruity) - Strong aroma |
| | Wild rooibos plus the geography of: | Results in ... |
| | <u>Bokkeveld</u> | <ul style="list-style-type: none"> - Rich flavour (with honey tones) - Dark colour (brown – red) - Strong aroma (resprouter) |
| | <u>Cederberg</u> | <ul style="list-style-type: none"> - Lighter weight than cultivated - Darker colour (brown – red) - Wilder flavour, strong character - Reseeders & resprouter |

Figure 3: Rooibos Tea Stakeholders

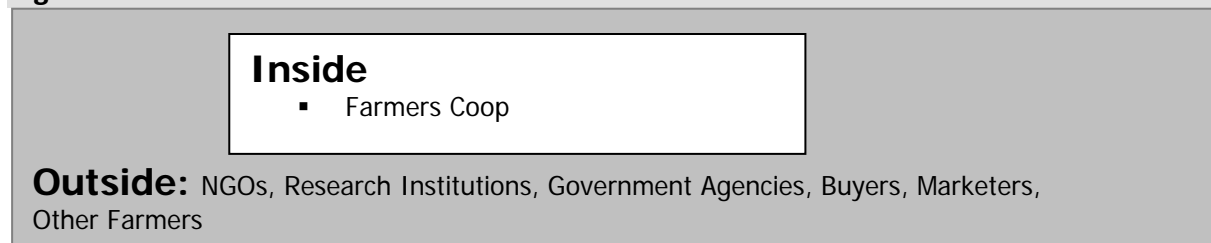
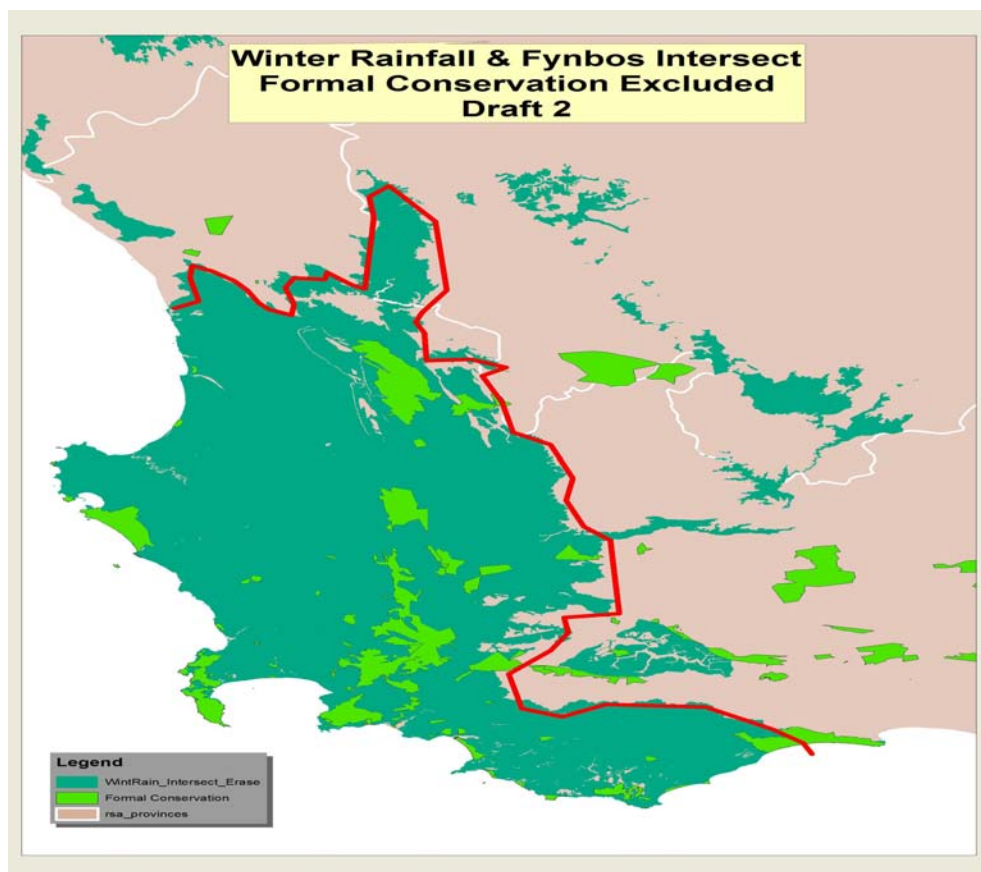


Table 10: Stakeholder values and goals

| Stakeholder | Values | Goals |
|----------------------------------|---|--|
| <i>Small-Scale Co-op Farmers</i> | <ul style="list-style-type: none"> ▪ Historical ▪ Sustainability ▪ Economic Dependency | <ul style="list-style-type: none"> ▪ Prevent Piracy ▪ Conservation |
| <i>Other Stakeholders</i> | <ul style="list-style-type: none"> ▪ Sustainability ▪ Economic Dependency ▪ Historical | <ul style="list-style-type: none"> ▪ Prevent Piracy ▪ Conservation |

Annexure 4 and 5 Delimitation of the Rooibos production area



ANNEXURE 6

MOHAIR CLASSING STANDARDS (Mohair SA, 2008)

1. CLASSING STANDARDS

To achieve uniformity with the classing of mohair, it must be classed according to regulations laid down by law. (Act on Agricultural Product Standards 1990 - Act no 119).

The object is to class each lot as evenly as possible according to the physical characteristics of mohair, with the correct content marks on bales and bags, thereby creating the necessary confidence.

2. PHYSICAL CHARACTERISTICS OF MOHAIR

The following physical characteristics play an important role in the classing of mohair:

2.1 FINENESS

Fineness is the most important characteristic which must be taken into account in the classing of mohair. To define fineness is difficult if the classer does not have the necessary knowledge. The finest hair is obtained from Kids shorn for the first time at the age of six months. As the animal grows older, the hair becomes stronger.

Within each age group fineness can be determined by the following method:

The thinner the staple and the fibre and the softer the handle, the finer the hair. Open, webbed fleeces of very soft handle are usually the finest hair.

2.2 LENGTH

The ideal length for mohair is from 125 mm to 150 mm. The trade prefers mohair to be not too short or too long. Short hair is unacceptable.

Length is a characteristic that can be measured and the different lengths with the corresponding symbol, are the following:

| SYMBOL | LENGTH |
|---------------|-----------------|
| A = | +150 MM |
| B = | 125MM - 150 MM |
| C = | 100 MM - 125 MM |
| D = | 75MM - 100MM |
| E = | 50MM - 75MM |

In each class the length should not differ with more than 25 mm.

2.3 STYLE-AND-CHARACTER

Style is the twist of the staple and character the crimp or wave of the staple. The ideal is a combination of twist and even character within a soft but nevertheless firm staple. Too much character results in spongy mohair which is an undesirable type of hair. Older Angora goats of good style-and-character continue producing hair of good quality, whilst excess style causes the goats to produce hair of a poor quality, even at a young age.

2.4 GENERAL APPEARANCE

General appearance is determined by the following:

2.4.1 Lustre

Mohair must have a bright lustre and not be dull in appearance. This lustre is very important in the processing of mohair as it accentuates the colour the manufacturer requires. This is one of the reasons why mohair is so much sought after as textile fibre.

2.4.2 Absence of foreign fibres

Mohair must be free of kemp, black and brown fibres or any other foreign fibres. Foreign fibres can harm the end-product considerably and are easily discernable once the hair has been washed and combed. Kemp does not absorb dyes and can therefore easily be noticed after the dyeing process because it appears as lighter uncoloured fibres in the end-product.

2.4.3 Condition of hair

Mohair must contain enough natural oil to be hardly noticeable. This natural oil protects the fibre against weathering and ensures healthy fibres for processing.

2.4.4 Dust, Stain and Seed

Dust - must be limited to the minimum. Goats must therefore not be driven on dusty roads or into kraals that have not been dampened. Dust can, however, be washed out reasonably effectively by dipping the goats prior to shearing.

Stain - Avoid stained hair by not herding flock while the veld is wet with dew. Stained hair can also be reduced by crutching the goats at 3 months growth.

Seed - can be avoided by keeping the goats in clean camps till after shearing; goats with long hair should not be kept in swarded camps or in old lands. After general rains seed can appear which can be detrimental to the value and quality of the clip.

3. MOHAIR CLASSING AND OUTSORTS

For each age group different classing symbols are used for the marking of the hair. These symbols are as follows:

3.1 KIDS - SYMBOL - K

Main types: SFK FK SK K FNK NK KSTN KLOX

K - Indicates hair shorn from kids.

S - Indicates good style-and-character.

F - Indicates that the hair is fine.

FNK - Indicates all fine necks.

NK - Indicates necks which are not overstrong.

KSTN - Indicates lightly stained hair.

KLOX - Indicate medium to heavily stained.

First Shearing - Six months old

Kids are shorn for the first time at the age of six months and the second time at the age of twelve months. The first hearing is the finest and as the kid grows older, the hair becomes stronger. The bulk of the first shearing will qualify for an F line. All fine hair of good style-

and-character will be classed into an SFK line and marked with the appropriate length symbol e.g. BSFK, while fine hair, which is less solid, will be classed as FK and marked with the appropriate length symbol, e.g. BFK. Second Shearing - Twelve months old

Although the hair is stronger the second shearing is still marked with the K symbol. Less hair will qualify for the F symbol. The attractive solid fleeces of good style-and-character will now be classed into a SK line, e.g. BSK. All fleeces which are less solid, will be marked with a K symbol e.g. BK. Fine soft handling fleeces which are, to a certain extent, matted can still be marked FK. Bellies - FK2 and K2

With the first shearing, the bellies are usually very fine and are classed into a FK line, according to length, e.g. CFK2, to keep it separate from the fleece lines, which are usually not as combed as the bellies. With the second shearing, the bellies are stronger and will be marked with the K symbol, e.g. CK2 or if fine CFK2. Britches - FK3 and K

The britches are usually flat and slightly matted and can also be of a shorter length. With the first shearing they are marked FK3 e.g. CFK3 to keep them apart from the fleece lines. With the second shearing, this line becomes K3, e.g. CK3 or if fine, it can also be marked CFK3.

Necks - FNK and NK

The necks are usually fine when Kids are shorn for the first time and are marked FNK with the length symbol e.g. BFNK.

With the second shearing the fine necks can still be marked FNK. However, the majority of the necks will be slightly stronger and should be marked NK. Overstrong necks are kept separately.

Heads - EFK2

The hair from the heads (kuif) and shorter hair from the legs are usually fine and are kept separately and marked according to length, e.g. EFK2. Odd short fleeces of the same fineness can be blended with this line.

Stained Hair - KSTN and KLOX

The lightly stained hair is marked KSTN and the medium to heavily stained hair is marked KLOX.

The following lines are recommended for the classing of Kid hair - (Six months growth).

KLOX - Medium to heavily stained kid hair

KSTN - All lightly stained kid hair

EFK2 - Heads * NK2 - Strong necks

NK - Fine necks: - Maximum 30 Micron

FNK - First shearing Kid Necks - Maximum 27 Micron

* DK - Short Pieces - Maximum 30 Micron

* CK - Short Fleeces - Maximum 30 Micron

* CK3 - Strong Britches - Maximum 30 Micron

* CK2 - Strong Bellies - Maximum 30 Micron

* BK - Strong Fleeces - Maximum 30 Micron

* BSK - Strong fleeces of good style-and-character - Maximum 30 Micron

CFK - Fine Open Fleeces - Maximum 27 Micron

CFK3 - Fine Britches - Maximum 27 Micron CFK2 - Fine Bellies - Maximum 27 Micron

BSFK - Fine Fleeces of good style-and-character - Maximum 27 Micron

* Mostly winter kid hair - 2nd shearing.

3.2 YOUNG GOAT HAIR - SYMBOL - YG

Main types: SFYG FYG SYG YG FNYG NYG YGSTN YGLOX

YG - indicates hair shorn from young goat

S - indicates good style-and-character

F - indicates that the hair is fine

FNYG - all fine necks

NYG - all strong necks which are not overstrong

YGSTN - all lightly stained young goat hair

YGLOX - medium to heavily stained young goat hair.

Young goat hair is obtained from Angora goats \pm 18 months old. If your flock tends to shear hair of fine quality or during drought conditions, goats up to the age of 24 months, will still produce a reasonable quantity of good quality hair, which can qualify as young goat hair. It can be assumed that most of the flocks will produce a quantity of mohair at the age of 24 months which will qualify as young goats hair. It must, however, be borne in mind that all strong fleeces and strong parts of fleeces must be classed into the appropriate adult line.

All fine solid young goat hair, of good style-and-character is marked SFYG, with the length symbol as prefix, e.g. BSFYG. All fine fleeces of open appearance and which are lacking sufficient style-and-character, are marked FYG, with the length symbol as prefix, e.g. BFYG. Young goat hair of good style-and-character which is strong but not too strong, is marked SYG with the length symbol as prefix, e.g. BSYG. All strong young goat hair with open appearance, which is not overstrong and with poor style-and-character, is market YG with the length symbol as prefix e.g. BYG.

Bellies - FYG2 and YG2

The bellies are usually combed and are classed into a FYG2 or YG2 line, according to fineness and length, e.g. BFYG2 and BYG2.

Britches - FYG3 and YG3

The britches are kept separate according to fineness and length and marked e.g. BFYG3 or BYG3.

Necks - FNYG and NYG

It is important to keep young goat necks separate and mark them FNYG. All strong necks, which are not overstrong, must be kept separate and marked NYG. Overstrong necks (stronger than 34 micron) are blended with adults and marked FNH.

When animals are shorn at the age of 24 months, there will virtually be no FNYG or NYG lines. Odd fine necks can be marked NYG, while the stronger necks must be blended with adult necks. Head - EYG2

The heads (kuif) are usually fine and are marked EYG2. If fine enough, it can be blended with the heads of KIDS.

Stained Hair - YGSTN and YGLOX

All lightly stained hair is marked YGSTN. Strong stained hair is blended with adult stained hair. Medium and heavily stained hair is packed separately and marked YGLOX.

The following lines are recommended for classing Young Goat hair - 6 months growth

YGLOX - Medium to heavy stained young goat hair

YGSTN - All lightly stained young goat hair

NYG - Strong Necks - Maximum 34 Micron

FNYG - Fine Necks - Maximum 32 Micron

DYG - Short Pieces - Maximum 34 Micron

CYG - Short Fleeces - Maximum 34 Micron

CYG3 - Britches - Maximum 34 Micron

CYG2 - Bellies - Maximum 34 Micron

BYG - Stronger Fleeces - Maximum 34 Micron

CFYG3 - Fine Britches - Maximum 32 Micron

CFYG2 - Fine Bellies - Maximum 32 Micron

CFYG - Fine Open Fleeces - Maximum 32 Micron

BSYG - Solid Strong Fleeces of good style-and-character - Maximum 34 Micron

BSFYG - Solid Fine Fleeces of good style-and-character - Maximum 32 Micron

3.3 ADULTS-SYMBOL-H

Main types: SFH FH SH H FMH MH FNH NH STN LOX

H - Indicates hair shorn from adults.

S - Indicates good to super style-and-character.

F - Indicates fineness.

FMH - Indicates all fine straight hair from adult goats and fine fleeces containing little kemp.

MH - Indicates all coarse straight hair and fleece containing little kemp, usually shorn from adult goats.

FNH - Fine Neck Pieces.

NH - Strong Necks.

STN - Lightly stained hair.

LOX - Medium to heavily stained hair.

All pure mohair from goats which, at the age of two years, are too strong to qualify as young goat's hair, are classified as adult goats, as well as all other adult goat fleeces, except RAM hair. As already recommended, it is advisable to class your animals into age groups before shearing. Having now classed your adults into age groups, namely old goats, full-mouth goats, 4 - 6 tooth goats, you can commence by shearing your adults first. Because the animals are mature you will find that the fleeces vary considerably. Some fleeces will show very little or no style-and-character and will have a harsh handle and will be classed as MH.

Fleeces showing some style-and-character will be classed into the BH line. There will even be fleeces of very soft handle and therefore fine enough to qualify for the FH lines. If it should be of soft handle and showing a small percentage of kemp, it could be classed as FMH.

The full mouth animals will; however, be stronger and will mostly be classed into the SH or H lines, e.g. BSH or BH. The odd fleeces which are finer and of soft handling can be classed into the finer (FH) lines. Overstrong fleeces with soft handling must be classed into the NH lines e.g. BNH. Very strong fleeces are grouped with the Ram fleeces.

The 4 - 6 tooth animals will shear a more solid type of hair, with good style-and-character and will mostly be classed into the SFH and FH e.g. BSFH and BFH lines, while the stronger fleeces will be classed into the SH e.g. BSH and BH lines.

Hair shorn from wethers (kapaters) will tend to be strong and will qualify mostly for the SH and H lines.

Bellies - FH2 and H2

The bellies are usually combed and kept separate from the fleece lines. However, should they have the same appearance they can be blended with the fleeces. Fine Bellies are marked according to length e.g. BFH2 or if strong, BH2.

Necks - FNH and NH

All fine necks of 36 micron and lower, as well as all strong young goat necks (over 34 micron) can be marked FNH. All strong necks (37 - 39 micron) are marked NH with the length symbol as prefix e.g. BFNH or BNH. The odd fleeces and necks of very harsh handle of 40 micron and stronger, are grouped with the Ram fleeces.

Britches - FH3 and H3

The britch usually differs from the rest of the fleece as it tends to be matted. It is kept separate from the fleece. If it is fine it is marked according to length, e.g. BFH3; or if strong, marked BH3 and pack separately from the fleeces. Overstrong britches can be classed as NH.

Stained Hair and Lox

All lightly stained hair is packed separately and marked STN, while all medium to heavily stained hair is marked LOX. All twigs, little sticks and thorns must be removed from the LOX.

Heads - EFH2

The heads from adult goats and the finer shorter hair from the legs can be blended together and marked EFH2.

The following lines are recommended for classing Adult hair (6 months growth).

LOX 2 - Heavy stained adult hair

LOX - Medium stained adult hair

STN - Light stained hair adult hair

EFH2 - Heads

MH - Strong hair from adults

FMH - Fine hair from adults

FNH - Fine necks - Maximum 36 Micron

NH - Strong necks - Maximum 39 Micron

DH - Short Pieces - Maximum 39 Micron

CH - Short Fleeces - Maximum 39 Micron

CH3 - Strong Britches - Maximum 39 Micron

CH2 - Strong Bellies - Maximum 39 Micron

BH - Strong Fleeces - Maximum 39 Micron

BSH - Strong Fleeces of good style-and-character - Maximum 39 Micron

BFH - Fine Fleeces - Maximum 36 Micron

CFH3 - Fine Britches - Maximum 36 Micron

CFH2 - Fine Bellies - Maximum 36 Micron

CFH - Fine open style fleeces - Maximum 36 Micron

BSFH - Fine fleeces of good style-and-character - Maximum 36 Micron

3.4 RAM HAIR

All hair shorn from rams is packed separately and marked RAM. The hair from young rams is kept separately and marked YGRAM. All stained hair and LOX from rams are packed separately and if it weights more than 2 kg, it must be marked RSTN and RLOX. If it weighs less than 2 kg, it should be packed with adult STN and LOX. All harsh handling overstrong fleeces must be blended with the rams hair.

3.5 SEED

All hair containing seed must be classed into a light seedy and a heavy seedy line, as well as fine and strong seedy and short and long seedy. Each age group must also be kept separate.

3.6 SKIN HAIR

Hair shorn from skins of slaughtered animals must be packed separately and marked VEL. It is, however, advisable to shear those animals which are slaughtered on the farm, before they are slaughtered and to class the hair with your clip in the appropriate lines.

3.7 PLK

All hair shorn from animals which have died must be marked PLK.

3.8 MARKING INK OR PAINT.

Mohair which has been marked or contaminated by paint or other indelible marking materials, shall be offered for sale as "BRANDS".

3.9 DOUBLE CUTS.

Under no circumstances must double cuts be packed with the LOX or any other lines. Provided it is clean and does not contain twigs or dust, it can be packed in a separate container and marked MOH. Required length - 20 mm and longer.

3.10 CROSSBRED HAIR.

Fleeces with excessive kemp or hair shorn from crossbred goats must be packed separately and marked with the prefix X, e.g. XFH, XH, XFYG, XFK, XK, XSTN and XLOX.

3.11 COLOURED HAIR.

All hair containing grey, black or brown fibres, must be marked GREY.

3.12 HINTS

As explained at the outset, the main object of classing is to class the various lines as evenly as possible. With this in mind, it is a good idea, once the shearing has been completed, to place your sorting table in front of the bin and to spread the hair from the bin thinly over the table. You can spot and remove any unwanted pieces before the hair is put in the bale or bag and prepared for dispatch.

**ANNEXURE 7
CAMDEBOO MOHAIR CASE STUDY**

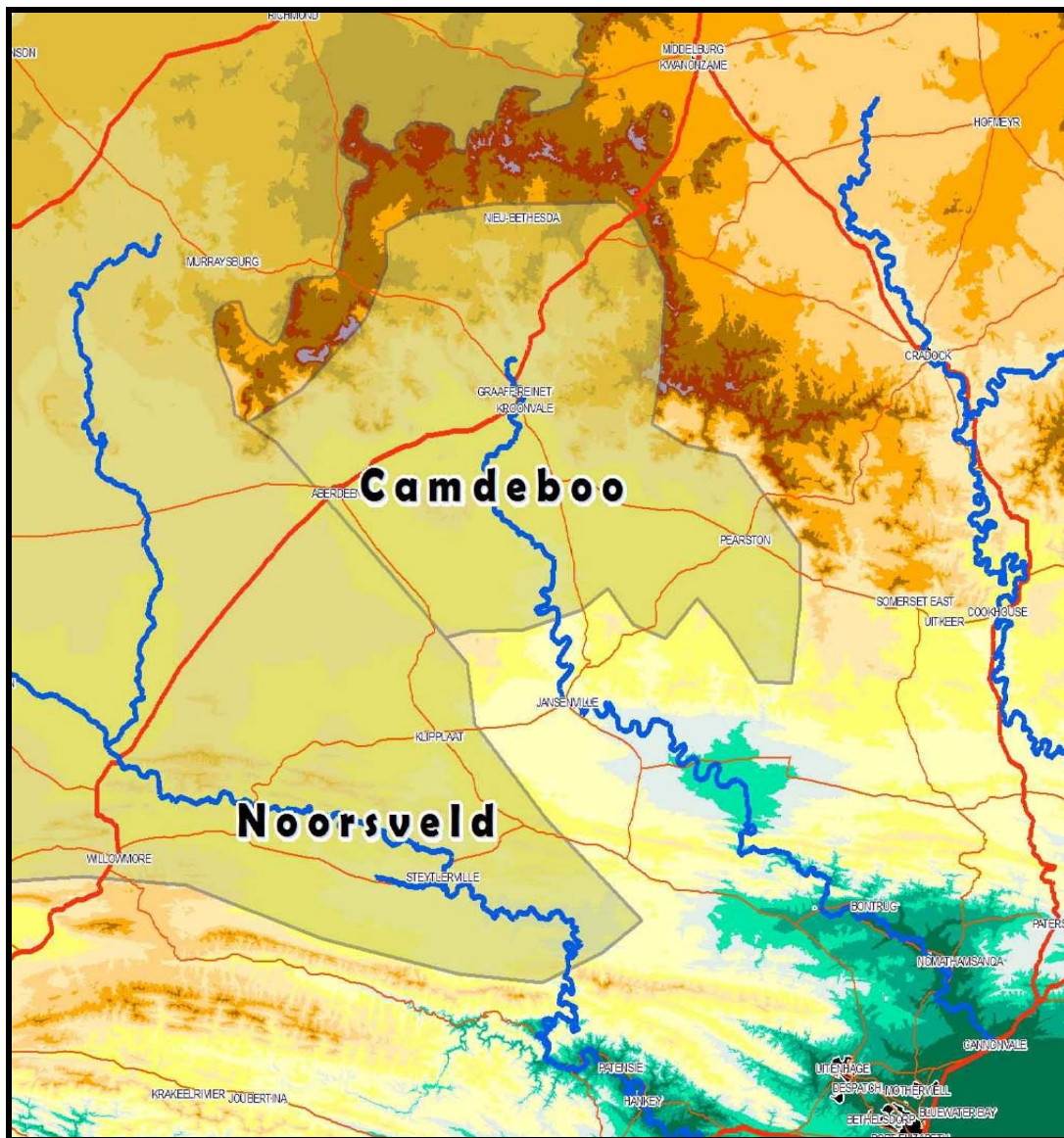


Figure 7: Camdeboo mohair production area.



May 2010

With contributions from Steve Carr, Danie Jordaan, Gillian Maggs Kohlin, Michel Mallet, Phumlani Mentani, Merida Roets, Bernd Rothkegel, Hester Vermeulen and Hettie Schönfeldt.