



**University of Pretoria**  
*Department of Economics Working Paper Series*

**The Macroeconomic Effects of Government Spending Under Fiscal Foresight**

Charl Jooste

University of Pretoria

Ruthira Naraidoo

University of Pretoria

Working Paper: 2015-06

February 2015

---

Department of Economics  
University of Pretoria  
0002, Pretoria  
South Africa  
Tel: +27 12 420 2413

# The Macroeconomic Effects of Government Spending Under Fiscal Foresight

---

**Charl Jooste**  
University of Pretoria

**Ruthira Naraidoo**  
University of Pretoria

## **Abstract**

Consumption and output responses to fiscal shocks are studied in a model with fiscal foresight. Fiscal foresight reduces both output multipliers and consumption. However, key features such as sticky wages, credit constrained households and elastic labour supply, are able to generate both sizeable output multipliers and positive consumption - in effect preserving key Keynesian effects. This model fits a developing economy like South Africa well since it is able to capture transparent communication of government as well as control for credit constrained consumption and sticky wages.

JEL Classification: E12, E32, E62, H30, H31

Keywords: General equilibrium, fiscal spending, foresight

## 1. Introduction

This paper disentangles the effects of fiscal shocks when agents have foresight. As highlighted by Ramey (2011) and Leeper et al. (2012) models that do not explicitly account for foresight is misspecified and may produce faulty output and consumption responses to fiscal shocks. To address the issue of foresight we build on the familiar models of Gali et al. (2007) and Furlanetto (2011). We investigate whether certain conditions (sticky wages, share of rule-of-thumb consumption and elastic labour supply) are able to preserve the results of Gali et al. (2007) and Furlanetto (2011) under foresight, or whether they will inevitably complement the results obtained by Ramey (2011). The Gali et al. (2007) model requires an exogenous wage mark-up shock along with a large share of rule-of-thumb consumers to generate positive aggregate household consumption responses given a fiscal shock. In Furlanetto (2011) sticky wages replace the wage mark-up shock and still generate positive consumption responses despite a fall in household wages. The two models are closely related and are appropriate for our study in trying to analyse whether foresight eliminates positive consumption. These models are also well-suited to developing economies like South Africa and capture essential features such as union bargaining on wages, credit constrained households, sticky prices, investment adjustment costs and transparent communication by government on future spending and taxes.

The paper has two contributions. The first shows that fiscal foresight eliminates the results obtained in Gali et al. (2007), i.e., consumption does not increase with respect to an increase in fiscal spending and consequently that a large share of rule-of-thumb consumption is not enough to preserve their original results. The second contribution shows that sticky wages, as in the model of Furlanetto (2011), does a good job in minimising the negative impact of fiscal foresight. Under certain calibrations we show that with sticky wages one can still generate positive consumption responses and produce sizeable output multipliers.

It is important from the outset to highlight why sticky wages produce such different results. The main difference follows from labour supply and in particular how wages react. Since the model contains lump sum taxes, any increase in fiscal spending today will have to be financed through higher taxes in the future. The lump sum tax, although not distortionary, shifts the consumers budget constraint to the left. Consequently optimising consumers reduce their consumption immediately. This negative wealth effect induces consumers to supply more labour, which results in a decrease in the real wage (see Ramey 2007). Here sticky wages ensure that the fall in real wages are muted. A second channel is also at play - an increase in fiscal spending increases prices through an increase in aggregate demand, which increases the monetary policy rate. Higher interest rates reduce investment and decreases consumption even more. Under sticky prices and wages, prices and wages are less prone to a government shock and hence interest rates are muted and have less of an effect on consumption. This result also holds for news shocks.

We add two types of foresight, viz., medium and high to fiscal shocks, which complements the works by both Gali et al. (2007) and Leeper (2012) in investigating fiscal expansions. Finally, we provide sensitivity analysis as to how the model behaves under different labour supply elasticities and different shares of rule-of-thumb consumption.

Given that the response of labour is crucial within the context of consumption response to government spending, we argue that elastic labour supply along with sticky wages counters

the negative effects of foresight on consumption even more. With a large share of rule-of-thumb consumption and elastic labour typical of most developing countries, some of the Gali et al. (2007) results, sign not size, are preserved.

## 2. Literature review

The effects of foresight have become increasingly important in trying to explain differences in empirical and theoretical work on the macroeconomic consequences of fiscal shocks. Blanchard and Perotti's (2002) paper serves as reference point for the majority of empirical work and has been highly contested by Ramey (2011). While there seems to be some agreement on the effects of government spending on output, there exists a major disagreement regarding the effects of spending shocks on consumption and wages. Some authors find strong evidence of Keynesian effects – both consumption and wages increase in response to spending (Gali, Lopez-Salido and Valles, 2007; Rotemberg and Woodford, 1992; Blanchard and Perotti, 2002), while others show that household consumption decreases when government spending increases (Ramey and Shapiro, 1998; Hall, 2009; Baxter and King, 1993; Cogan et al., 2010, Farmer et al., 2012).

Shapiro and Ramey (1998), Ramey (2011) and Leeper et al. (2012) argue that many shocks identified from the standard VAR are anticipated changes in government spending and are not pure government spending shocks. Some agents have information about future spending and tax policy changes before they are implemented, especially when governments communicate transparently. This is called fiscal foresight. This often arises due to pre-announced policy changes, legislative lags or simple policy implementation lags. These lags imply that time evolves between when news arrives and when the policy gets implemented (Leeper et al., 2011).

This presents a major problem for the econometrician, he does not have enough information to recover the structural shocks. As an example Leeper, Walker and Yang (2008) illustrate foresight in a system of three variables: capital, technology and taxes. If they model only two of the system's variables, say technology and capital, the system becomes non-invertible. However, augmenting the system with the full information set, i.e., including taxes render the system stable. Thus VARs, although invertible due to structural restrictions, might in theory be non-invertible due to misspecification, i.e., the number of variables is not sufficient to disentangle the structural innovations from reduced form shocks. In fact Forni et al. (2010) and Gambetti (2012) illustrate this by using a large data set in a Factor Augmented VAR to account for possible misspecification. They show that an increase in government spending only has transitory effects on consumption, there is no evidence of crowding out and the reaction to investment is positive.

From an empirical perspective Ramey (2011) augments the same VAR used by Blanchard et al. (2002) with an expectations variable that captures foresight. The Survey of Professional Forecasters is used to proxy foresight. The augmented VAR results are different than Blanchard et al. (2002), consumption and investment decline with an increase in spending.

Leeper et al. (2012) capture foresight or anticipation as the difference between federal and municipal bond yields. The latter is exempt from tax changes while the former is not. As a result, tax announcements would affect only federal bond yields, which allow them to study

anticipation. They show that an increase in anticipated tax hikes result in output booms prior to the actual hike. This is because wealth effects occur upon arrival of the news - while the substitution effects are only affected once the tax rate is changed. Here the reduced wealth effects induce agents to increase labour thereby increasing employment and output. Leeper et al. (2012) also uses Mountford and Uhlig's (2009) VAR and augments it with this fiscal foresight variable. Unlike Mountford and Uhlig who show that investment is unchanged when taxes increase, the augmented VAR now shows significant positive responses. The main reason cited here is that investment adjustment costs are low - high investment adjustment costs would result in a decrease in investment after a news shock in taxes. Aggregate consumption falls by more under foresight than without foresight; labour decreases in anticipation to an increase in government spending.

The rest of the paper is organized as follows. Section 3 lays out the model and its different blocks. Section 4 examines the equilibrium response to a government spending shock and Section 5 concludes.

### 3. Model outline

Leeper et al. (2011) and Leeper and Walker (2011) show that when information flows (foresight) are modelled correctly and then appended to DSGE models, the qualitative results of the effects of fiscal news become more accurate.

Hence we amend Gali et al. (2007) exogenous government expenditure process to one that captures the essence of foresight as in equation (1):

$$g_t = \rho_g g_{t-1} + \sum_{i=0}^q \theta_i^g \varepsilon_{t-i}^g \quad (1)$$

where  $G$  is government expenditure and  $\theta_i^g$  is the MA component that captures the extent of foresight,  $\rho_g$  is the persistence parameter.

Our foresight term can be expanded following Leeper et al. (2012):

For high and medium degree foresight:

$$High = 0.11\varepsilon_t + 0.31\varepsilon_{t-1} + 0.27\varepsilon_{t-2} + 0.28\varepsilon_{t-3} + 0.02\varepsilon_{t-4} + 0.01\varepsilon_{t-5} \quad (2)$$

$$Medium = 0.59\varepsilon_t + 0.24\varepsilon_{t-1} + 0.09\varepsilon_{t-2} + 0.08\varepsilon_{t-3} \quad (3)$$

The MA terms measure the news of up to five periods ago for high foresight compared to three periods ago for the low foresight case. The fact that  $\varepsilon_i$  is less than 1 implies that the implementation of the fiscal shock in the current period is discounted and even more so in the case of high foresight scenario. Without foresight the MA terms would disappear and the contemporaneous term would be equal to 1. One can also think of the lags in equations (2) and (3) as representing the announcement of an increase in spending. This would mean that agents already factored part of the spending (which is due in period  $t$ ) into their decisions in periods  $t-n$  when government announced in period  $t-n$  that it would spend. Since optimising consumers utilise this foresight their consumption would already decline in anticipation to the fiscal shock.

We incorporate this foresight into the models of Gali et al. (2007) and Furlanetto (2011). The two models are similar and differ in one respect - wages are formed differently. Furlanetto (2011) introduces sticky wages as opposed to competitive labour market wages or the ad-hoc wage mark-up in Gali et al. (2007),

The model is a New Keynesian closed economy model with differentiated consumers. Consumers are either Ricardian or rule of thumb. Intermediate firms are monopolistically competitive and prices are sticky.

The household's utility function is given as:

$$U(C_t^i, N_t^i) = \log(c_t^i) - \frac{(N_t^i)^{1+\phi}}{1+\phi} \quad (4)$$

$\phi$  is the Frisch inverse elasticity of labour supply ( $i=\{rule-of-thumb \text{ or } optimising \text{ households}\}$ ).

The nominal budget constraint for optimising households is given by:

$$P_t(C_t^o + I_t^o) + R_t^{-1}B_{t+1}^o = W_t P_t N_t^o + P_t R_t^k K_t^o + B_t^o + D_t^o - P_t T_t^o \quad (5)$$

Where  $C_t^o$  is consumption,  $N_t^o$  is labour, wages are given by  $W_t$ , the riskless nominal government bond is given by  $B_t^o$ , and pays out one unit of currency in the future, with the nominal gross interest rate given by  $R_t^{-1} = (1 + r_t + \pi_t)$ .  $D_t^o$  represents dividend pay-outs from firms and  $T_t^o$  are lump-sum taxes or transfers.<sup>1</sup>

The law of motion for capital is given by:

$$K_{t+1}^o = (1 - \delta)K_t^o + o\left(\frac{I_t^o}{K_t^o}\right)K_t^o \quad (6)$$

Capital adjustment costs are given by  $o\left(\frac{I_t^o}{K_t^o}\right)K_t^o$  which determines the change in capital induced by investment spending. As in Gali et al. (2007) we assume that  $o' > 0$ , and  $o'' \leq 0$ , with  $o'(\delta) = 1$ , and  $o(\delta) = \delta$ . The function of the adjustment costs is convex and the corresponding value of the equilibrium level of the ratio of investment to capital stock is equal to the depreciation rate. In steady state there are no adjustment costs.

Each union sets the wage rate for its members, who stand ready to satisfy firm's demand for their labour services at the chosen wage. The workers in a union provide the same type of labour differentiated from the type of labour services provided by members of other unions. The labour services provided by each union  $N(z)$ , is a simple aggregate of its member's labour services. In turn the labour entering the production function of any firms is a Dixit and Stiglitz (1977) aggregate of the labour services provided by the unions in the economy.

---

<sup>1</sup> Superscript 'o' refers to Ricardian households.

Each period a representative union chooses  $W_t(z)$  to maximise the present value of an average of its member's current and future period utility function subject to both consumers budget constraints. This follows as:

$$\max_{W_t(z)} E_t \sum_{k=0}^{\infty} \beta^{t+k} [\lambda U_{t+k}^r + (1-\lambda)U_{t+k}^o] \quad (7)$$

subject to the labour demand functions and the budget constraints of its members, thus taking the wage decision on income of its members into account. The costly wage adjustments are quadratic function of the increase in the wage demanded by unions modelled in Rotemberg (1982). A higher wage implies that unions had to put in more effort to obtain that wage. As a consequence each member has an equal share in the fees to unions by paying a nominal fee at time  $t$  given by:

$$F_t(z) = \frac{\phi_w}{2} \left( \frac{W_t(z)}{W_{t-1}(z)} - 1 \right)^2 W_t N_t \quad (8)$$

The aggregate wage index is given by:

$$W_t = [\lambda W_t^{r^{1-\varepsilon_w}} + (1-\lambda)W_t^{o^{1-\varepsilon_w}}]^{1-\varepsilon_w} \quad (9)$$

Where the size of the adjustment cost is governed by  $\phi_w$ . Using (7), (8) and (9) we are able to derive the New-Keynesian Phillips curve for wages:

$$\pi_t^w = \left( \frac{\varepsilon_w - 1}{\phi_w} \right) (c_t + \phi n_t - (w_t - p_t)) + \beta E_t \pi_{t+1}^w \quad (10)$$

From the firm's pricing problem and the intermediate firm's marginal cost condition we derive the New-Keynesian Phillips curve (which is standard in the New-Keynesian literature)

$$\pi_t = \left( \frac{(1-\theta)(1-\omega\theta)}{\theta} \right) mc_t + \beta E_t \pi_{t+1} \quad (11)$$

$\theta$  is the probability that the price will stay fixed for the next period.

Monetary policy follows a Taylor-rule:

$$r_t = r + \phi_\pi \pi_t \quad (12)$$

Where  $r$  is the nominal steady state interest rate and  $\phi_\pi$  is the weight on the reaction of monetary policy to current inflation.

The government satisfies the following budget constraint:

$$P_t T_t + R_t^{-1} B_{t+1} = B_t + P_t G_t \quad (13)$$

Taxes evolve according to the following rule:

$$t_t = \phi_b b_t + \phi_g g_t \quad (14)$$

Aggregate consumption is given by

$$c_t = \lambda c_t^r + (1 - \lambda) c_t^o \quad (15)$$

For aggregate hours worked we have:

$$n_t = \lambda n_t^r + (1 - \lambda) n_t^o \quad (16)$$

Note that inflation and wage inflation is linked by  $\pi_t^w = (w_t - w_{t-1}) + \pi_t$

The market clearing conditions for labour and goods are:

$$N_t(z) = \int_0^1 N_t(z, j) dj \quad (17)$$

$$Y_t(j) = Y_t^d(j) \quad (18)$$

#### 4. Results

Our parameter calibration follows Galí et al. (2007) and Furlanetto (2011) and is provided in Table 1:

**Table 1: Calibration**

<b>Parameter</b>	<b>Value<sup>2</sup></b>
$\beta$	0.99
$\eta$	1.00
$\sigma$	1.00
$\delta$	0.025
$\alpha$	0.33
$\phi$	1.00
$\varepsilon$	6
$\theta$	0.75
$\phi_\pi$	1.5
$\phi_b$	0.33
$\phi_g$	0.10
$\lambda$	0.1-0.9
$\rho_g$	0.9
$\phi_w$	62.9
$\varepsilon_w$	4

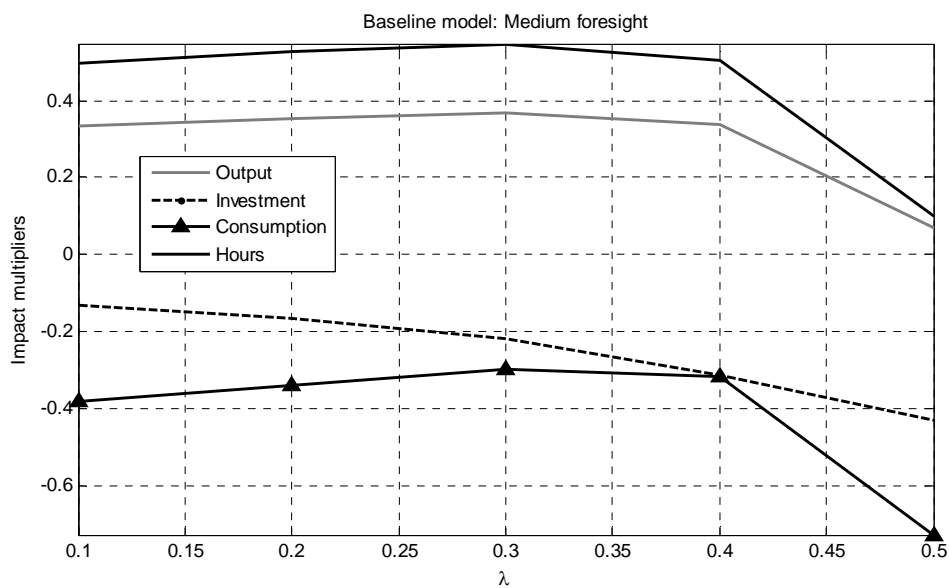
<sup>2</sup> Log-linear equations are similar to Galí et al. (2007) and Furlanetto (2011) - see Appendix. Note that  $\eta \equiv -1/(\sigma''(\delta)\delta)$



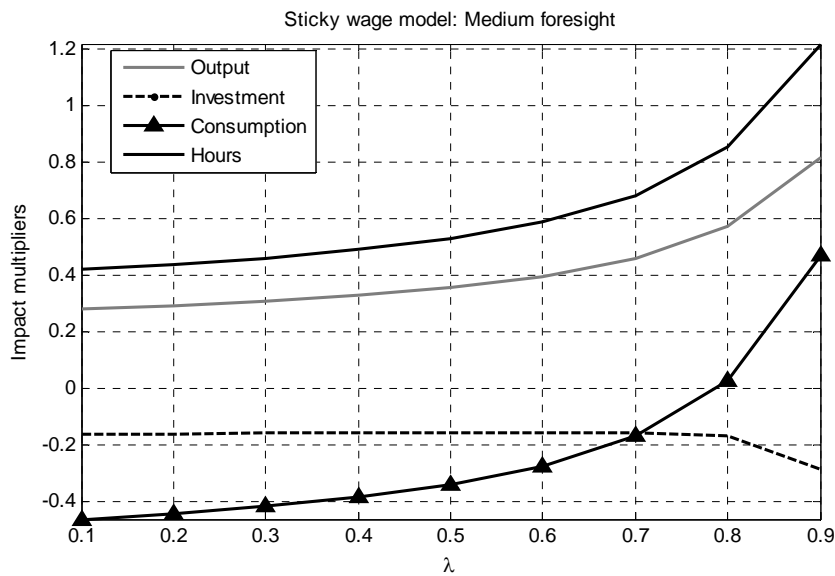
### 4.1.1 Comparing impulse responses when agents have foresight

We compare the impact of foresight in the standard non-competitive labour market model of Gali et al. (2007) with Furlanetto (2011) who adds a sticky nominal wage feature to the analysis. For illustrative purposes we compare the contemporaneous responses of these models under the case of medium foresight and with varying degrees of the share of rule-of-thumb consumption in Figures 1 and 2. It is clear that foresight reduces both output and consumption responses to fiscal spending compared to the original results obtained by both Gali et al. (2007) and Furlanetto (2007). However, Figure 2 shows that the negative effects of foresight on consumption is outweighed when  $\lambda > 0.8$ , i.e. the positive consumption and high output multipliers are preserved despite foresight.

Figure 1: Impact multiplier with medium foresight - non-competitive labour market



**Figure 2: Impact multiplier with medium foresight- Furlanetto sticky wage model**



#### 4.2 Dynamic responses under different degrees of foresight

In this section we argue that the strength of the foresight news is important in determining how consumption and output responds. The strength of the news is governed by the size of the parameters in the MA components of equations 2 and 3. High foresight implies that consumers discount the news of a fiscal spending shock more versus the case of medium foresight. Under the high foresight case contemporaneous fiscal spending shocks are lower. The government financing constraint will lead to an increase in lump sum taxes that reduces output and hence the supply of labour. As a consequence consumption falls as optimising households' consumption declines and output falls. This affects wages – as the economy contracts in response to lower consumption, so too does the demand for labour. The decrease in labour demanded leads to a decrease in wages and as a consequence leads to further decline in rule-of-thumb consumption.

We test how high and medium foresight impacts the model economy under different labour supply elasticities and under different rule-of-thumb shares. We compare the dynamic responses of the various models – one where the labour market is non-competitive and the other where furthermore, wages are sticky.

Figures 3 and 4 compare the dynamic responses of the non-competitive labour market under medium foresight to the dynamic responses of the non-competitive labour market under high foresight. The results reveal a consistent story regarding the impact under increasing shares of rule-of-thumb consumers, namely that output and rule-of-thumb consumption increase with a higher share of  $\lambda$ . Under high foresight, output and consumption decline following a fiscal shock but quickly recovers after two periods as shown in Figure 4.

While the effects of medium foresight in Figure 3 lowers output and consumption response to fiscal shocks compared to Gali et al. (2007), it does not create a dramatic decrease. Employment still increases (negative wealth effects are still at play while labour demand increases in line with higher output) while wages do not contract too much. Two reasons for such a news shock might be: i.) that agents do not believe the government's communication and as such only discount announced spending weakly. Or that ii.) not all agents care/know about the effects of

fiscal spending and such discount planned spending weakly. In contrast, Figure 4 shows that high foresight reduces overall employment. There is a shift backwards for both labour demand and supply. Although both types of households are willing to meet the firm's labour demand schedule at the prevailing wage rate, equilibrium condition remains similar to that of the usual labour supply equation (see Gali et al., 2007, p. 263). The reduction in the real wage is now much stronger. This increases the disutility of labour even more. The decline in real wages and employment causes a reduction in rule-of-thumb consumption.

The results change markedly in the sticky wage model. The share of rule-of-thumb consumption in generating both positive output multipliers and positive consumption becomes very important. The degree of foresight has less of an impact on reducing output and consumption when the share of rule-of-thumb consumption is large (see Figures 5 and 6). Sticky wages ensure that the real wage does not decrease too much while also dampening the effects of inflation and hence interest rates - here Ricardian consumption does not fall as much as in Gali et al. (2007). The key channel, yet again, occurs through the real wage. The sticky response of real wages does not lower rule-of-thumb consumption dramatically. Negative wealth effects are still active, causing an increase in the supply of labour at a slightly lower wage. Employment increases while investment is less responsive compared to Gali et al. (2007). Aggregate consumption is now only positive in the sticky wage model with medium foresight (see Figures 7-8)

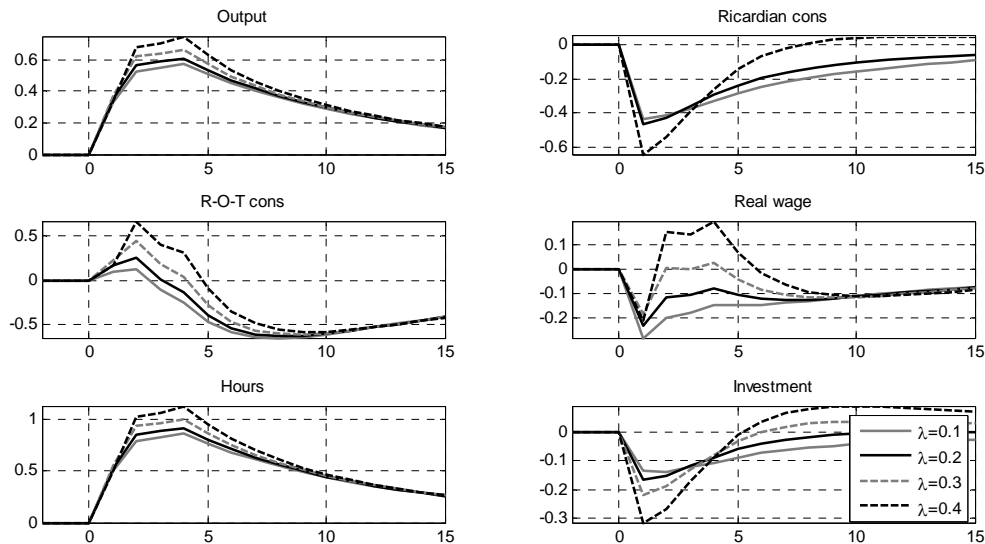
High foresight offsets a high Frisch elasticity (assuming that the share of Ricardian consumption is equally split with rule-of-thumb consumers). Under a low inverse Frisch elasticity of labour supply with no foresight, one would expect Ricardian consumers to supply more labour at a given wage to offset the negative wealth effects. This is consistent in the model with foresight too (see Figures 7 and 8 where we vary the parameter  $\phi$ , the inverse of the Frisch elasticity of labour supply). However, the real wage decreases in response to the fiscal shock. Both Ricardian and rule-of-thumb consumption decreases, which is in line with RBC literature. With foresight, fiscal spending shocks can create bust-boom cycles in output. Fiscal spending under high foresight reduces output for approximately three periods. What is clear from the analysis, however, is that small inverse Frisch parameters dampen the reduction of consumption for Ricardian households since the higher response in their labour cushions the negative wealth effects to some extent.

Interestingly, the sticky wage model along with a small inverse Frisch parameter reduces the effects of foresight significantly compared to the non-competitive labour market model. With medium foresight one is still able to generate positive output multipliers. However, under high foresight the same bust-boom relationship exists as in the non-competitive labour market case (see Figures 9 and 10). As in the non-competitive case, the increase in labour supply, due to negative wealth effects from government spending, still preserves some labour income. This effect, combined with sticky wages, is able to create positive output multipliers. This outcome is overturned when there is high foresight. Here the decline in real wages is more material and results in a steeper decline in rule-of-thumb consumption. Regardless of the size in the Frisch parameter, aggregate consumption still declines with any degree of foresight (see Figures 13-14).

These results compare favourably to Leeper et al. (2013) – investment and consumption fall while output increases. The labour response in the non-competitive labour market model is also

similar – decreasing. However, the size of rule-of-thumb consumers and the size of the Frisch elasticity can offset the consequences of foresight. Thus, in an economy characterised by high elasticity of labour supply, sticky wages and where consumption is made up of rule-of-thumb households, foresight does little to change the results from an economy with no foresight. This has an important implication for empirical analysis – one can still obtain Keynesian effects even under foresight despite certain claims.

**Figure 3: Non-competitive labour market (medium foresight) – different  $\lambda$**



**Figure 4: Non-competitive labour market (high foresight) - different  $\lambda$**

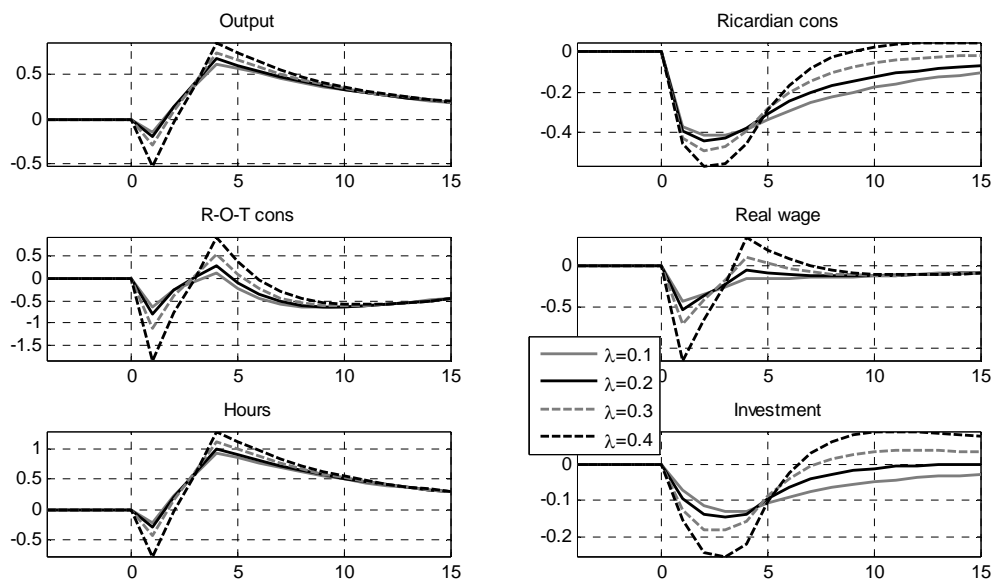


Figure 5: Sticky wage model (medium foresight) - different  $\lambda$

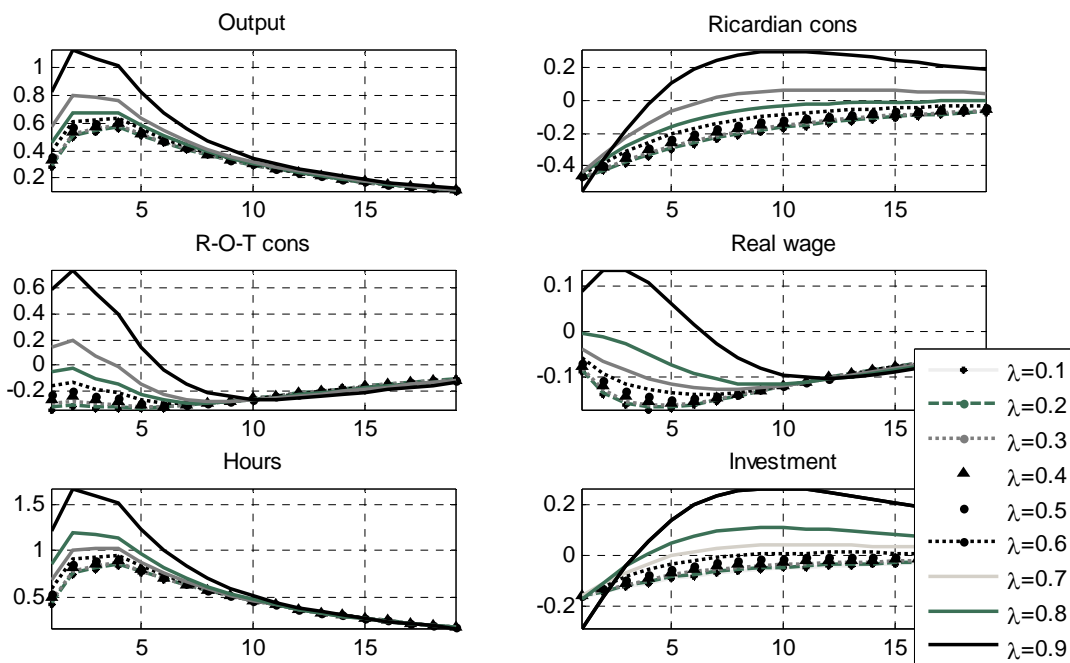


Figure 6: Sticky wage model (high foresight) - different  $\lambda$

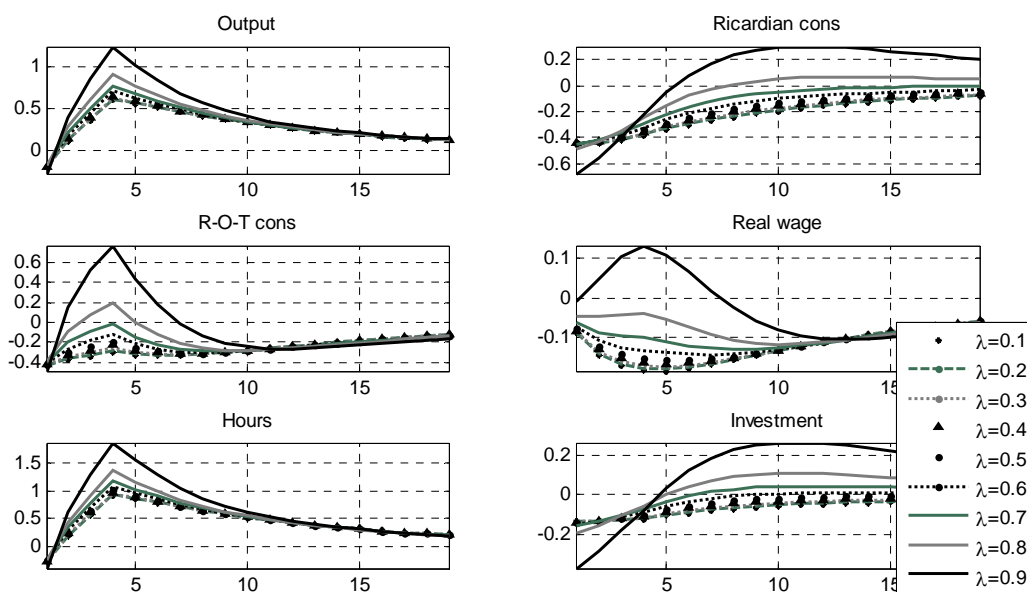


Figure 7: Non competitive vs. sticky wages: Medium foresight - different  $\lambda$

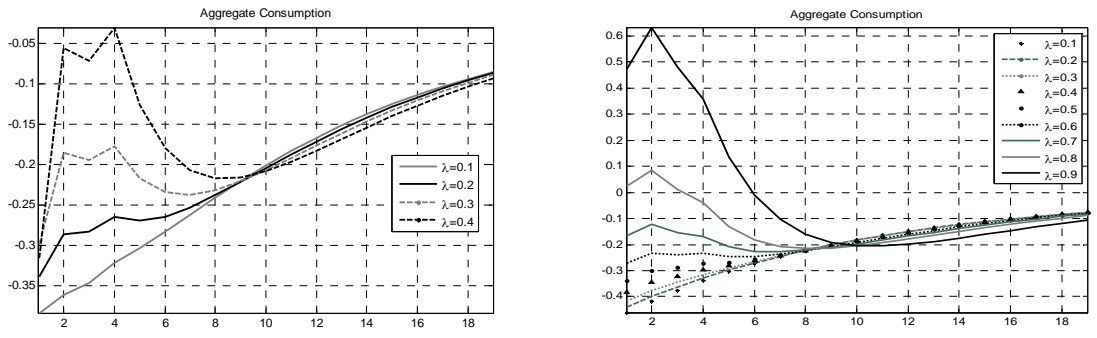


Figure 8: Non competitive vs. sticky wages: High foresight - different  $\lambda$

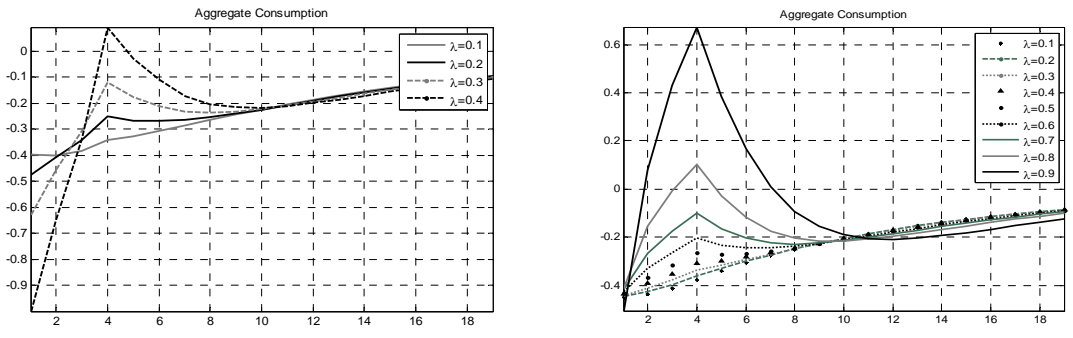


Figure 9: Non-competitive labour market (medium foresight) - different  $\phi$

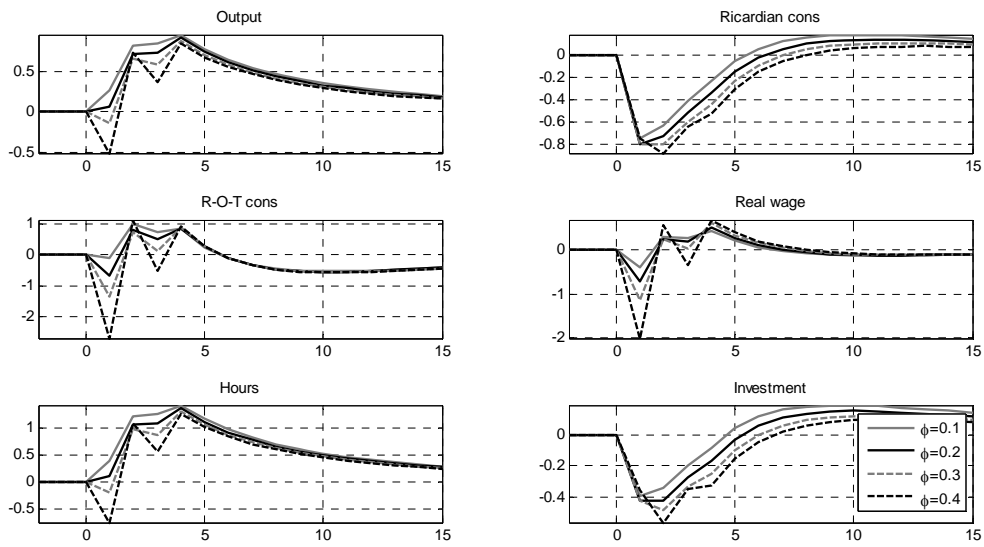


Figure 10: Non-competitive labour market (high foresight) - different  $\phi$

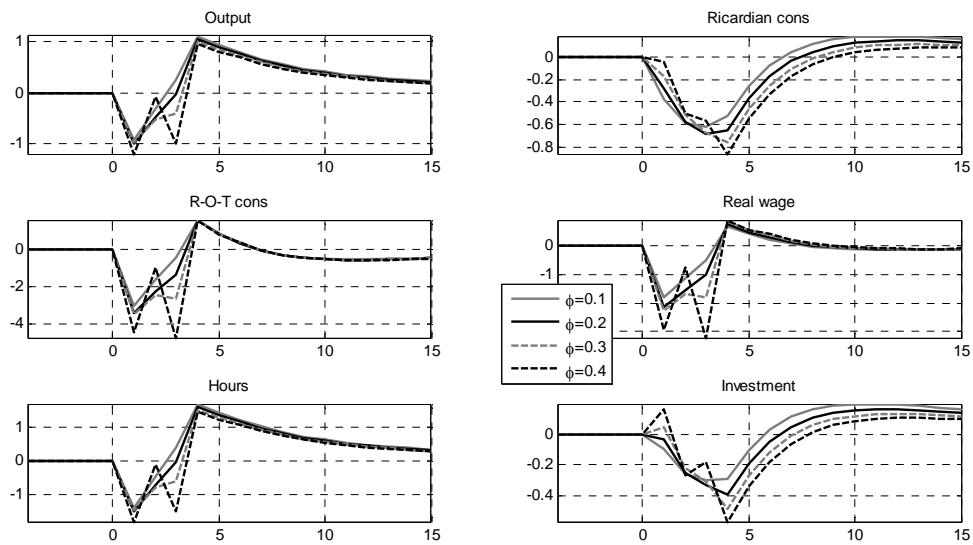


Figure 11: Sticky wage model (medium foresight) - different  $\phi$

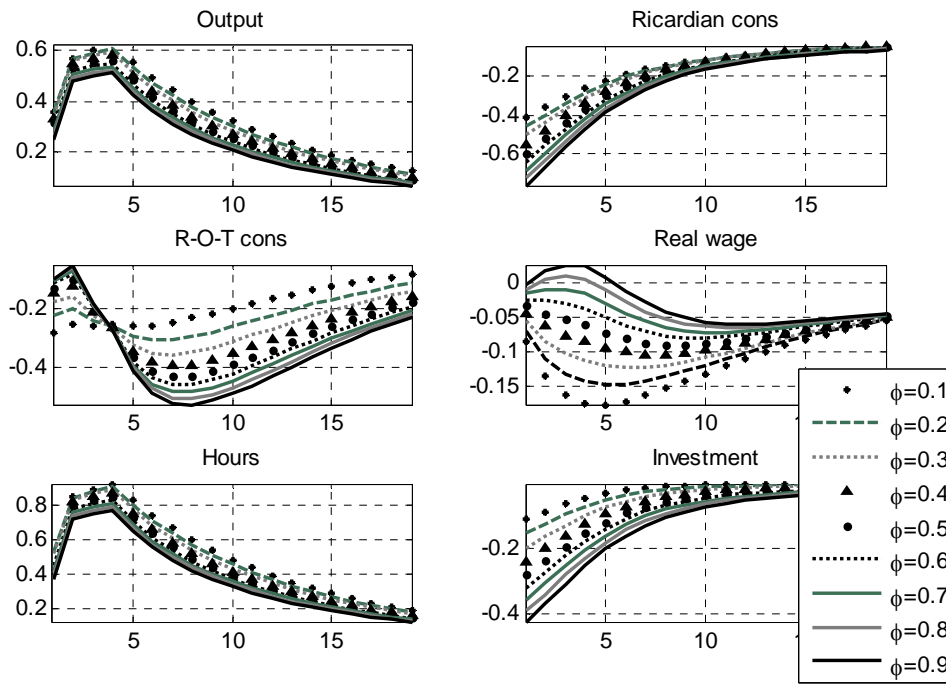


Figure 12: Sticky wage model (high foresight) - different  $\phi$

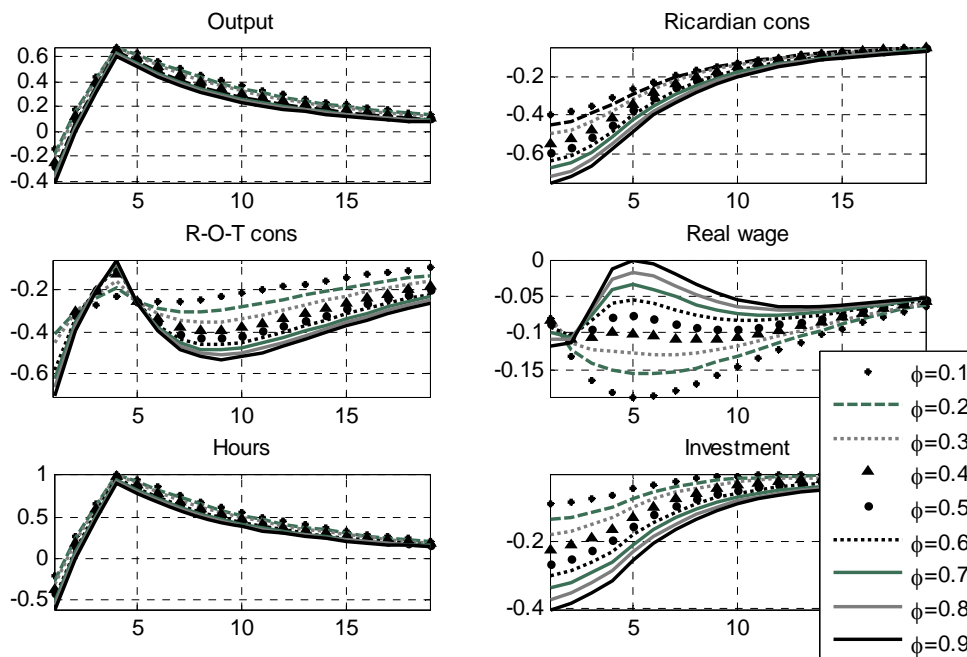




Figure 13: Non competitive and sticky wages: Medium foresight - different  $\phi$

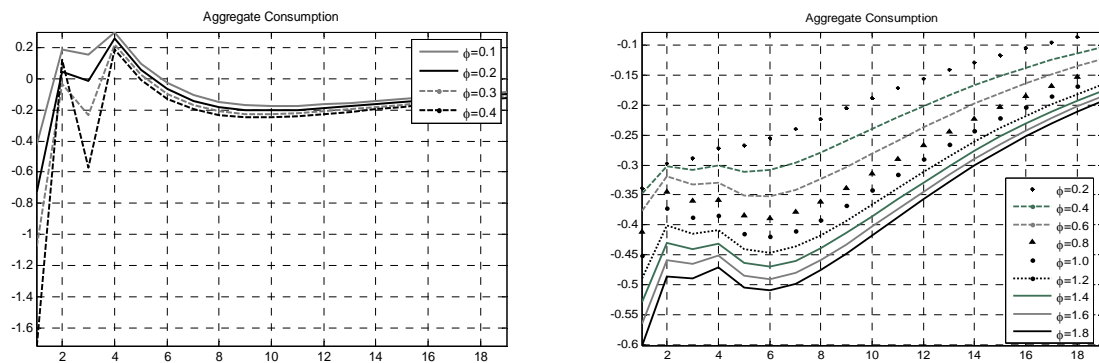
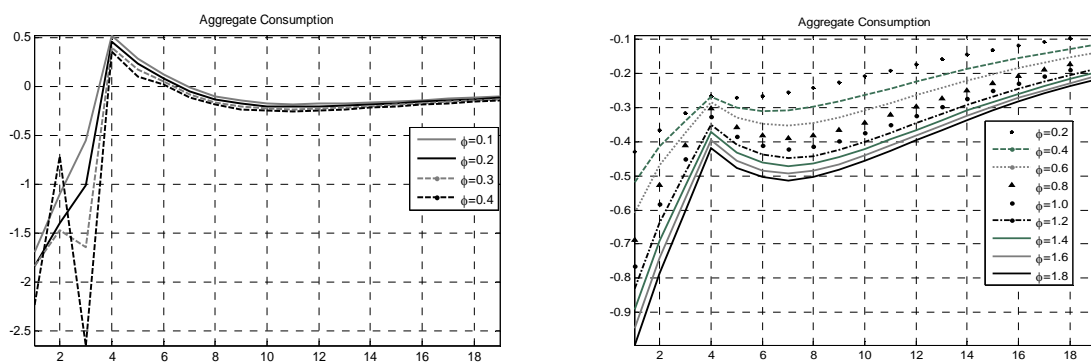


Figure 14: Non competitive and sticky wages: High foresight - different  $\phi$



## 5. Conclusion

This paper analyses the effects of fiscal spending shocks under foresight. We show that an economy characterised by a large share of rule-of-thumb consumption and elastic labour supply can still generate positive consumption responses and still have sizeable output multipliers. But, this is conditional on the inclusion of sticky wages.

Fiscal foresight in the standard Gali et al. (2007) model off-sets the effects of the exogenous wage mark-up as well as the large share of rule-of-thumb households. The introduction of sticky wages, as in Furlanetto (2011), helps to revive the aggregate consumption response. But, only when labour supply is elastic and consumption is driven by households that do not utilise savings is one able to generate positive consumption when government spending increases.

## References

- Baxter, M. and King, R. (1983). Fiscal Policy in General Equilibrium. *The American Economic Review*, 3:315-334.
- Blanchard, O. and Perotti, R. (2002). An empirical characterisation of the dynamic effects of changes of government spending and taxes on output. *Quarterly journal of economics*, Vol. 117: 1329-1368.
- Cogan, F., Cwik, T., Taylor, J. and Wieland, V. (2009). New Keynesian versus old Keynesian Government Spending Multipliers. National Bureau of Economic Research. Working Paper 14782.
- Farmer, R.E. and Plotnikov, D. (2012). Does fiscal policy matter? Blinder and Solow revisited. *Macroeconomic dynamics*, Vol. 16(1): 146-166.
- Forni, M. and Gambetti, L. (2010). Fiscal foresight and the effects of government spending. CEPR discussion paper No. DP7840
- Furlanetto, F. (2011). Fiscal stimulus and the role of wage rigidity. *Journal of economic dynamics and control*, Vol. 35(4): 512-527.
- Gali, J., Lopez-Salido, J.D. and Valles, J. (2007). Understanding the effects of government spending on consumption. *Journal of the European Economic Association*, 5(1):227-270.
- Gambetti, L. (2012). Fiscal foresight, foresight revisions and the effects of government spending in the open economy. Barcelona graduate school of economics working paper series No. 644.
- Ilzetzki, E., Mendoza, G. and Vegh, C. (2009). *How big are fiscal multipliers?* Centre for Economic Policy Research; Policy Insight No.39.
- Leeper, M., Richter, A.W. and Walker, T. (2012). Quantitative effects of fiscal foresight. *American Economic Journal*, Vol. 4(2): 115-44.
- Leeper, M., Traum, N. and Walker, T. (2011). *Clearing Up the Fiscal Multiplier Morass*. National Bureau of Economic Research. NBER Working Paper No. 17444.
- Leeper, M., Walker, T. (2011). Information flows and news driven business cycles. *Review of economic dynamics*, Vol. 14(1): 55-71.
- Leeper, M., Walker, T. and Yang, S. (2008). Fiscal foresight: Analytics and econometrics. National Bureau of Economic Research. NBER working paper 14028.
- Leeper, M., Walker, T. and Yang, S. (2010). Government Investment and Fiscal Stimulus in Short and Long Runs. *Journal of monetary economics*, 57(8): 1000-1012.

- Lippi, M. and Reichlin, L. (1994). VAR analysis, nonfundamental representations, blascke matrices. *Journal of econometrics*, Vol. 63(1): 307-325.
- Mankiw, G.N. and Weinzierl, M. (2011). An exploration of optimal stabilisation policy. Brookings papers and economic activity. The Brookings institution, Vol. 42(1): 209-272.
- Mountford, A., and Uhlig, H. (2009). What are the effects of fiscal policy shocks? *Journal of applied econometrics*, Vol. 24(6): 960-992.
- Ramey, V., 2011. Identifying government expenditure shocks: it is all in the timing. *Quarterly Journal of Economics* 126 (1), 1–50. 668.
- Ramey, V. and Shapiro, M., 1998. Costly capital reallocation and the effects of government spending. *Carnegie Rochester Conference Series on Public Policy* 48 (1), 145–194.
- Rotemberg, J. and Woodford, M. (1992). Oligopolistic pricing and the effects of aggregate demand on economic activity. *Journal of Political Economy*, Vol. 100(6): 1153–1297.
- Yang, S. (2005). Quantifying tax effects under policy foresight. *Journal of monetary economics*, Vol. 52(8): 1557-1568.

## Appendix: Log-linearised equations

$$c_t^o = E_t \{c_{t+1}^o\} - (r_t - E_t \{\pi_{t+1}\})$$

$$c_t^r = \frac{WN}{PC} (c_t^r + (1 + \phi)n_t^r) - \frac{Y}{C} t_t$$

$$c_t = \lambda c_t^r + (1 - \lambda)c_t^o$$

$$i_t - k_t = \eta q_t$$

$$k_{t+1} = \delta \tilde{\alpha}_t + (1 - \delta)k_t$$

$$q_t = \beta E_t \{q_{t+1}\} + [1 - \beta(1 - \delta)] E_t \{r_{t+1}^k - p_{t+1}\} - \{r_t - E_t \{\pi_{t+1}\}\}$$

$$w_t - p_t = \phi n_t^i + \sigma c_t^i$$

$$\pi_t^w = \left( \frac{\varepsilon_w - 1}{\phi_w} \right) (c_t + \phi n_t - (w_t - p_t)) + \beta E_t \pi_{t+1}^w$$

$$\pi_t = \left( \frac{(1 - \theta)(1 - \omega\theta)}{\theta} \right) m c_t + \beta E_t \pi_{t+1}$$

$$\pi_t^w = (w_t - w_{t-1}) + \pi_t$$

$$t_t = \phi_b b_t + \phi_g g_t$$

$$b_{t+1} = (1 + \rho)(b_t + g_t)$$

$$r_t = r + \phi_\pi \pi_t$$

$$g_t = \rho_g g_t + \varepsilon_g$$

$$Medium = 0.59\varepsilon_t + 0.24\varepsilon_{t-1} + 0.09\varepsilon_{t-2} + 0.08\varepsilon_{t-3}$$

$$High = 0.11\varepsilon_t + 0.31\varepsilon_{t-1} + 0.27\varepsilon_{t-2} + 0.28\varepsilon_{t-3} + 0.02\varepsilon_{t-4} + 0.01\varepsilon_{t-5}$$

$$y_t = \gamma_c c_t + \gamma_i i_t + g_t$$