

# JuniorTukkie initiatives deliver pleasing graduation results



**Make today matter**

JuniorTukkie projects take many forms including empowerment events, an e-learning platform, a mobile app, study advice and information sessions for Grade 9 to 12 learners, their parents and Life Orientation Teachers. Student Advisors provide study advice to learners from as early as Grade 9 to ensure that they make informed subject choices for Grade 10. Having a clear direction concerning future career goals and choosing the right subjects ensures that applicants comply with the requirements of their chosen degree programme. Choosing the right degree programme ensures that a student doesn't spend an extra year or two at university. JuniorTukkie supports learners and helps them to cross that degree finish line.

Go to the next page for graduation statistics of students who participated in JuniorTukkie projects over a number of years.

# JuniorTukkie members – 2010-2022 JTs (2011-2023 first-years)

Learners from Grade 9 to 12 may register for JuniorTukkie membership. Grade 12 JT members are monitored and determined which JT members registered for studies at UP. Registered JT students are then uploaded on PeopleSoft as the **JuniorTukkie Excellence Group (JTS)** for statistical purposes.

**67,19% FLY@UP**

As a percentage of completed undergraduate degrees. Students who completed their degrees in the minimum time.

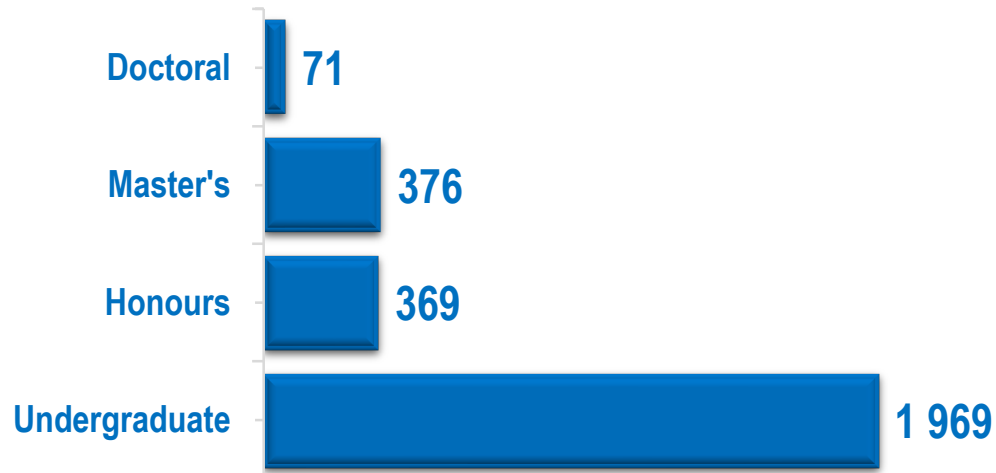
**4 843**

**10 452**

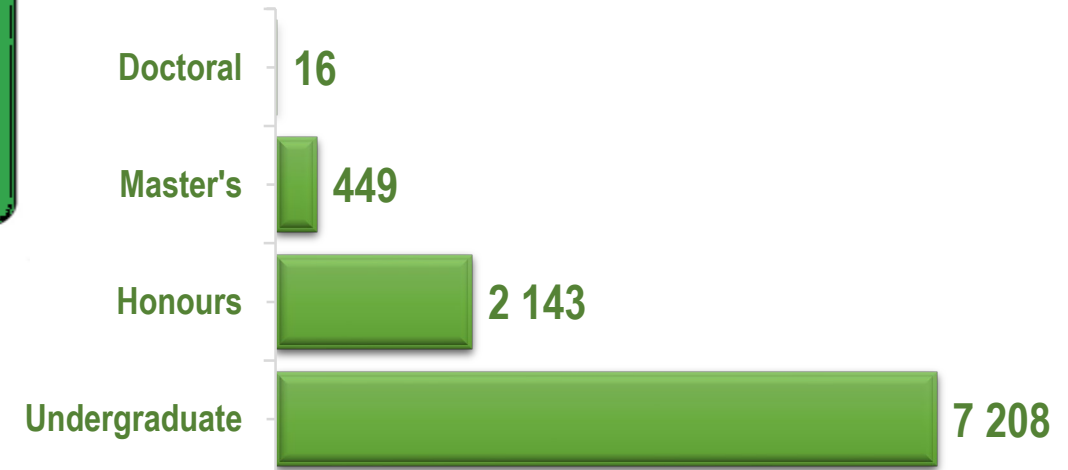
**COHORT**

The total number of delegates in this group (who registered at UP) over the years as indicated above.

## Active degrees



## Completed degrees



# JuniorTukkie Grade 12 Preparation Conference –2009-2022 (2010-2023 first-years)

Learners in Grade 12 who have been conditionally admitted/admitted to study at UP, are invited to this annual JuniorTukkie Grade 12 Preparation Conference.

**67,67% FLY@UP**

As a percentage of completed undergraduate degrees. Students who completed their degrees in the minimum time.

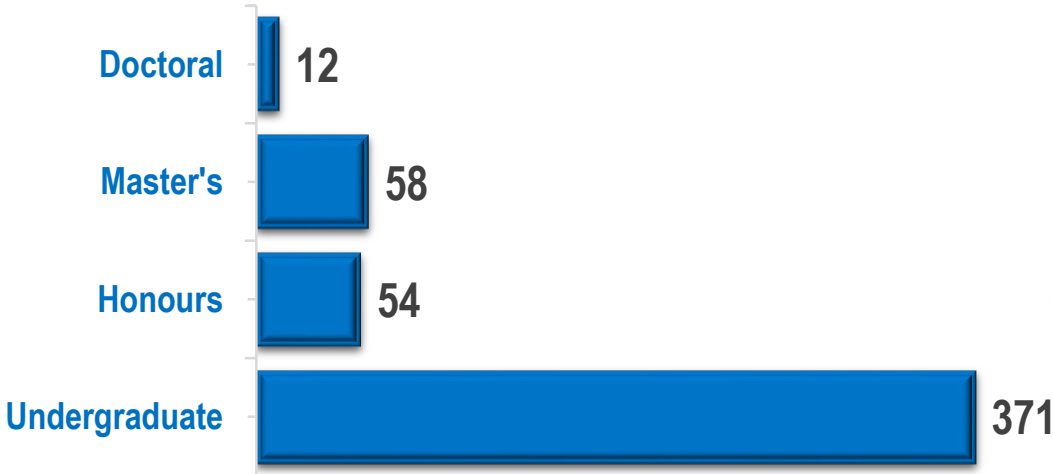
**766**

**1 735**

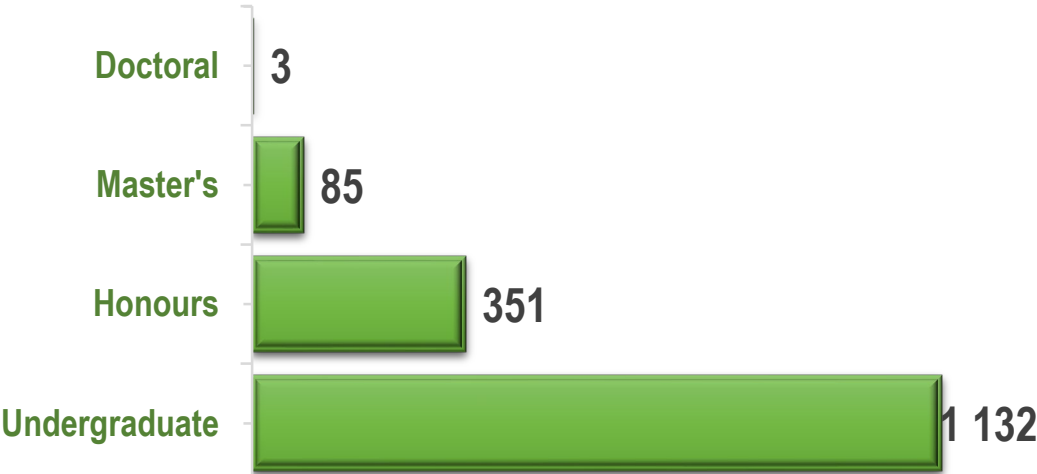
**COHORT**

The total number of delegates/award recipients in this group over the years as indicated above.

## Active degrees



## Completed degrees



# JT Grade 11 Empowerment Week Attendees – 2007-2021 JT's (2009-2023 first-years)

JuniorTukkie members in Grade 11 (with a minimum of 60% in Mathematics and Physical Sciences) are invited to attend the JT Grade 11 Empowerment Week.

**55,79% FLY@UP**

As a percentage of completed undergraduate degrees. Students who completed their degrees in the minimum time.

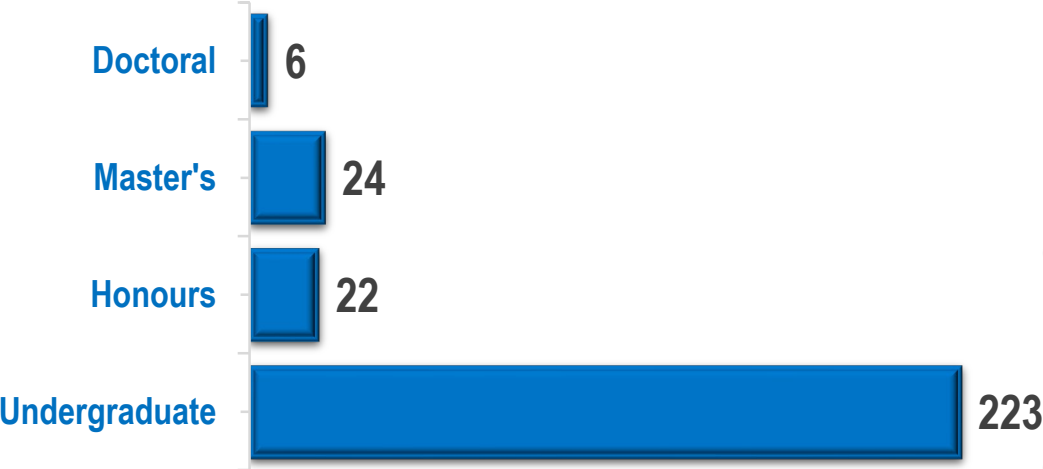
**265**

**896**

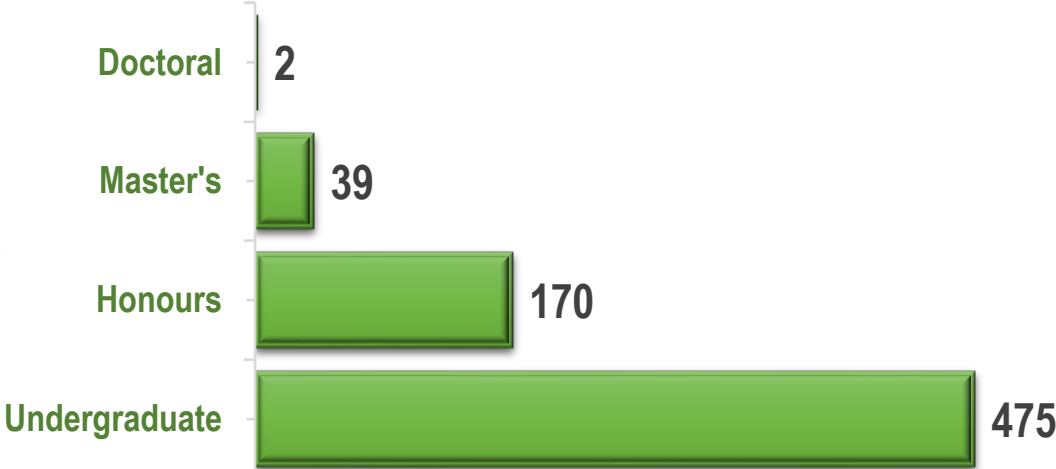
**COHORT**

The total number of delegates/award recipients in this group over the years as indicated above.

## Active degrees



## Completed degrees



# JT Grade 11 Empowerment Week Awards – 2009-2021 JTs (2011-2023 first-years)

JuniorTukkie's who attended the Grade 11 Empowerment Week, who registered for studies at the University of Pretoria, are taken into consideration for the Empowerment Week Award – based on the results with which they apply to study at UP.

**61,76% FLY@UP**

As a percentage of completed undergraduate degrees. Students who completed their degrees in the minimum time.

**105**

**407**

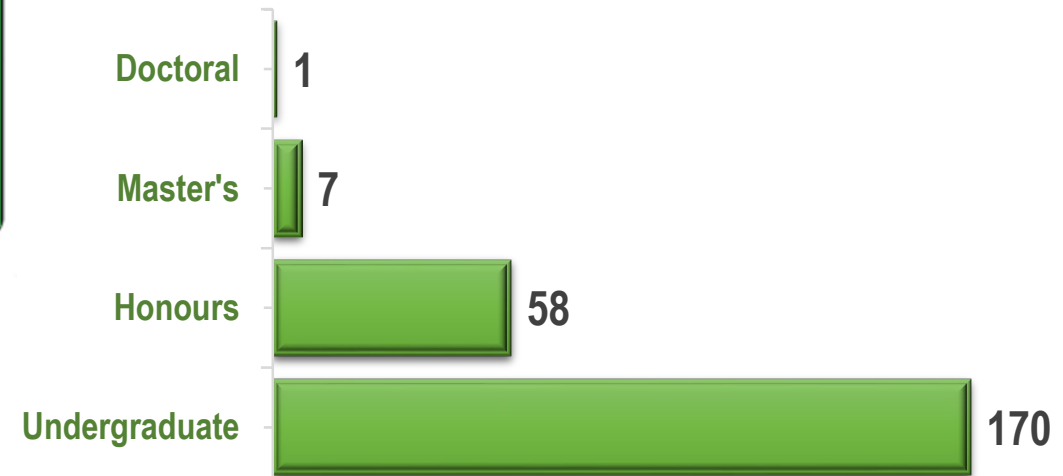
**COHORT**

The total number of delegates/award recipients in this group over the years as indicated above.

## Active degrees



## Completed degrees



# UP School Leaders Conference – 2016-2021 (2018-2023 first-years)

Newly elected head prefects (Head Boys/Head Girls) of selected schools are invited to the annual UP School Leaders Conference. They attend this Conference in their Grade 11 school year (in the year preceding their leadership year).

**82,98% FLY@UP**

As a percentage of completed undergraduate degrees. Students who completed their degrees in the minimum time.

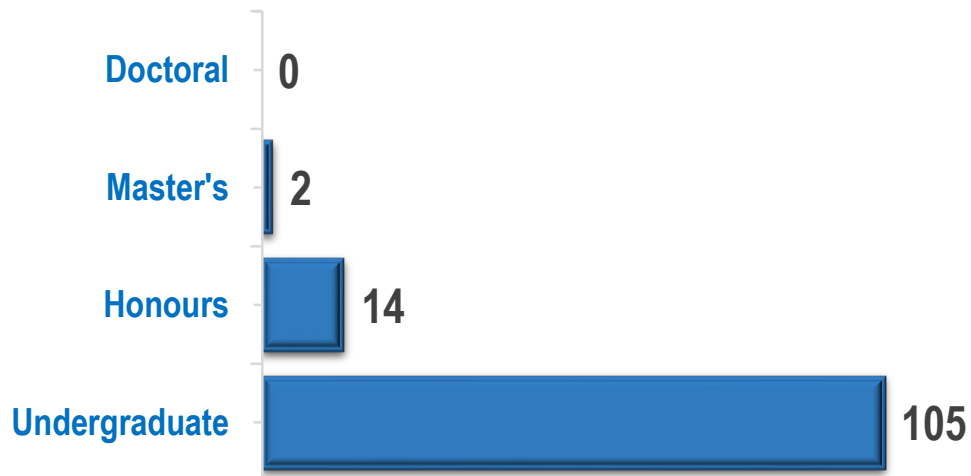
**39**

**167**

**COHORT**

The total number of delegates in this group (who registered at UP) over the years as indicated above.

## Active degrees



## Completed degrees

