

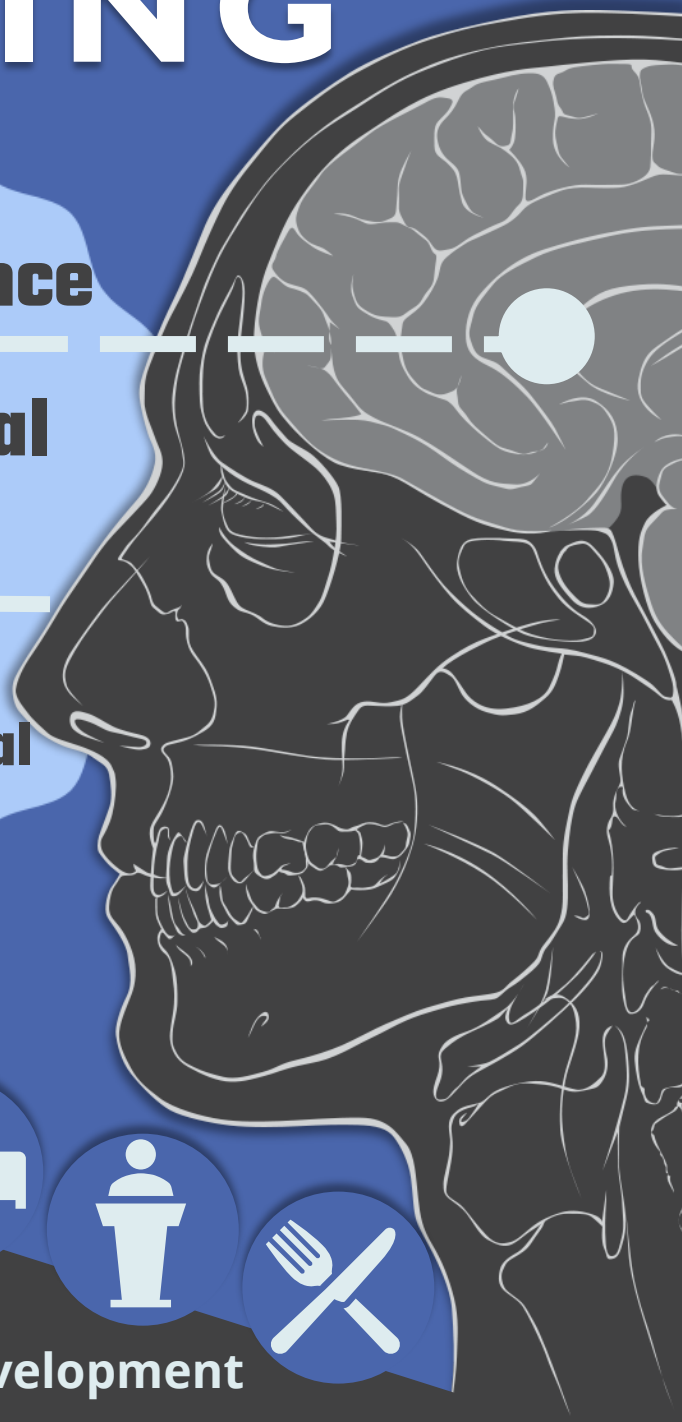
- Comprehensive learning and thinking styles assessment
- Unique concept of brain drivers and neurological design
- Cutting edge

BRAIN PERFORMANCE PROFILING

**Optimize
brain performance**

**Enhance mental
flexibility**

**Discover your
unique neurological
design**



**Drivers
that influence
brain performance**

Profound talent development



Why do the assessment?

The assessment involves brain-based learning and development assessments and training solutions for businesses, learning institutes, sports education and individuals; specialising in empowering athletes, workers, team members, managers and leaders. Learn skills to out-think, out-learn and out-create your competition, even if it is yourself.

What does this brain profile assess?

A unique talent development assessment that measures the drivers and factors that make up a person's neurological design. Discover your unique make-up and what you need to optimise your brain's performance.

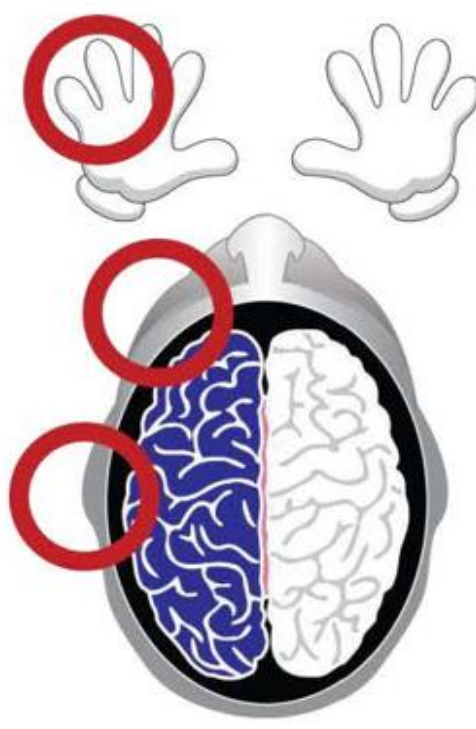


Benefits for doing the assessments:

- * Increase accurate self-awareness
- * Identify learning potential
- * Promote health & safety
- * Improve brain health
- * Know how you are smart
- * Find purpose
- * Learn faster & smarter
- * Align your neuro-design with your job
- * Improve self-esteem
- * Cope with stress & fatigue
- * Understand others
- * Optimize brain performance

Case Study:

Du Toit et al. Case study: Investigation into the impact of the Limitless You Peak Performance Program on overall wellbeing. UGSM-Monarch Business School, GmbH. 2017



Frontal Lobes

Analyst area: 100

ANALYST:
Logical
Analytical
Academic
Factual
Correctness
Realistic
Numbers
Verbal
Precise
Thorough

Left Brain Hemisphere

Strategist area: 30

STRATEGIST:
Entrepreneur
Financial advisor
Pediatrician
Psychiatrist
Creative director
Artist

Right Brain Hemisphere

Actions/Do
Result/Task
Decisive
Competitive
Independent
Sensible
Controlled

DOER:

Doer area: 0

Project manager
Plant manager
VP productions
Administrator
Secretary
Book keeper

Public relations
Teacher
Psychologist
Social worker
Nurse
Therapist

COUNSELLOR:

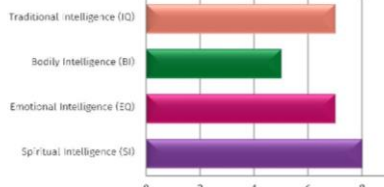
Counsellor area: 0

Sensory Lobes

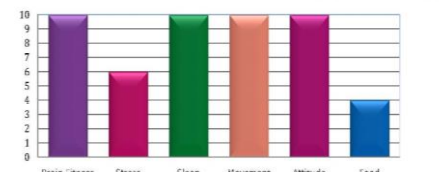
Logical/Mathematical



Your Average Intelligence Preferences for the Intelligence Categories



Brain Fitness



Your average for the drivers that influence your brain performance:

83%