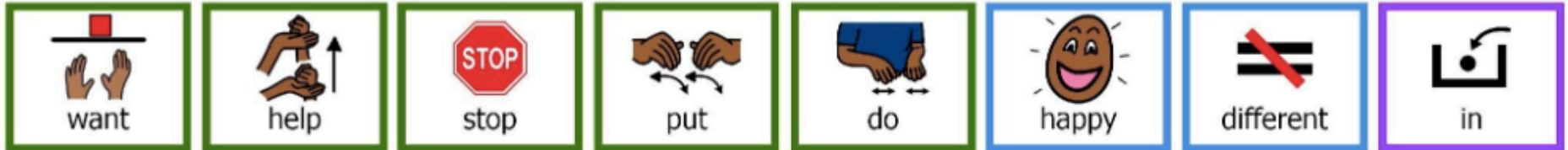
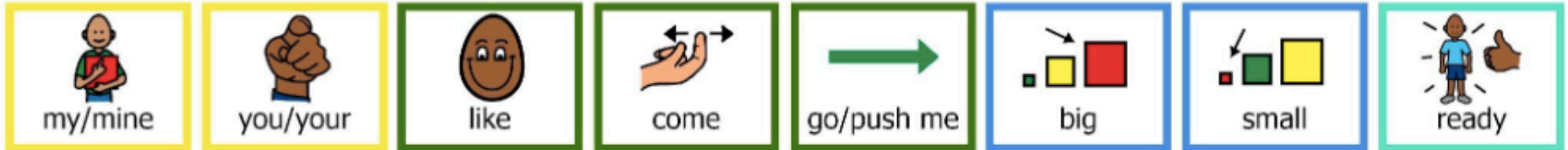
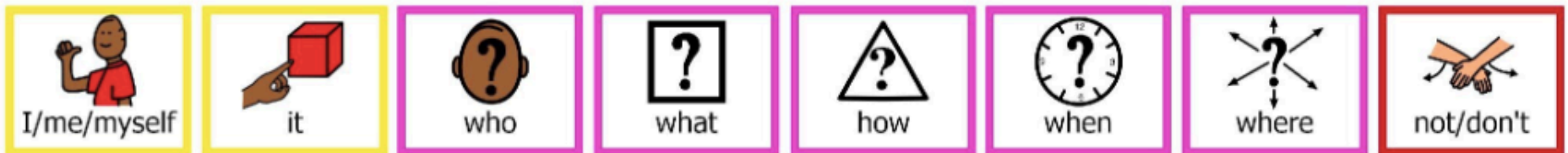



Hunting for Easter Eggs



Hunting for Easter Eggs

This communication board can be used by parents, teachers or therapists to support children who use AAC to take part in an Easter egg hunt.

Instructions for using the communication board “Hunting for Easter Eggs”, a free resource developed by the Centre for AAC, University of Pretoria.

1. **Show and explain:** Before the hunt begins, sit with the child and go through the symbols. Point to each symbol and say what it means. For example, “*easter egg*”, “*look*” or “*more*”.
2. **Use the board while you hunt:** During the hunt, use the board as you talk. For example, if the child finds an egg, you can point to the symbols “*you found it*” or “*put the easter egg in the basket*”
3. **Follow the child’s lead:** Respond to the child’s interest. If they show excitement about something, use the communication board to reflect the experience. For example, say “*that was so much fun*” while pointing to the symbols on the board.

Enjoy and have fun!