






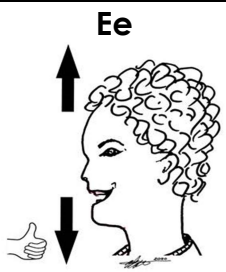
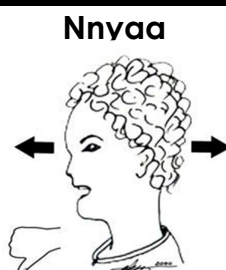




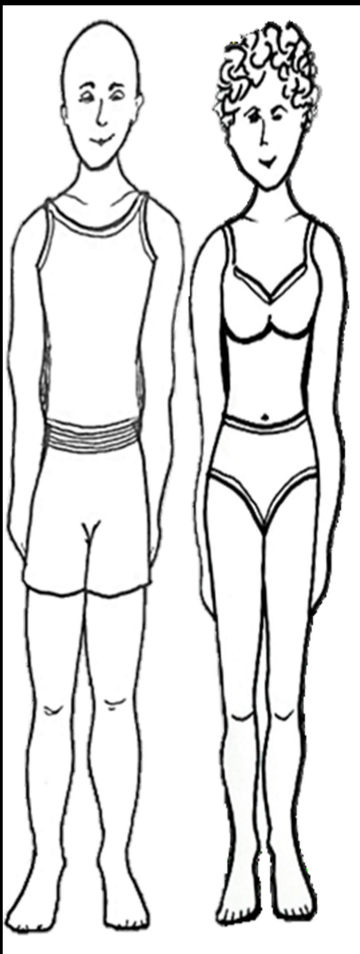
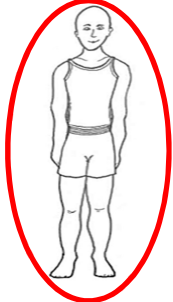
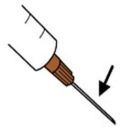





















Ga gona setlhabi	Go botlhoko go le gonnye	Go botlhoko	Go botlhoko thata	Go botlhoko thata, thata	Se ke setlhabi se se fetisang selekano	
						
						
Ga ke utlwe sepe	Go botlhoko fela nka kgona go e tlhokomologa	Ke tshwanetse go emisa se o ke se dirang ka gore go botlhoko	Motlhamongwe ke tshwanetse go nna kgotsa go robala ka lebaka la botlhoko	Ke nna ka setlhabi ka dinako tsotlhe mme go bosula tota	Setlhabi se se setlhogo mme a ke kgone gore dira sepe ka ntlha ya sone	E ya kwa morago ga patitšhoko e 

Suggestions for using a communication board

© CAAC 2020

A communication board can help people both to 'speak' and to understand. When communicating with someone who finds speaking difficult, speaks another language, or has trouble understanding spoken language, point to the pictures of the words as you speak them, and make sure that the person can see the board. When it is the person's turn to speak or answer questions, make sure they can see and reach the board and say "If it helps you, show me the pictures for what you want to say". If the person with communication difficulties cannot point, or cannot see, then ask them to show you how they say "yes". Now read through the symbols one at a time until they say "yes" to indicate that it is the message they want.

BOTHO YA TLHAELETSANO GO TLHALOSA KA SETLHABI – SETSWANA

Setlhabi se fa kae?	Setlhabi se ntse jaang?	Setlhabi se tla neng?	Setlhabi se tla jaang?	Setlhabi se nna sebaka se se kanakang?	
	Gotlhelele 	Jaaka nnaletse 	Ka nako tsotlhe 	Setlhabi se simolola ka bonya 	Ka nako tsotlhe 
	Jaaka go kgarametsa kgotsa go pillaganya 	Motlhamongwe 	Ka bonako ka motsotswana 	Ka bonako ka motsotswana 	Ee 
	Mo lefelong le le nngwe 	Fisa 	Fa ke dira sengwe 		Metsotso e le 5 
Phisego 	Mo mosong 		Ura e le nngwe 		
E a dikologa 	Botsididi 	Mo letsatsing la gompieno 	Mo bosigong 	Beke e le nngwe 	Dikologa 

Suggestions for using a communication board

A communication board can help people both to 'speak' and to understand. When communicating with someone who finds speaking difficult, speaks another language, or has trouble understanding spoken language, point to the pictures of the words as you speak them, and make sure that the person can see the board. When it is the person's turn to speak or answer questions, make sure they can see and reach the board and say "If it helps you, show me the pictures for what you want to say". If the person with communication difficulties cannot point, or cannot see, then ask them to show you how they say "yes". Now read through the symbols one at a time until they say "yes" to indicate that it is the message they want.

*symbols from www.bildstod.se