






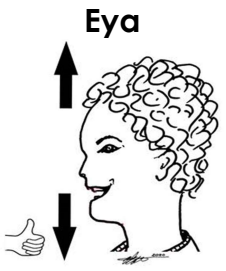
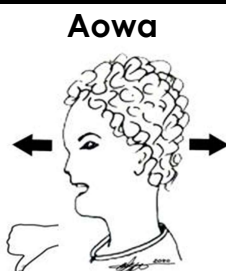


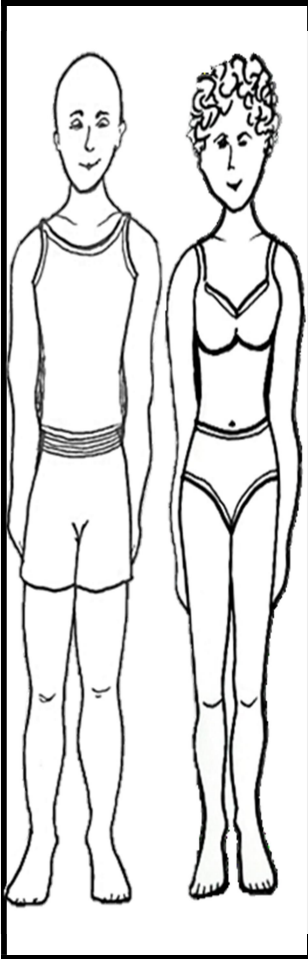
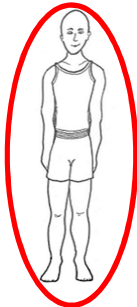











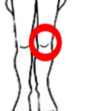















Ga go bohloko	Go bohloko ganyana	E bohloko	E bohloko kudu	E bohloko kudu kudu	E bohloko go fetiša	
						
						
Ga ke kwe selo	E bohloko eupša ke kgona go tswela pele ka seo ke se dirago.	Ge ke dira sengwe ke swanetše go tlogela gobane ke kwa bohloko.	Ke swanetše go dula fase goba ke robala ka mokgowa wo go leng bohloko ka gona.	Ke phela ke kwa bohloko ka mehla.	Go bohloko kudu kudu e bile ga ke kgone go dira selo.	Eya ko morago ga boto ye 

Suggestions for using a communication board

© CAAC 2020

A communication board can help people both to 'speak' and to understand. When communicating with someone who finds speaking difficult, speaks another language, or has trouble understanding spoken language, point to the pictures of the words as you speak them, and make sure that the person can see the board. When it is the person's turn to speak or answer questions, make sure they can see and reach the board and say "If it helps you, show me the pictures for what you want to say". If the person with communication difficulties cannot point, or cannot see, then ask them to show you how they say "yes". Now read through the symbols one at a time until they say "yes" to indicate that it is the message they want.

Go bohloko mo kae??		Bohloko bo kwagala bjale ka eng?	Bohloko bo tla neng?	Bohloko bo tla bjang?	Bohloko bo tšea nako e kana kang?	
	Mmele ka moka	Bjalo ka nalete	Bohloko bo gona ka dinako tšohle	Bohloko bo thoma ganyane ka iketlo.	Bohloko bo gona ka dinako tšohle	Ga ke tseba?
						
	E ke motho wa nkgoromeša gobawa nkgatella	Ka dinako tše dingwe	Ka motsotswana fela.	Ka motsotswana fela.	Eya	
						
Lefelo le le tee	Fiša	Ge ke dira sengwe		Metsofo ye mehlano	Aowa	
						
Mmele wa go fiša	Mo mesong			Iri ye tee		
						
Ga e dule mo felo go go tee	Tonya	Mo letšatšing	Bošego	Letšatši le le tee	Eya ko morago ga boto ye.	
						

Suggestions for using a communication board

A communication board can help people both to 'speak' and to understand. When communicating with someone who finds speaking difficult, speaks another language, or has trouble understanding spoken language, point to the pictures of the words as you speak them, and make sure that the person can see the board. When it is the person's turn to speak or answer questions, make sure they can see and reach the board and say "If it helps you, show me the pictures for what you want to say". If the person with communication difficulties cannot point, or cannot see, then ask them to show you how they say "yes". Now read through the symbols one at a time until they say "yes" to indicate that it is the message they want.

© CAAC 2020

*symbols from www.bildstod.se