





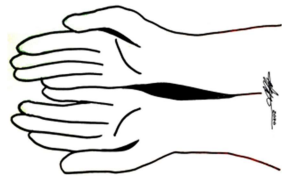





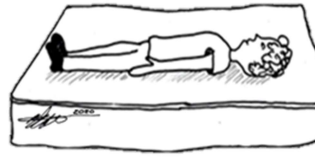
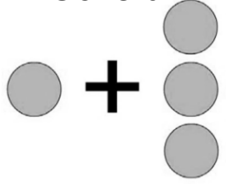








BOTO YA TLHAELETSANO YA GO DIRA TLHAELETSANO LE NGAKA KGOTSA MOOKI - SETSWANA

Nna 	Ikutlwa 	E ja 	Siame 	Maswe  E ya kwa morago ga patitshoko e *
Wena 	Batla 	E nwa 	Fisa 	Botsididi 
Mme/ Koko 	O seke wa/ o seke 	Go robala 	Go feta 	Go fedile 
Ngaka/ Mooki 	Ntlwana 	Tsamaya 	Ema 	Jaanong 

Suggestions for using a communication board

A communication board can help people both to 'speak' and to understand. When communicating with someone who finds speaking difficult, speaks another language, or has trouble understanding spoken language, point to the pictures of the words as you speak them, and make sure that the person can see the board. When it is the person's turn to speak or answer questions, make sure they can see and reach the board and say "If it helps you, show me the pictures for what you want to say". If the person with communication difficulties cannot point, or cannot see, then ask them to show you how they say "yes". Now read through the symbols one at a time until they say "yes" to indicate that it is the message they want.

BOTO YA TLHAELETSANO YA GO DIRA TLHAELETSANO LE NGAKA KGOTSA MOOKI - SETSWANA



Suggestions for using a communication board

A communication board can help people both to 'speak' and to understand. When communicating with someone who finds speaking difficult, speaks another language, or has trouble understanding spoken language, point to the pictures of the words as you speak them, and make sure that the person can see the board. When it is the person's turn to speak or answer questions, make sure they can see and reach the board and say "If it helps you, show me the pictures for what you want to say". If the person with communication difficulties cannot point, or cannot see, then ask them to show you how they say "yes". Now read through the symbols one at a time until they say "yes" to indicate that it is the message they want.

*symbols from www.bildstod.se