





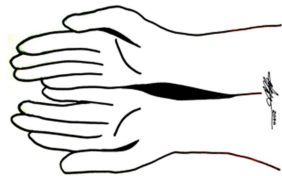





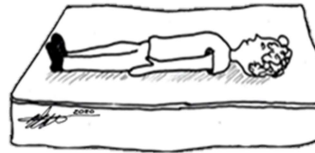
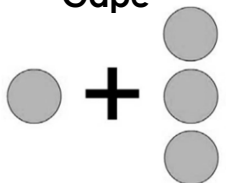









Nna 	Ikwa 	Ja 	Gabotse 	Mobe/Šoro  Eya ko morago ga boto ye
Wena 	Nyaka 	Nwa 	Fiša 	Tonya 
Mme/ Koko 	Ga ke 	Robala 	Gape 	Feditše 
Ngaka/ Mooki 	Ntlwaneng 	Sepela 	Ema 	Gona bjale 

Suggestions for using a communication board

A communication board can help people both to 'speak' and to understand. When communicating with someone who finds speaking difficult, speaks another language, or has trouble understanding spoken language, point to the pictures of the words as you speak them, and make sure that the person can see the board. When it is the person's turn to speak or answer questions, make sure they can see and reach the board and say "If it helps you, show me the pictures for what you want to say". If the person with communication difficulties cannot point, or cannot see, then ask them to show you how they say "yes". Now read through the symbols one at a time until they say "yes" to indicate that it is the message they want.

© CAAC 2020

*symbols from www.bildstod.se



Suggestions for using a communication board

A communication board can help people both to 'speak' and to understand. When communicating with someone who finds speaking difficult, speaks another language, or has trouble understanding spoken language, point to the pictures of the words as you speak them, and make sure that the person can see the board. When it is the person's turn to speak or answer questions, make sure they can see and reach the board and say "If it helps you, show me the pictures for what you want to say". If the person with communication difficulties cannot point, or cannot see, then ask them to show you how they say "yes". Now read through the symbols one at a time until they say "yes" to indicate that it is the message they want.

© CAAC 2020

*symbols from www.bildstod.se