





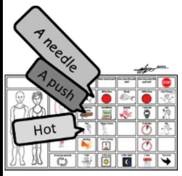



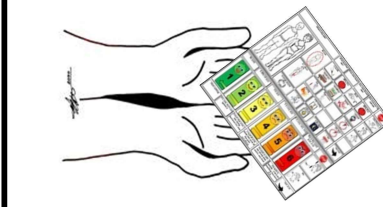



VISUAL SCHEDULE: HOW TO USE A COMMUNICATION BOARD - ENGLISH

HOW TO USE A COMMUNICATION BOARD

A communication board has picture symbols that can help a person understand and to communicate. It can be used with people who speak a different language, have low-literacy, have an intellectual disability or are unable to speak.

<p>1</p> <p>Make sure both of you can see the board.</p>  <p>Sit or stand next to each other.</p>	<p>2</p> <p>Point to the pictures as you say the words.</p>  <p>This helps understanding.</p>	<p>3</p> <p>Give the board to the person, and ask a question using the board.</p>  <p>Also show the possible answers.</p>	<p>4</p> <p>Give the person time to show you an answer.</p> 	<p>5</p> <p>Say the answer that the person has given.</p> 	<p>1</p> <p>If the person can't point or can't see: Ask them how they say "yes".</p> 	<p>2</p> <p>Read the words on the board one at a time.</p>  <p>Go slowly so there is time for the person to say "yes" on the one they want.</p>	<p>3</p> <p>Say the answer that the person has given you, and confirm with them that this is the answer they wanted.</p> 
<p>Yes</p> 	<p>I need help</p> 	<p>Please can I have a communication board.</p> 	<p>No</p> 				

This is a visual schedule. A visual schedule can help people to understand how a sequential process or procedure works. It is especially helpful for people with intellectual disabilities or autism, to help them understand what to do next or what will happen next. When a person is able to anticipate what will happen next, it can decrease their anxiety and increase their independence. To use the visual schedule, sit with the person before starting the activity and explain the procedure to them step by step, pointing to the pictures as you explain. During the procedure, before each step, show the person the picture. When that step is completed, show them that you are moving on to the next step by pointing to the next picture.