

**“SUCCESS IS A JOURNEY, NOT
A DESTINATION”: A 3-YEAR
CASE STUDY OF THE JOURNEY
OF A YOUNG GIRL FROM DEEP
COMA TO CLASSROOM
ACHIEVER.**

Dr. Margi Lilienfeld

Lulu



Glasgow Coma Scale (GSC)

- ▣ Reliable, objective way to record conscious state
- ▣ Reliable in predicting ultimate outcome
- ▣ Add scores in each category for your total score. Possible score range 3 - 15

3 Types of Response	Possible scores
Motor response	1-6
Verbal Response	1-5
Eye - opening	1-4

I. Motor response

Motor Response	Score
Obeys commands (simple)	6
Localises to pain stimuli. Makes purposeful movements towards changing painful stimuli i.e. A localising response	5
Withdraws from painful stimuli	4
Abnormal flexion - decorticate posture	3
Extensor response – decerebrate posture	2
No response	1

II. Verbal response

Verbal Response	Score
Alert and orientated	5
Confused, yet co-herent, speech	4
Inappropriate words and jumbled phrases consisting of words	3
Incomprehensible sounds	2
No sounds	1

III. Eye Opening

Eye opening	Score
Spontaneous eye opening	4
Eyes opening to speech	3
Eyes opening to pain	2
No eye opening	1

Lulu had a score of 3 - no motor response to pain, no sounds and no eye-opening – even to supra-orbital pressure

Initial Evaluation

- ▣ Responded to name
- ▣ Initiated some interactions
- ▣ Gesture thumbs up - I'm sharp/ yes / I'm fine/ I'm OK and to indicate 6 (her age)
- ▣ Heading shaking – to tease and “no”
- ▣ No obvious signs of frustration at lack of communication
- ▣ Receptive language – her understanding of what was said to her was clear

Start of intervention

- ▣ Quickly able to identify tactile objects for favoured activities and peers
- ▣ Learnt manual signs and even invented her own
- ▣ Communication dictionary
- ▣ Encouragement of vocalising
- ▣ Pre-Braille activities
- ▣ Loved stories – interaction, listening comp.
- ▣ Phonological and phonemic skills
- ▣ School Placement barriers

By June 2009

1. Vocalisations - and some verbalisations



2. Gestures



3. Manual signs



4. Finger spelling

5. "Yes" and "no" signals
6. Partner assisted auditory scanning



7. Tactile symbols - at this point 40!





8. Braille

Braille materials

- ▣ Initially tactile sensitivity and tactile discrimination
- ▣ Tracking activities
- ▣ Orientation
- ▣ Tactile worksheets
- ▣ Braille with auditory input and with tactile symbols
- ▣ Braille labeling
- ▣ Braille topic boards e.g. Comment board



Name the shape on the right that is:

rough



smooth



fluffy



bumpy

corrugated



Little Circle finds friend



by Lygracie Rudman



snail



leaf

e

egg



h

hat



m

moon



k

kite



c

a

t

w

w



whale

He could not believe how fast he could swim now. Something had changed on his body. What was it? He looked behind him to find two back legs.



26.05.20






9. Speech Generating Device - Super Talker



Tactile snakes and ladders




Choose and Tell: Legends



Using a switch to access computer



Alternate writing mode




BAT Keyboard



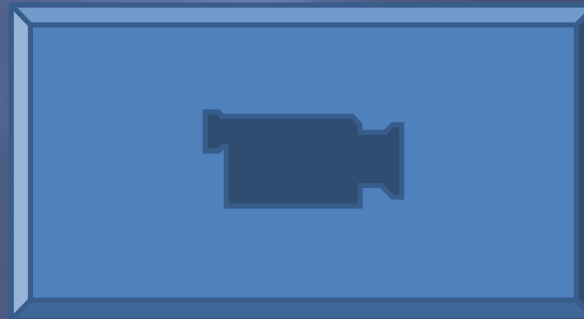




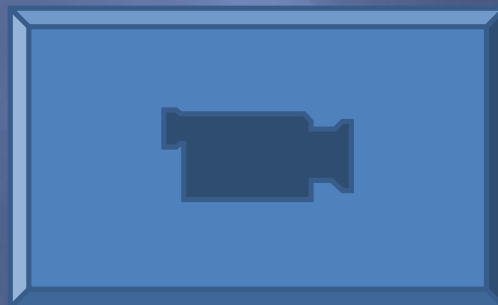
2011 Grade1 R.P. Moodley School



Grade 1 at R.P. Moodley school



AAC modes ↓ Speech ↑





Success is a journey ,
not a destination